

Academy of Alameda Middle School Charter Renewal Petition: Findings and Recommendations

Kirsten Zazo

November 12, 2019

In a Nutshell

- Staff recommends renewal
- Based on the renewal petition, site visit findings, board, leadership, parent, and staff interviews, staff has found that:
 - School has a clearly articulated mission and vision emphasizing social justice and has developed plans for implementing that vision
 - School has clearly articulated the areas that need improvement and have a strategic plan that addresses these areas
 - Based on academic results and classroom instruction observations, measured alone, clearly warrants renewal
 - Parents and other stakeholders support the school
 - The school reflects the population of the surrounding school
 - School's finances are solid
 - School has strong internal oversight

Renewal Petitions: Process

- Renewal process:
 - Per Ed Code, primary criterion is academic performance
 - Review all areas of schools (academics, finance, compliance, charter language) by variety of AUSD offices (Teaching & Learning, Special Ed, Finance, Legal)
- Materials considered:
 - Petition; SBAC/Dashboard data; LCAP; policies; interviews with board, leadership, staff, parents, students; site visit observations; budget; audit reports; enrollment data; special education/SELPA data; AUSD staff observations from throughout charter term

Renewal Standard

- Renewal petitions are governed by the same basic standard as initial petitions, but with additional threshold showing.
- Threshold showing: Charter school must show demonstrated academic performance “at least equal” to comparable district schools. (EC 47607(b))
 - Comparable schools are the District schools charter students would otherwise have attended and those with similar student populations to the population served by the Charter school.
- Schools making threshold showing are then evaluated across the board; emphasis still on academic performance:
 - “The authority that granted the Charter shall consider increases in pupil academic achievement for all groups of pupils served by the Charter school as the most important factor in determining whether to grant a Charter renewal.” (EC 47607(a)(3)(A))

Renewal Standard

- Essentially, if a school has satisfactory pupil achievement, there is a presumption that the petition must be approved
- To overcome presumption, there must be a finding that:
 - The Charter school presents an unsound educational program for the pupils to be enrolled in the charter school, or
 - The petitioners are demonstrably unlikely to successfully implement the program set forth in the petition, or
 - The petition does not contain reasonably comprehensive descriptions of its academic, financial, and compliance programs
- Findings must be specific, written, and supported by substantial evidence

AUSD Review Questions

- Is the school academically sound?
- Is the school an effective, viable organization?
- Has the school been faithful to the terms of its charter?
- Are the school's plans for a future charter term reasonably comprehensive?

AUSD Review Rubric

- AUSD uses criteria set out in attached rubric to measure adherence to standards:
 - Improving Student Achievement
 - Strong Leadership and Responsible Governance
 - Focus on Continuous Improvement
 - Fiscal Accountability
- Criteria subdivided into specific areas of focus
 - Graded on 5-point scale (1/Unsatisfactory, 2/Inadequate, 3/Underdeveloped, 4/Proficient, 5/Excellent)
 - Scores 3 or above required for renewal recommendation

Academy of Alameda MS: The Basics

- First year of instruction in 2010
- Overseen by same Board and Executive Director as AoA Elementary School, but with different principal and separate Charter
- Shares Chipman site with AoAES; schools have long-term agreement to use facility
- Currently enrolls 484 students
 - 322 Alameda residents

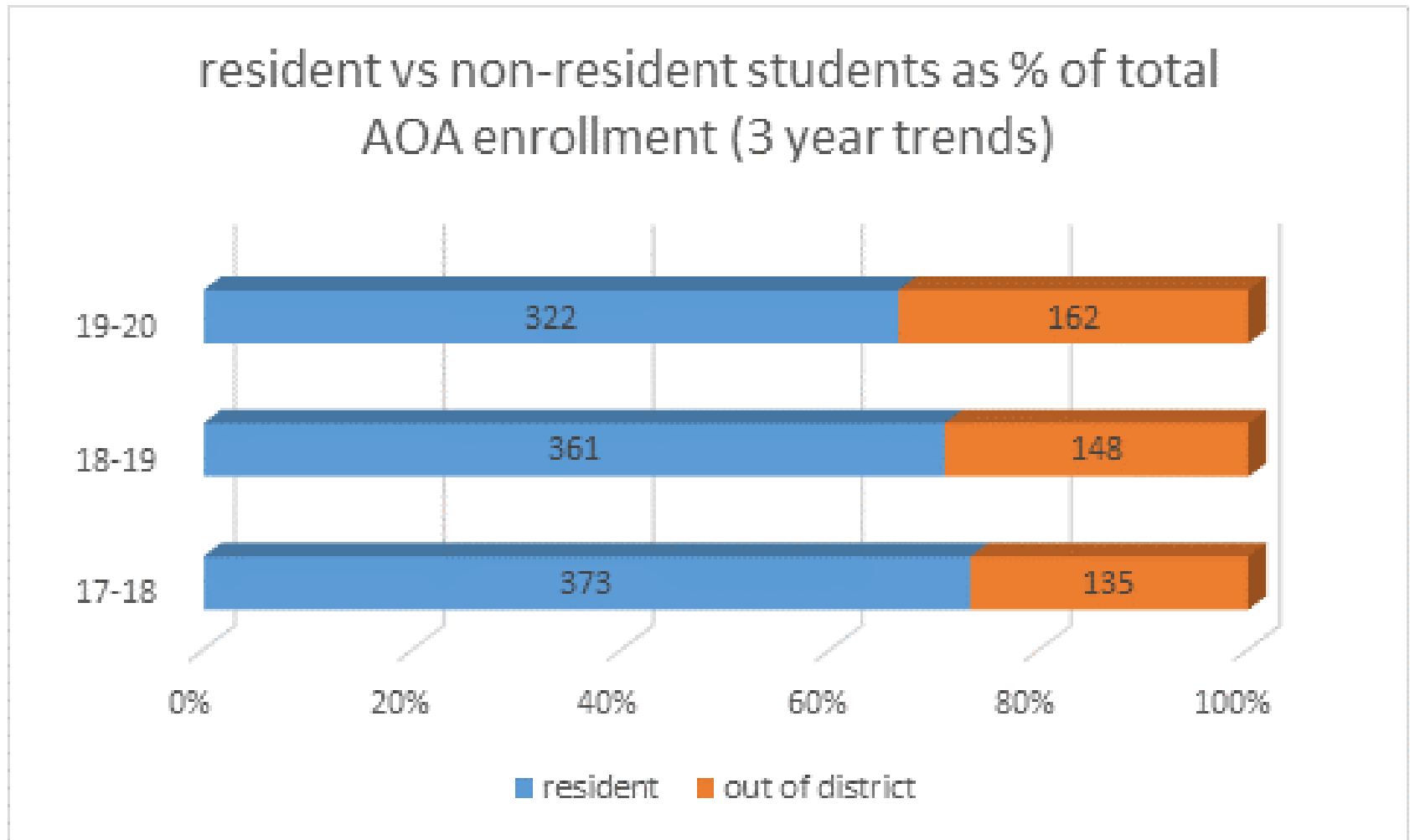
Academy of Alameda MS: The Basics

2017-2018	# In District	% In District	# Out of District	% Out of District	Total
6th Grade	117	72.22%	45	27.78%	162
7th Grade	123	67.21%	60	32.79%	183
8th Grade	133	81.60%	30	18.40%	163
Total School	373	73.43%	135	26.57%	508

2018-2019	# In District	% In District	# Out of District	% Out of District	Total
6th Grade	125	73.10%	46	26.90%	171
7th Grade	114	70.81%	47	29.19%	161
8th Grade	122	68.93%	55	31.07%	177
Total School	361	70.92%	148	29.08%	509

2019-2020	# In District	% In District	# Out of District	% Out of District	Total
6th Grade	81	58.27%	58	41.73%	139
7th Grade	127	70.56%	53	29.44%	180
8th Grade	114	69.09%	51	30.91%	165
Total School	322	66.53%	162	33.47%	484

Academy of Alameda MS: The Basics

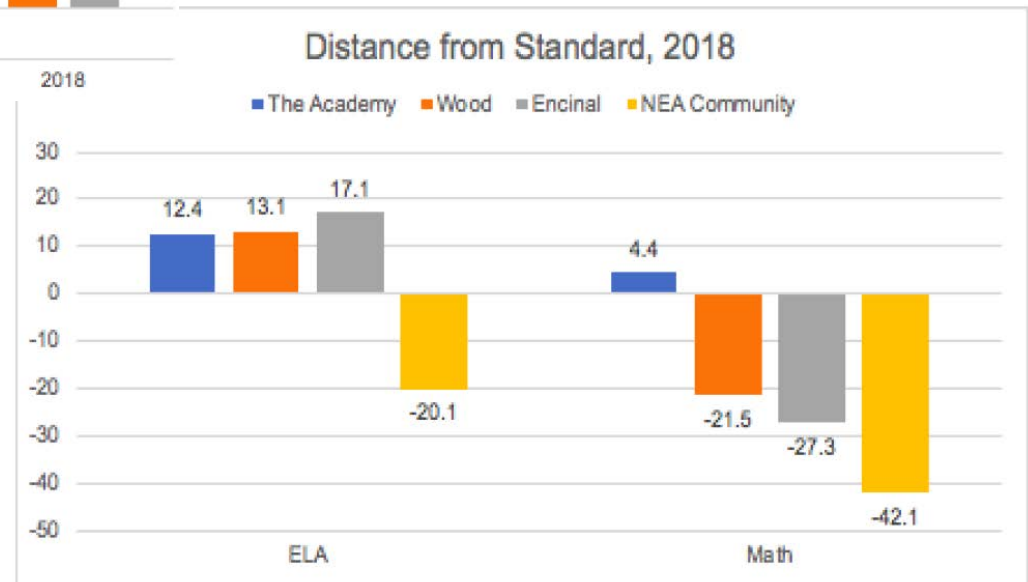
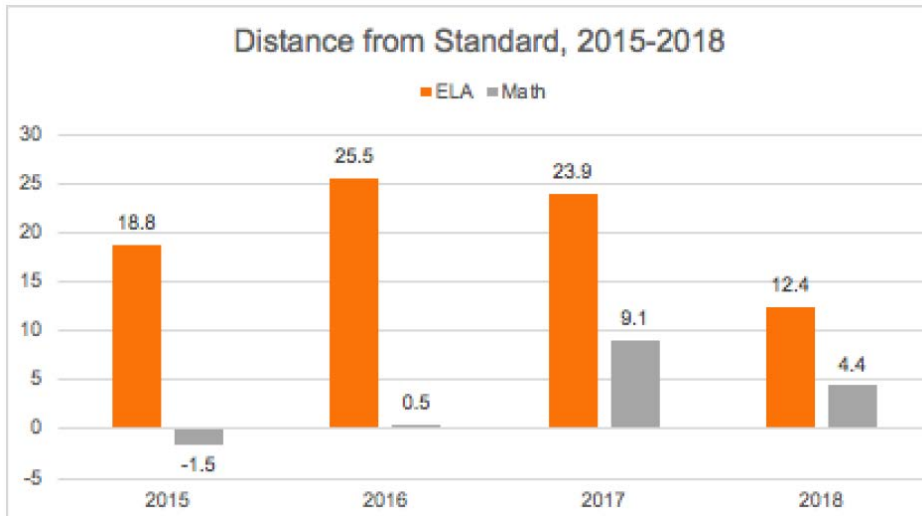


Threshold Showing: Demographics and Comparable Schools

2018-2019 Enrollment

Name	Total	African Amer.	Asian	Filipino	Hispanic	White	Two +	EL	SPED	Econ. Disad.
Academy of Alameda	494	12%	22%	5%	20%	22%	17%	12%	13%	49%
NEA Community Learning Center	579	16%	12%	3%	21%	30%	13%	14%	12%	36%
Will C. Wood Middle	575	10%	27%	8%	20%	22%	9%	20%	16%	45%
Encinal Junior/Senior High	1,261	12%	22%	11%	16%	28%	8%	11%	10%	41%
Alameda Unified	11,260	7%	25%	6%	17%	29%	12%	14%	12%	28%

Threshold Showing: Academic Data

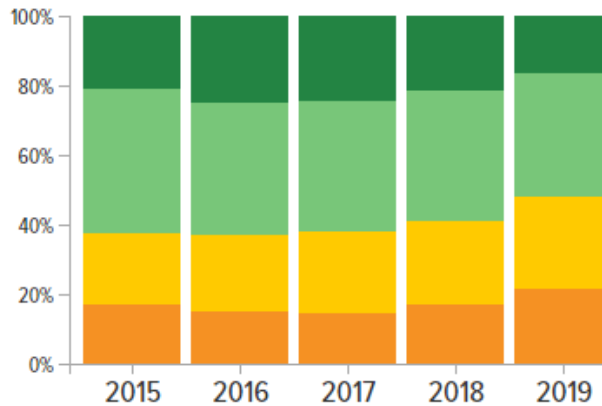


Threshold Showing: 2018-19 SBAC Results

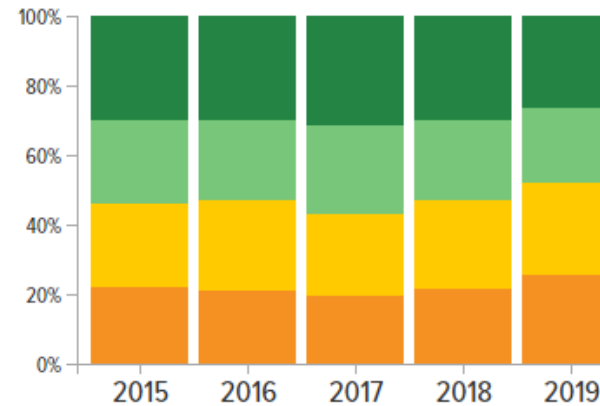
OVERALL TEST RESULTS

■ Standard Not Met
 ■ Standard Nearly Met
 ■ Standard Met
 ■ Standard Exceeded

ENGLISH LANGUAGE ARTS RESULTS



MATH RESULTS



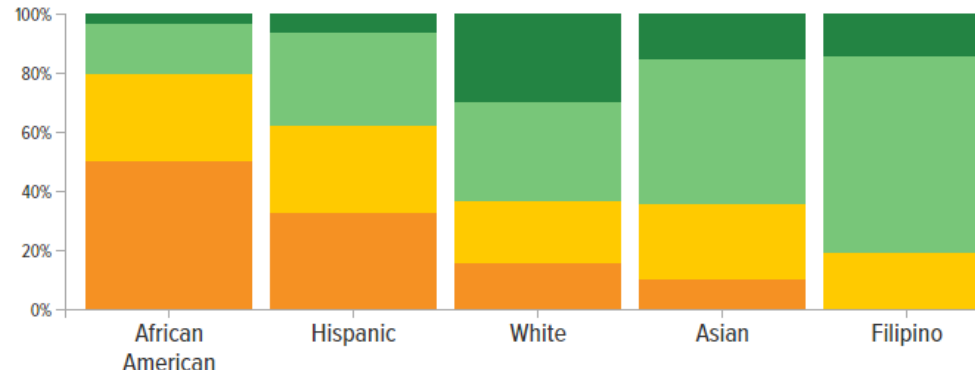
Subject	Standard Not Met 2019	Chg. From 2018	Standard Nearly Met 2019	Chg. From 2018	Standard Met 2019	Chg. From 2018	Standard Exceeded 2019	Chg. From 2018
English	21.49%	+4.35%	26.45%	+2.37%	35.74%	-1.61%	16.32%	-5.11%
Math	25.47%	+0.0%	26.29%	+0.78%	21.95%	-1.1%	26.29%	-3.75%

Threshold Showing: 2018-19 SBAC Results

2019 TEST RESULTS BY RACE AND ETHNICITY

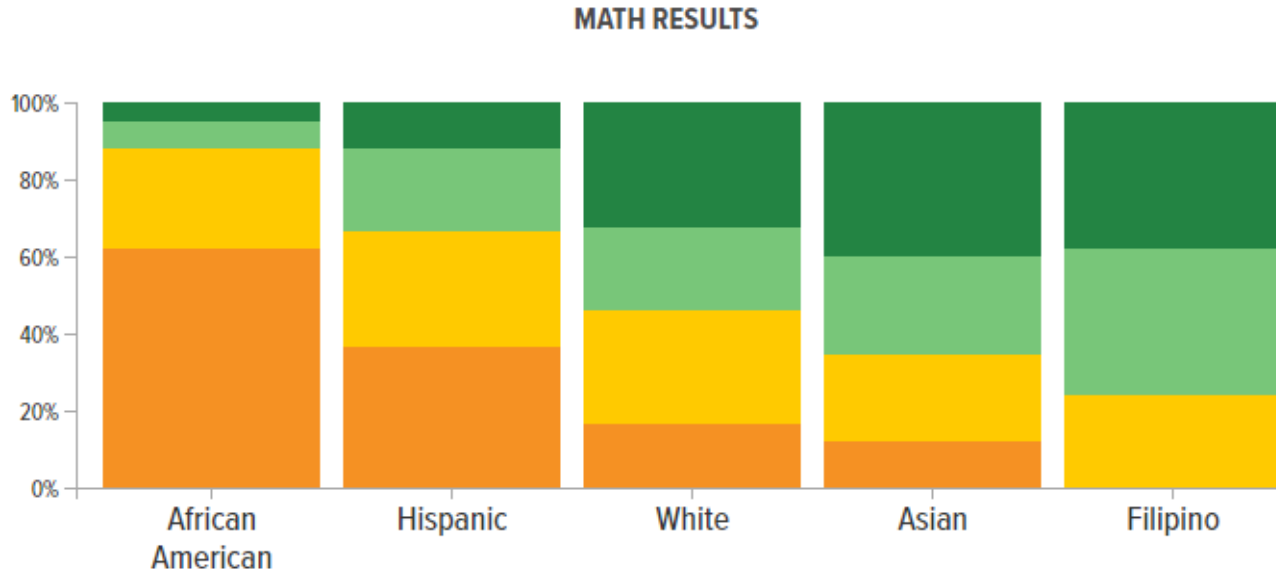
■ Standard Not Met
 ■ Standard Nearly Met
 ■ Standard Met
 ■ Standard Exceeded

ENGLISH LANGUAGE ARTS RESULTS



Race/Ethnicity	English: Standard Not Met	English: Standard Nearly Met	English: Standard Met	English: Standard Exceeded
White	15.38%	21.15%	33.65%	29.81%
Hispanic	32.63%	29.47%	31.58%	6.32%
African-American	50.0%	29.31%	17.24%	3.45%
Asian	10.0%	25.45%	49.09%	15.45%
Filipino	0.0%	19.05%	66.67%	14.29%

Threshold Showing: 2018-19 SBAC Results



Race/Ethnicity	Math: Standard Not Met	Math: Standard Nearly Met	Math: Standard Met	Math: Standard Exceeded
White	16.35%	29.81%	21.15%	32.69%
Hispanic	36.56%	30.11%	21.51%	11.83%
African-American	62.07%	25.86%	6.9%	5.17%
Asian	11.82%	22.73%	25.45%	40.0%
Filipino	0.0%	23.81%	38.1%	38.1%

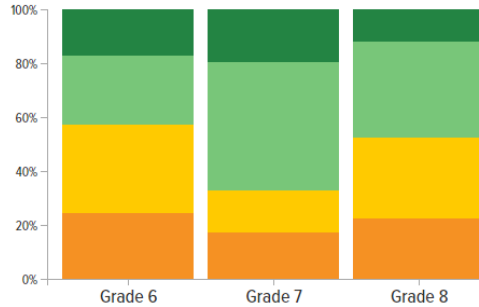
Threshold Showing: 2018-19 SBAC Results

2019 TEST RESULTS BY GRADE LEVEL

Standard Not Met Standard Nearly Met Standard Met Standard Exceeded

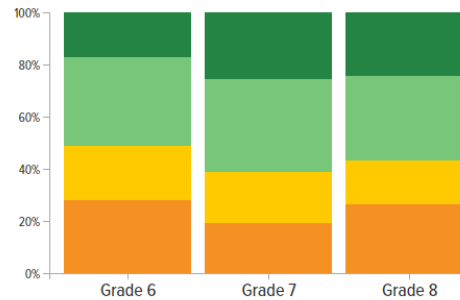
Academy of Alameda

ENGLISH LANGUAGE ARTS RESULTS



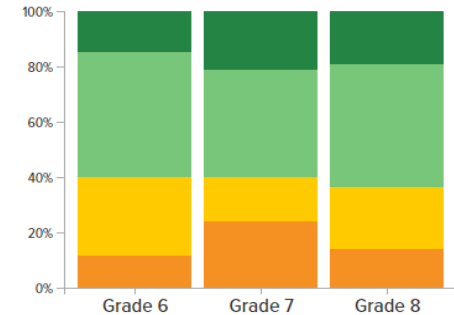
Will C. Wood Middle School

ENGLISH LANGUAGE ARTS RESULTS



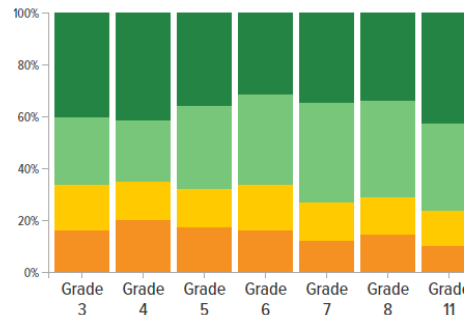
Encinal Jr./Sr. High

ENGLISH LANGUAGE ARTS RESULTS



AUSD

ENGLISH LANGUAGE ARTS RESULTS



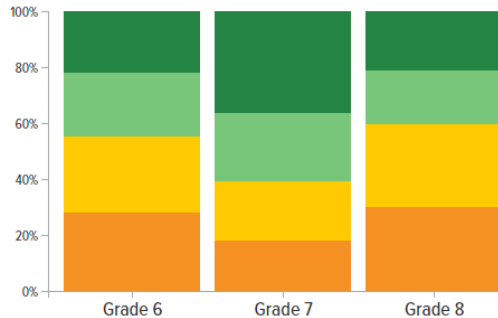
Threshold Showing: 2018-19 SBAC Results

2019 TEST RESULTS BY GRADE LEVEL

■ Standard Not Met
 ■ Standard Nearly Met
 ■ Standard Met
 ■ Standard Exceeded

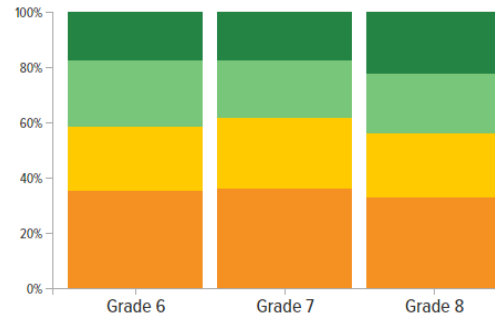
Academy of Alameda

MATH RESULTS



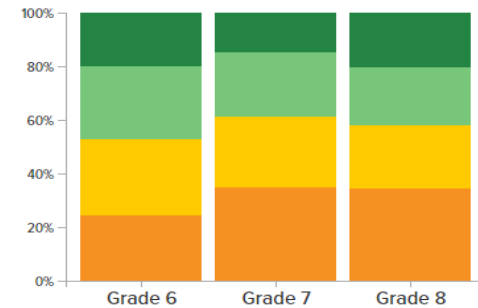
Will C. Wood Middle School

MATH RESULTS



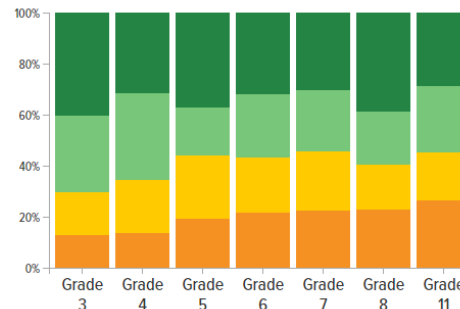
Encinal Jr./Sr. High

MATH RESULTS



AUSD

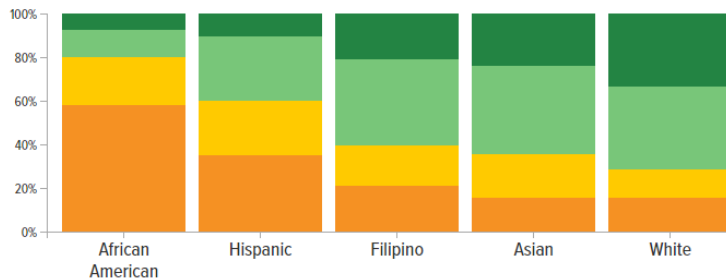
MATH RESULTS



Threshold Showing: 2018-19 SBAC Results

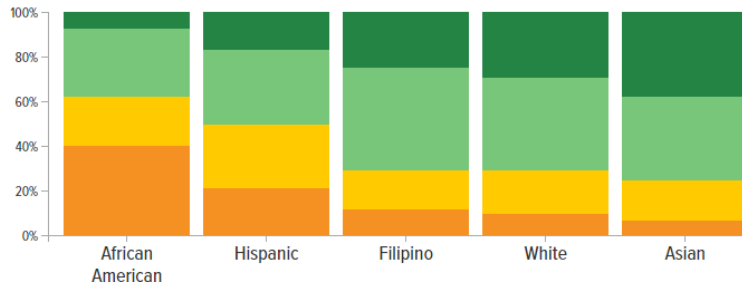
Will C. Wood Middle School

ENGLISH LANGUAGE ARTS RESULTS



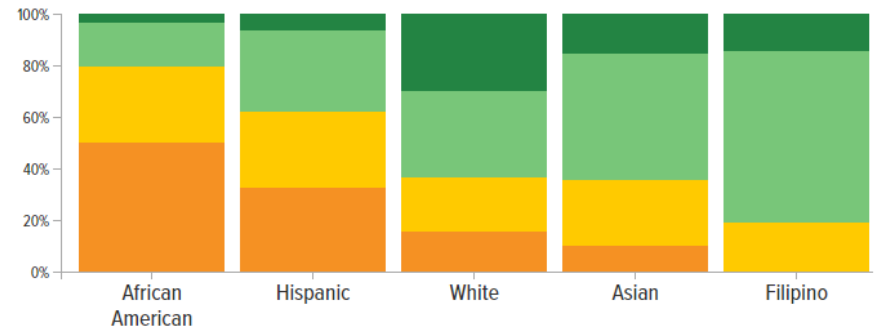
Encinal Jr./Sr. High

ENGLISH LANGUAGE ARTS RESULTS



Academy of Alameda

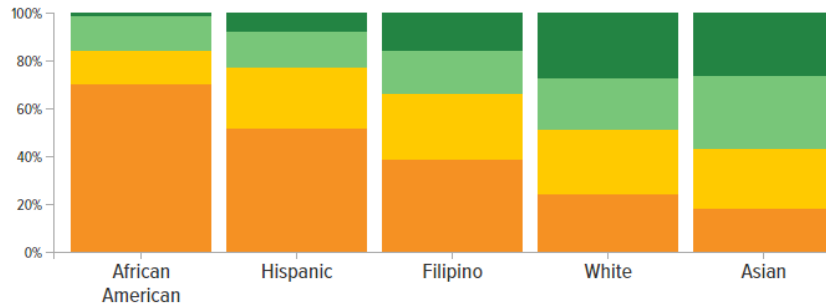
ENGLISH LANGUAGE ARTS RESULTS



Threshold Showing: 2018-19 SBAC Results

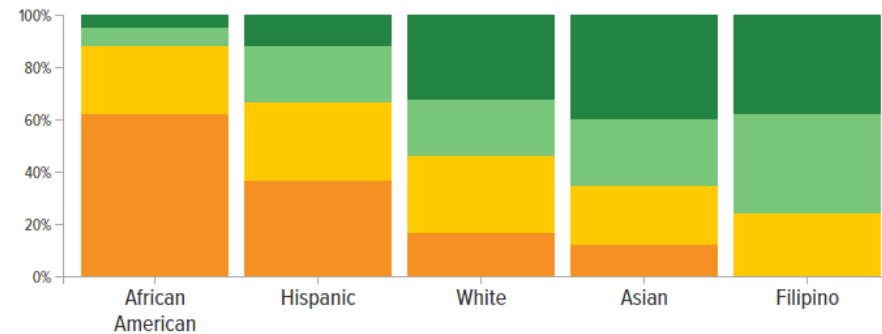
Will C. Wood Middle School

MATH RESULTS



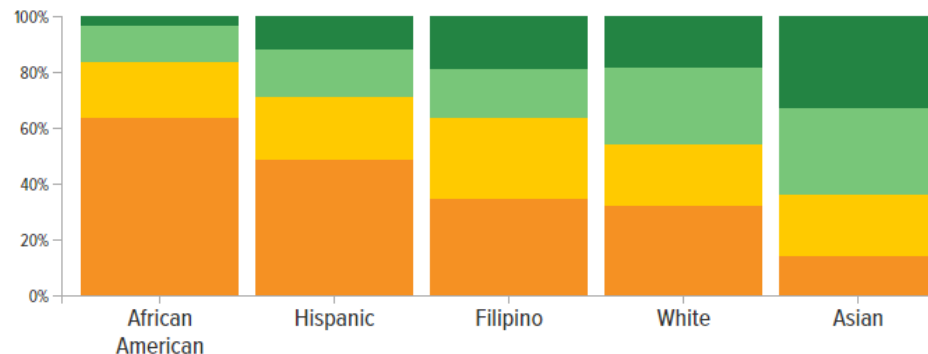
Academy of Alameda

MATH RESULTS



Encinal Jr./Sr. High

MATH RESULTS



Threshold Showing: 2017-18* LCAP Local Measure Results

Local Indicators

[LEARN MORE](#)

Basics: Teachers, Instructional Materials, Facilities

STANDARD NOT MET

[View More Details →](#)

[LEARN MORE](#)

Parent and Family Engagement

STANDARD NOT MET

[View More Details →](#)

[LEARN MORE](#)

Local Climate Survey

STANDARD NOT MET

[View More Details →](#)

*2018-19 results will be public in December

Summary of Findings:

Criteria 1 (Student Instruction)

- Criterion score: 3.9/5.0
- Observed strengths:
 - School leadership (Board, Executive Director, Principal) have clear shared academic vision for the school and are implementing strategies to carry out that vision (i.e., expanding the school's RtI structures for students who continue to perform below grade level as measured via MAP, F&P, and other local measures and increasing outreach to foster connectedness of families who are non-English speaking and/or non-Alameda residents)
 - The school has established clear and measurable goals within their LCAP and has aligned spending to those goals
 - Site team observed common procedures being used across classrooms
 - There is a strong social justice focus at the school, including a restorative practice focus reflected in school's decreased suspension rate
 - Families were able to express that the social justice value guides the work of the school
 - Families report that communication has improved over the last few years

Summary of Findings:

Criteria 1 (Student Instruction)

- Observed weaknesses:
 - Site team observed a lot of time being spent on procedures rather than standards-based instruction
 - Site team observed students not clear about the task they were working on and or the purpose
 - Site team observed tasks that were assigned but did not match grade level standards
 - Families indicated there is no structure for parents to participate in school-level governance at the middle level
 - There was no formalized structure to support English Language learners

Summary of Findings:

Criteria 2 (Leadership & Governance)

- Criterion score: 4.28/5.0
- Observed strengths:
 - School mission and vision clearly understood at all levels; Board actively involved in shaping mission and uses mission statement as tool for evaluation of leadership
 - Board regularly receives professional development and has developed onboarding instruction for new members
 - Staff professional development is well-considered and targeted to observed needs of staff
 - Multiple avenues exist for the board to receive feedback from stakeholders
 - Board members comprise a broad range of backgrounds and skills
 - No material legal or oversight issues during charter term

Summary of Findings:

Criteria 2 (Leadership & Governance)

- Observed weaknesses:
 - Parent stated there was not a formal vehicle for providing school-level input
 - Stakeholder participation in formal processes like Board meetings and uniform complaint process is not robust
 - There is no clear process for parents to be involved in budget decisions or understanding of how budget decisions are made

Summary of Findings:

Criteria 3 (Improvement/Data Use)

- Criterion score: 4.25/5.0
- Observed strengths:
 - School uses summative and formative assessments in both math and ELA; measures and progress on those assessments tracked through the school's LCAP
 - Review team observed examples of the school using data to make resource allocation decisions, including hiring of literacy specialist
- Observed weaknesses
 - Students are placed in classes for Tier II support and structure is not in place to have students move in and out of Tier II instruction on a 6-8 week schedule.

Summary of Findings:

Criteria 4 (Fiscal Accountability)

- Criterion score: 5.0/5.0
- Observed strengths:
 - School has adequate reserves
 - School assessed as low-risk using California Fiscal Crisis and Management Assistance Team (FCMAT) oversight checklist
 - Audit conducted in accordance with industry standards; audit showed no material weaknesses
 - Spending linked to LCAP and tracked by school

Summary of Findings: Recommendations

- Continue professional development to improve standards based instruction
- Conduct student survey regarding school culture
- Review and revise EL instructional program to include designated ELD
- Establish school site council or equivalent to provide input from stakeholders in budget decisions
- Ensure timely submission of Local Indicators to State for public viewing via the California Dashboard

Timeline

- Findings will return for action at the Board's next meeting
- If AUSD rejects a petition, petitioner has the right to appeal to County Board of Education
- Could then appeal to State Board of Education as well
- December 2019 - Spring 2020: Appeal proceedings before County, State (if needed)

School Charter Renewal Petition: Findings and Recommendations

Questions?