

Interim School Enrollment Zones for New Enrollees

**Kirsten Zazo, Chief Student Support Officer
June 27, 2017**

Background on Temporary Enrollment Zone Changes

- On May 23rd, the Board voted to relocate students and staff from Lum Elementary School to other sites no later than the first day of the 2017-18 school year and not return students or staff to Lum without future Board approval.
- Based on space availability and distance from Lum School, classes were added to the following schools:

School	Grade Level(s)
Haight Elementary	1 Kindergarten, 1 First Grade, 1 Second Grade, 1 Third Grade, 1 Fourth Grade
Maya Lin School	1 Second Grade, 1 Third Grade
Otis Elementary	1 Kindergarten, 1 First Grade
Paden Elementary	1 Kindergarten, 1 First Grade, 1 Second Grade, 1 Third Grade
Wood Middle School	2* Fourth Grade, 2 Fifth Grade

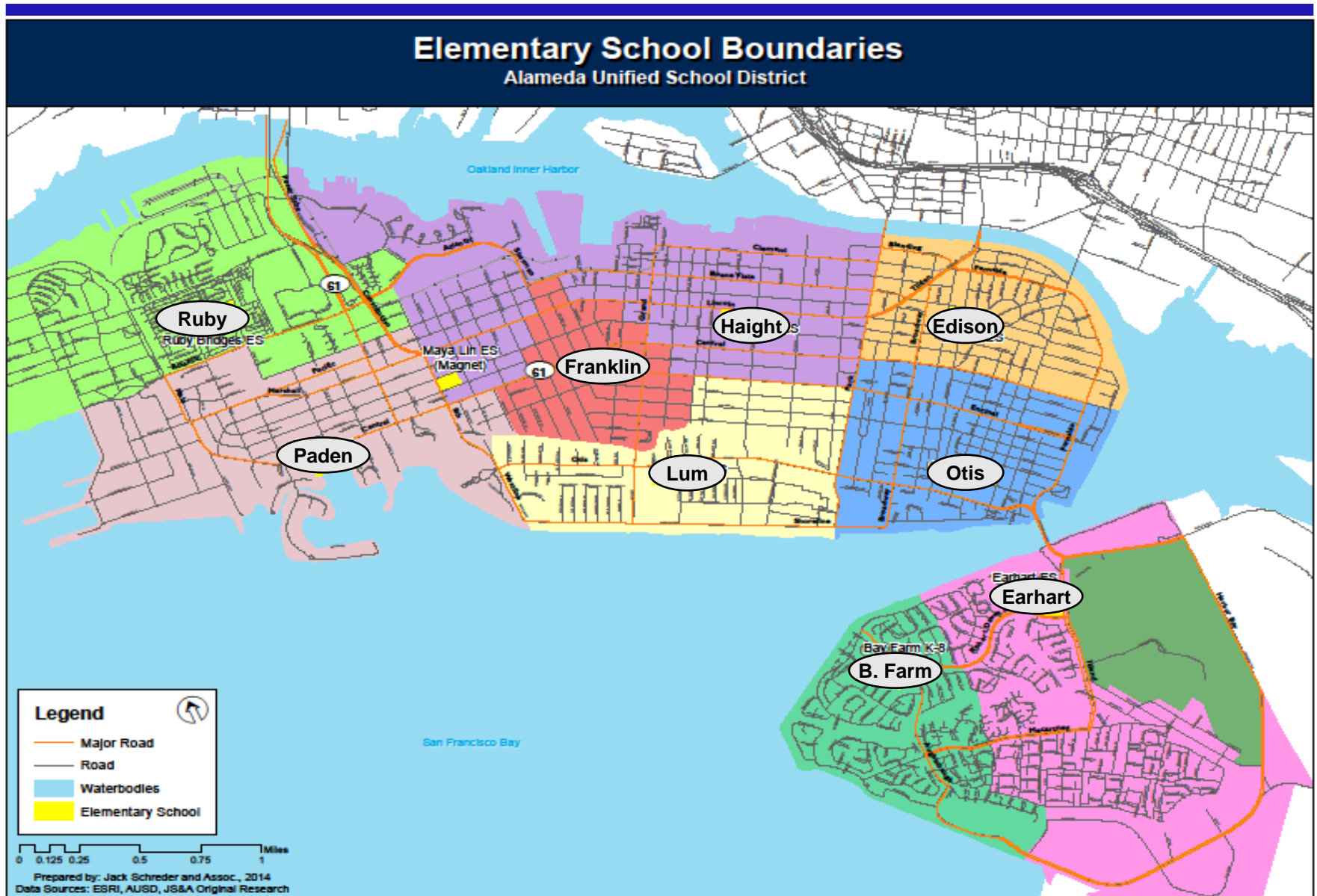
Background on Temporary Enrollment Zone Changes

- When deciding on placements of Lum students, we looked at siblings first. If families with multiple children have a K-3rd grade student and a fourth grader or a fifth grader, we placed those students at Haight as that was the only school that added a fourth grade and lower grades.
- If a family had a K and 1st grader and a third grader, the only schools that had a spot for both were Haight and or Paden.
- After placing all of the siblings, Student Services then did placement of all other students based on address where there was space.
- Student Services cannot bump current families at other schools to create space for Lum students.
- Now that everyone has placement, Student Services will begin the process of looking at Lum student intra district transfers. Because often families do not inform Student Services when they are moving, staff won't know what spots are available until the school year begins.

Background on Temporary Enrollment Zone Changes

- While these actions have taken care of the students enrolled as of May 2017, we still have to place students new to Alameda. Currently, students residing in the former Lum Elementary Enrollment Zone do not have a “home school.”
- The changes proposed on the following pages will assign a school to new students coming into Alameda.
- These temporary enrollment boundaries will allow families to know what zone they are moving into and will allow staff to be able to place students into a “home school.”
- The temporary enrollment boundaries have been shifted for every elementary school in the district. These changes were made in order to accommodate the increased enrollment from the former Lum Elementary Enrollment Zone and to help balance enrollment at schools which have been consistently under or over enrolled.
- The temporary enrollment boundary changes are for students coming into the district as new students ONLY. Current AUSD students will not be impacted by these temporary changes.

Current AUSD Elementary Boundaries Overview

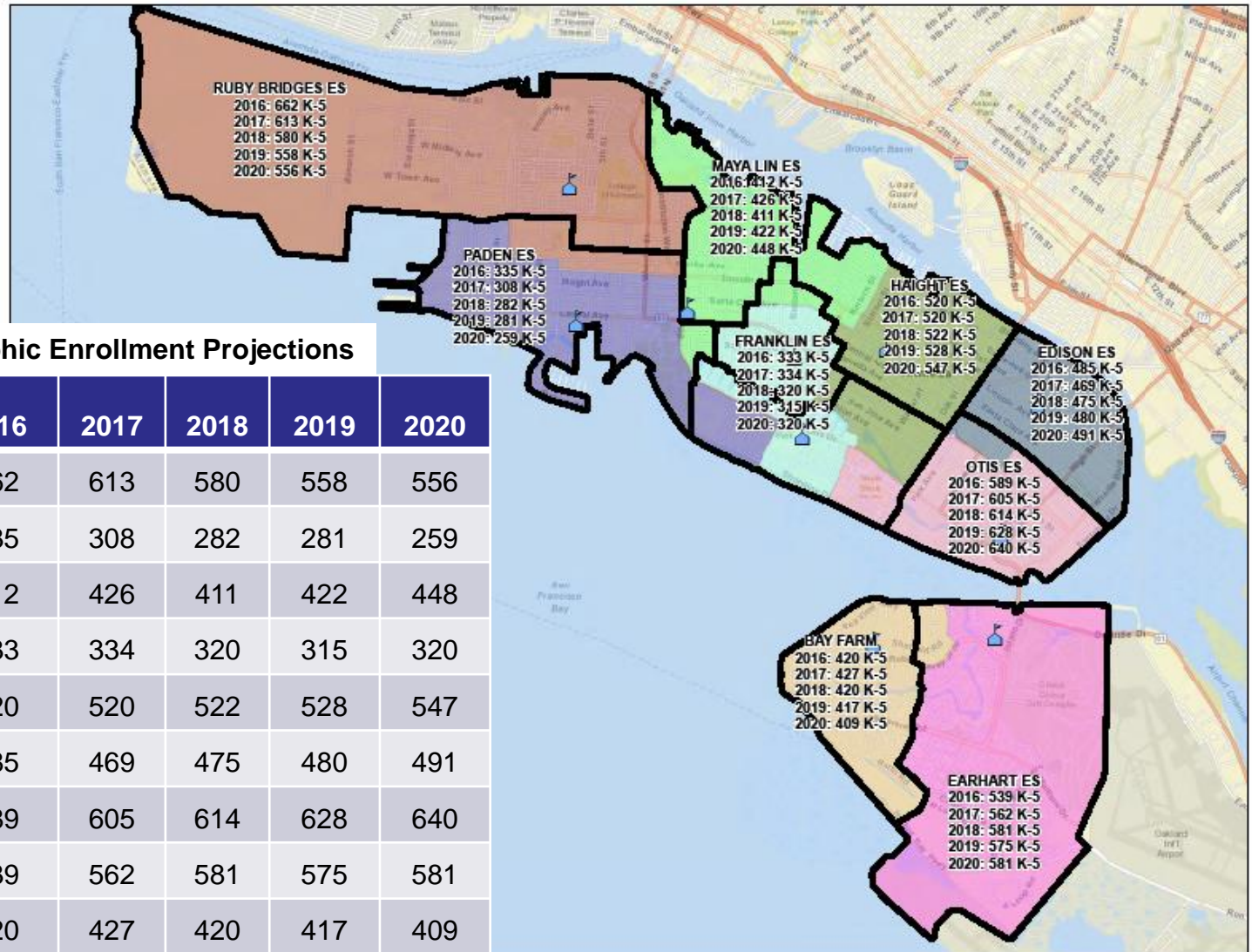


Proposed Temporary AUSD Elementary Boundaries

Demographic Enrollment Projections

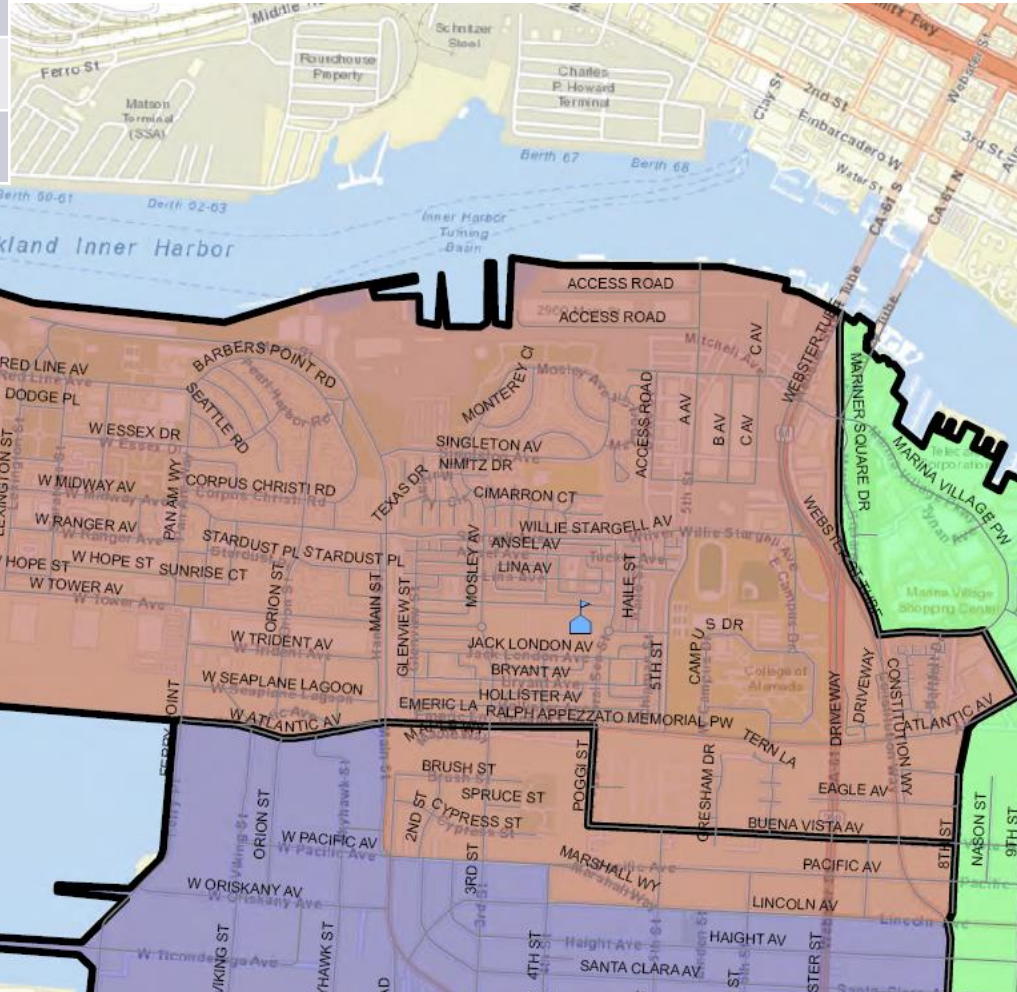
	2016	2017	2018	2019	2020
Ruby Bridges	662	613	580	558	556
Paden	335	308	282	281	259
Maya Lin	412	426	411	422	448
Franklin	333	334	320	315	320
Haight	520	520	522	528	547
Edison	485	469	475	480	491
Otis	589	605	614	628	640
Earhart	539	562	581	575	581
Bay Farm*	420	427	420	417	409

* K-5 only

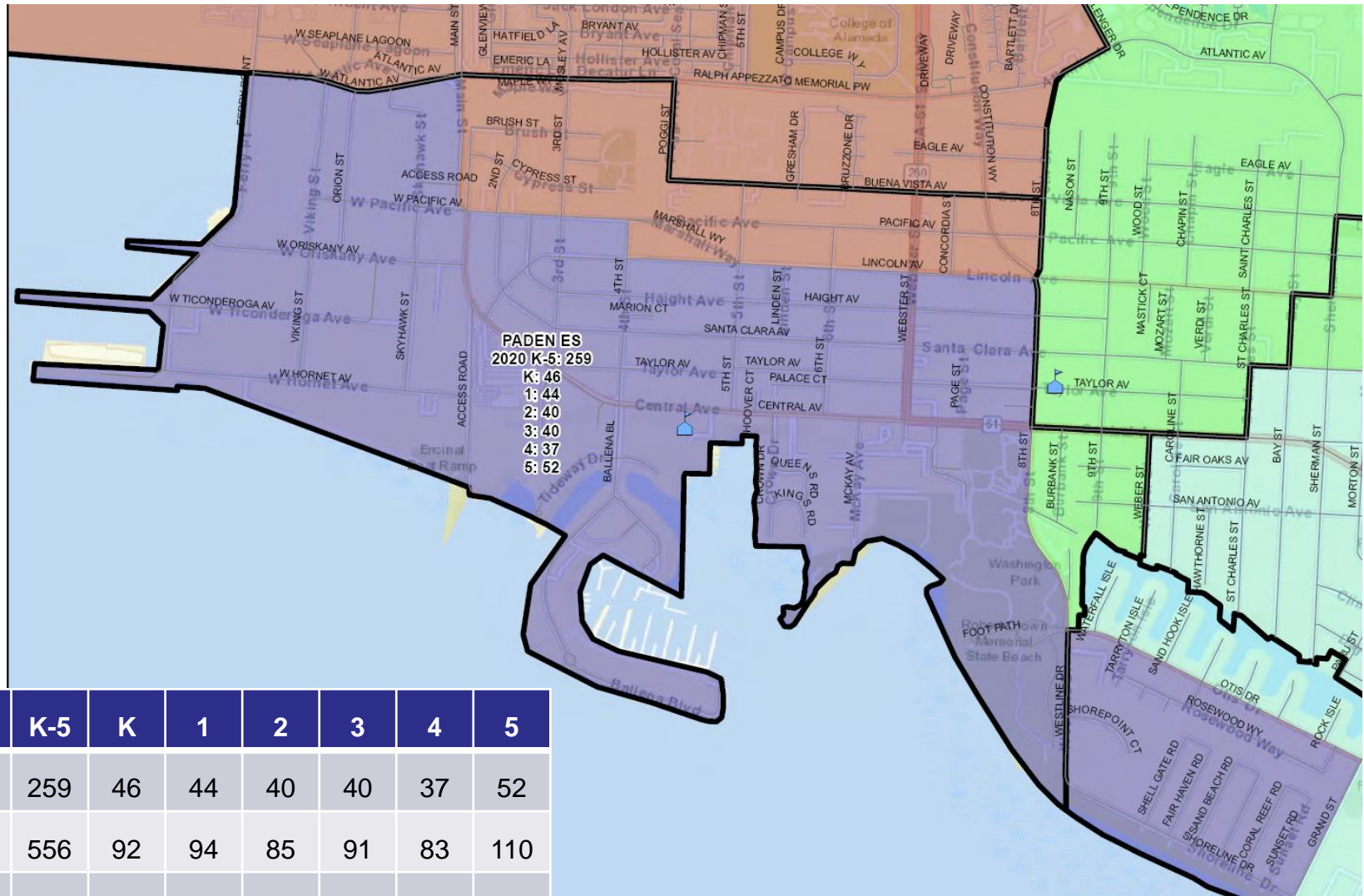


Temporary AUSD Elementary Boundaries – Ruby Bridges

	K-5	K	1	2	3	4	5
Paden	259	46	44	40	40	37	52
Ruby	556	92	94	85	91	83	110
Total	815	138	138	125	131	120	162

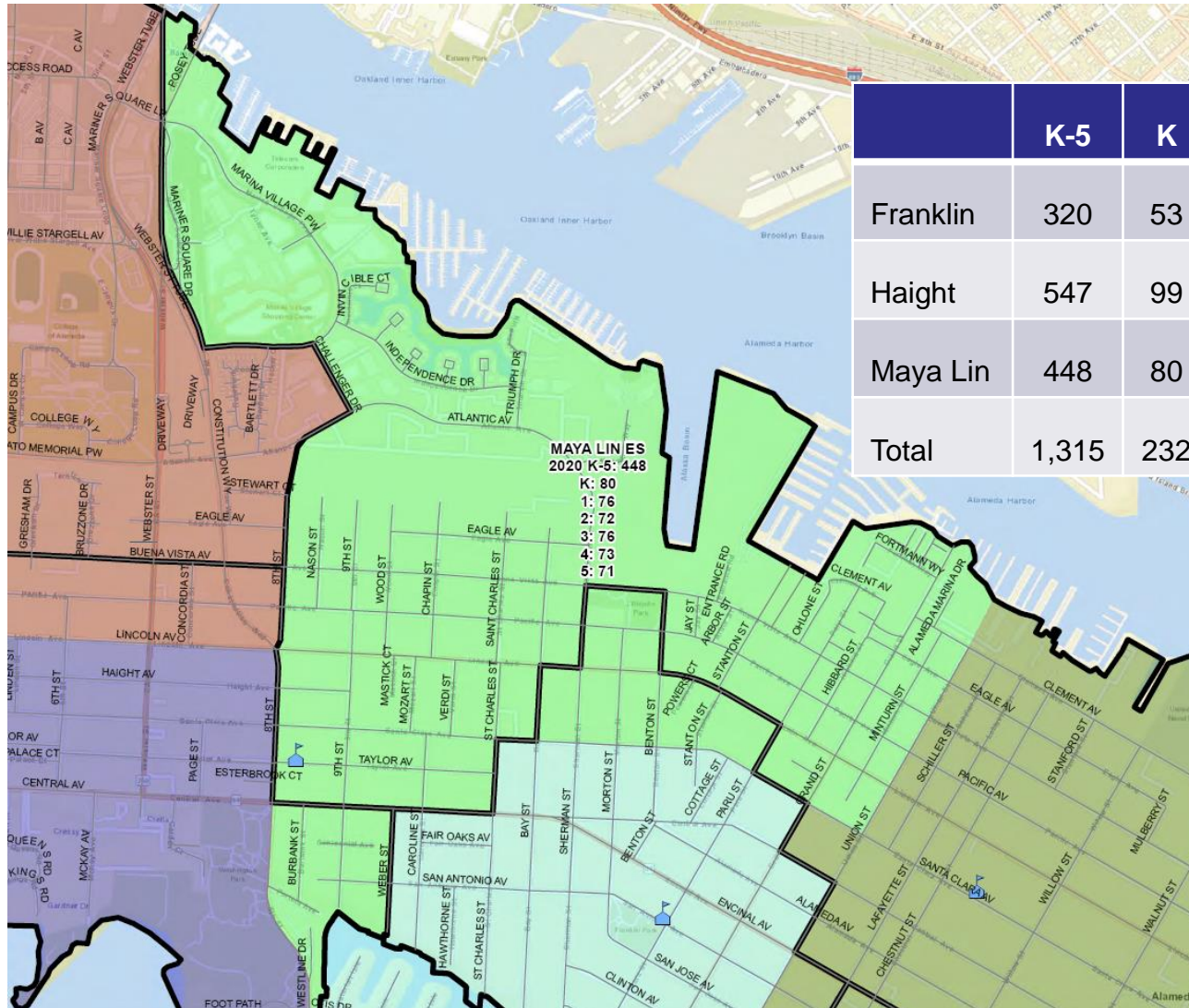


Temporary AUSD Elementary Boundaries – Paden



	K-5	K	1	2	3	4	5
Paden	259	46	44	40	40	37	52
Ruby	556	92	94	85	91	83	110
Total	815	138	138	125	131	120	162

Temporary AUSD Elementary Boundaries –Maya Lin



	K-5	K	1	2	3	4	5
Franklin	320	53	54	50	50	46	67
Haight	547	99	96	90	93	88	81
Maya Lin	448	80	76	72	76	73	71
Total	1,315	232	226	212	219	207	219

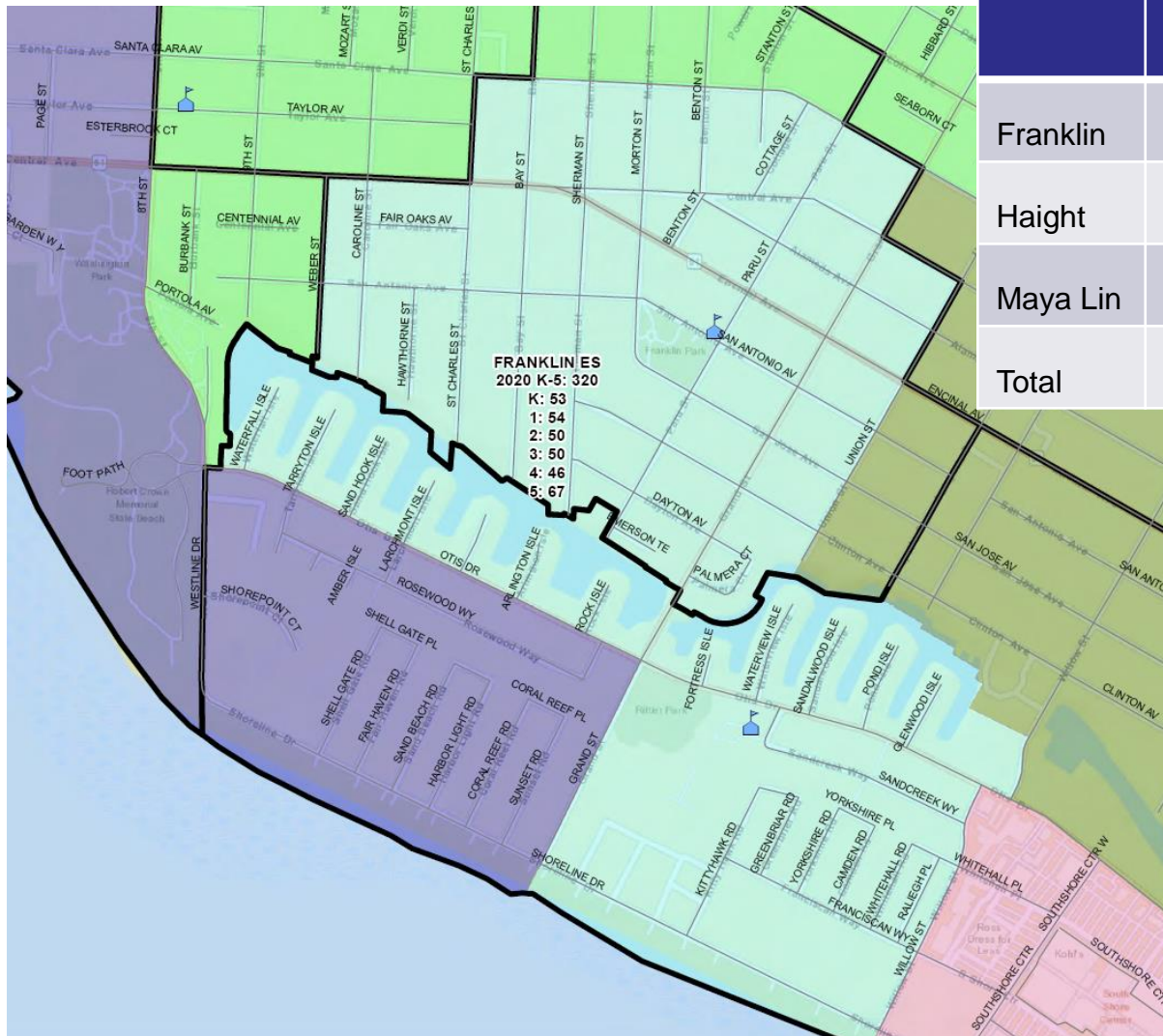
The map displays the Haight Elementary School (ES) area in Alameda, California. The school's boundary is outlined in black. The area is divided into several colored zones: green (top left), light blue (bottom left), yellow (center), and pink (bottom right). A table in the center-right of the map provides student count data for the 2020 K-5 cohort.

HAIGHT ES 2020 K-5: 547	
K:	99
1:	96
2:	90
3:	93
4:	88
5:	81

	K-5
Franklin	32
Haight	54
Maya Lin	44
Total	1,31

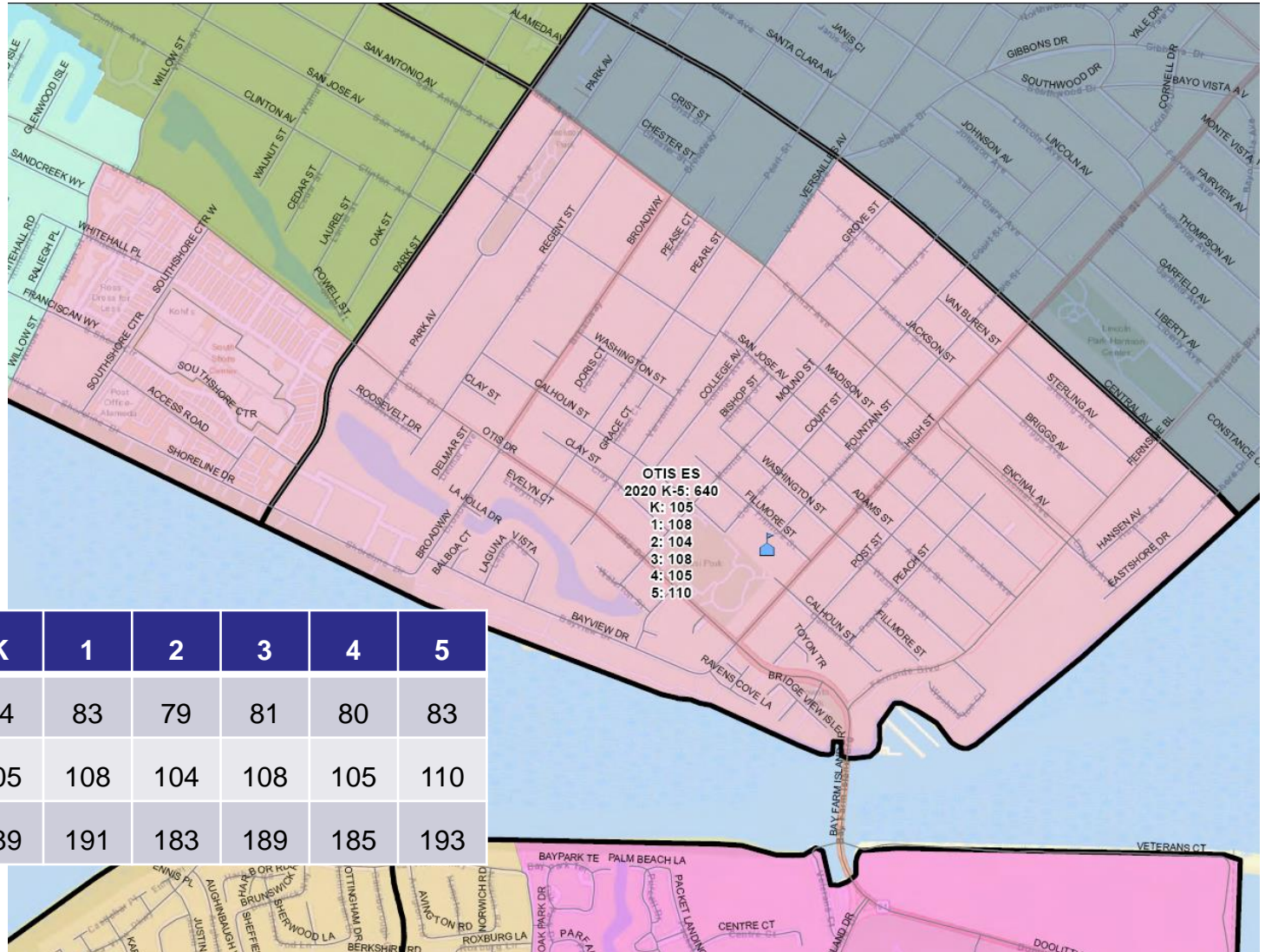
Pg 10

Temporary AUSD Elementary Boundaries –Franklin



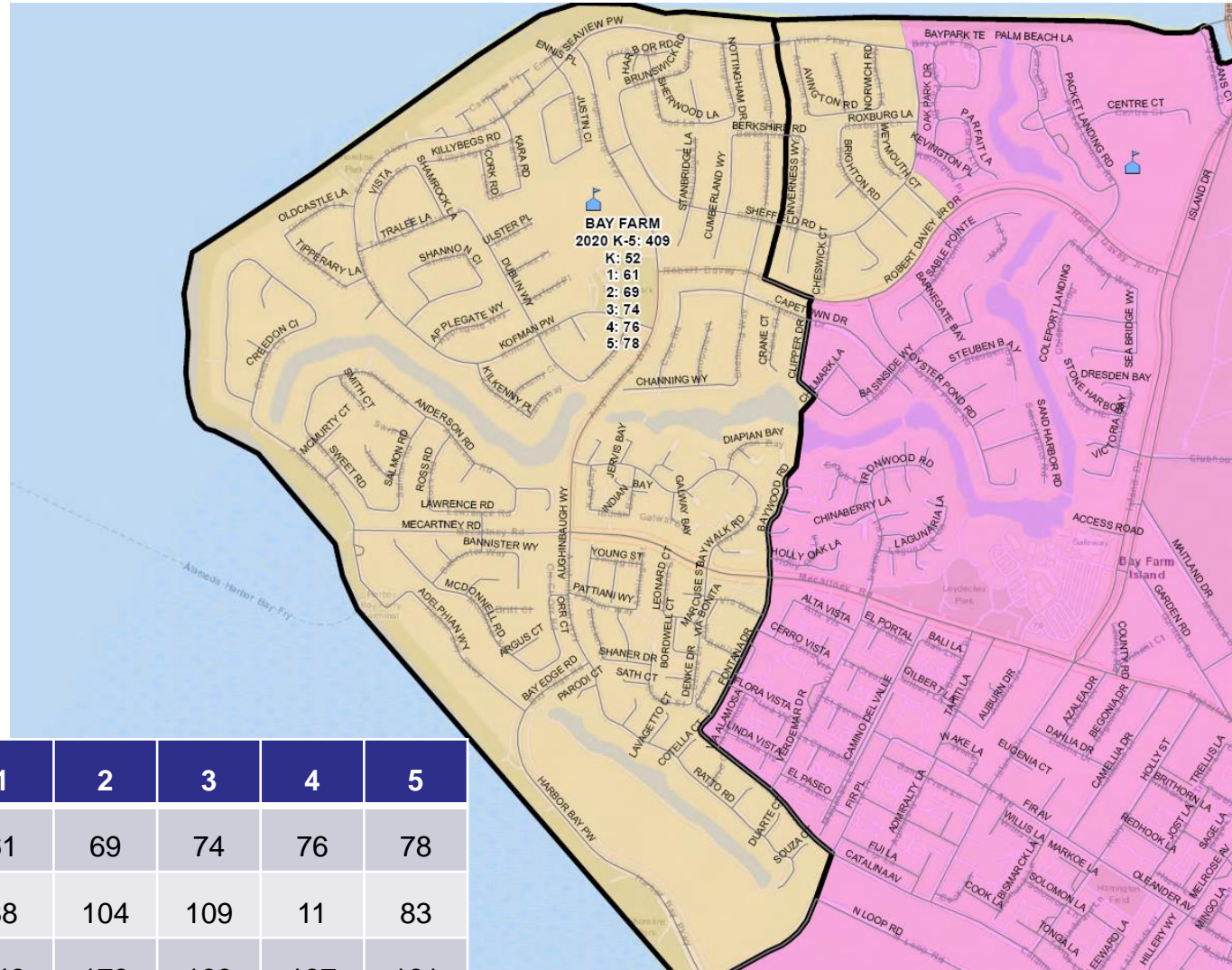
	K-5	K	1	2	3	4	5
Franklin	320	53	54	50	50	46	67
Haight	547	99	96	90	93	88	81
Maya Lin	448	80	76	72	76	73	71
Total	1,315	232	226	212	219	207	219

Temporary AUSD Elementary Boundaries – Edison/Otis



	K-5	K	1	2	3	4	5
Edison	491	84	83	79	81	80	83
Otis	640	105	108	104	108	105	110
Total	1,131	189	191	183	189	185	193

Temporary AUSD Elementary Boundaries – Bay Farm/Earhart



	K-5	K	1	2	3	4	5
Bay Farm	409	52	61	69	74	76	78
Earhart	581	85	88	104	109	11	83
Total	990	137	149	173	183	187	161

Next Steps

Staff is recommending these temporary boundaries be put in place until the Board decides their next steps as it relates to Lum Elementary School.