

2018-2019

Budget & LCAP Adoption Process

**Budget Assumptions and Review of
Categorical Programs**

May 8, 2018

2018-2019 Budget & LCAP Adoption Process

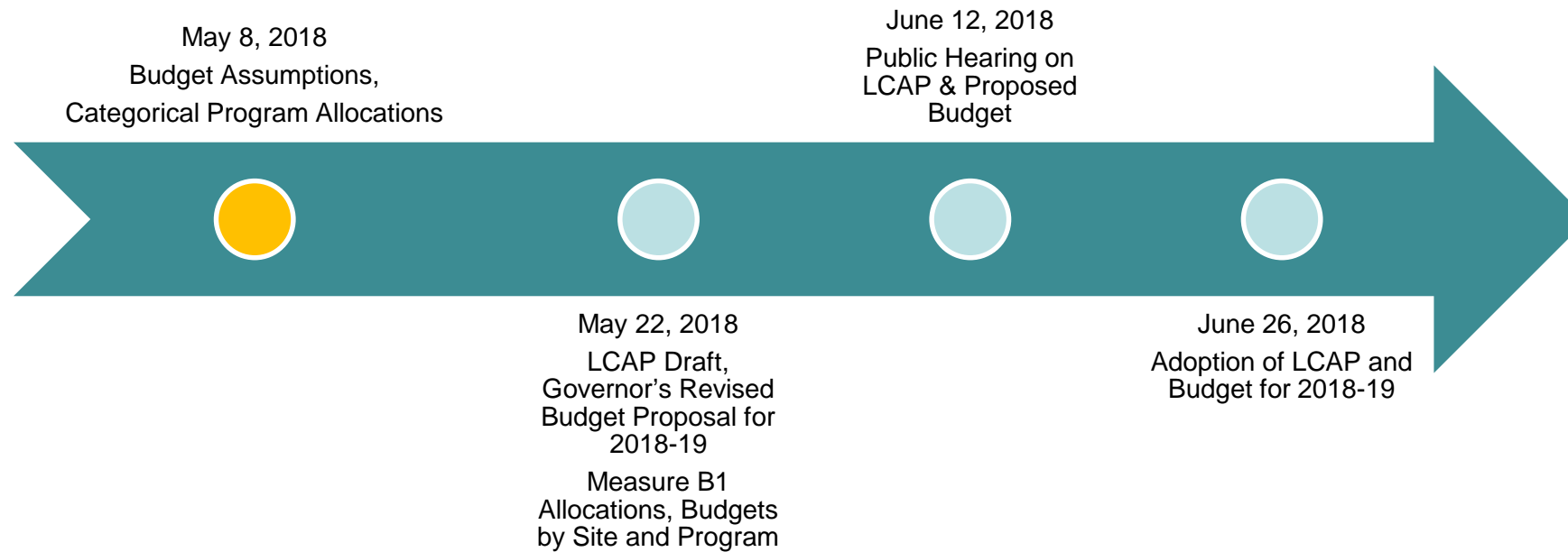
Background

- Per State Law AUSD's Board must adopt budget by June 30.
- Board must certify that the District's projected financial outlook for 2018-2019, 2019-2020, and 2020-2021 is one of the following:
 - **Positive: WILL MEET** the financial obligations for the current and two subsequent years
 - **Qualified: MAY NOT MEET** the financial obligations for the current and two subsequent fiscal years
 - **Negative: WILL BE UNABLE TO MEET** the financial obligations for the remainder of the current fiscal year and two subsequent fiscal years
- The approved budget and accompanying Multiyear Projections (MYP) will become the base document for all future financial decisions.

2018-2019 Budget & LCAP Adoption Process Agenda

- Timeline
- Budget assumptions
- Categorical programs

2018-2019 Budget & LCAP Adoption Process Timeline





2018-2019 Budget & LCAP Adoption Process Assumptions

Categories	Source	2018-19	2019-20	2020-21
District Enrollment	CALPADS	9,502	9,502	9,502
District Funded ADA-Actual/Projected	Projection	9,072	9,072	9,072
ADA as a Percentage of Total Enrollment	Projection	95.47%	95.47%	95.47%
Unduplicated EL/FRM Count	CALPADS	3,437	3,352	3,269
Unduplicated EL/FRM Percentage	CALPADS	36%	35%	34%
COLA	SSC	2.51%	2.41%	2.80%
LCFF GAP Funding Percentage	DOF	100.00%	100.00%	100.00%
Mandate Reimbursement - One Time	COE Advisory	\$ 2,684,500	\$ -	\$ -
State Teacher's Retirement System	COE Advisory	16.28%	18.13%	19.10%
Public Employee Retirement System	COE Advisory	18.06%	20.80%	23.50%
Additional Teacher FTE Contingency	Projection	3	3	3
I-20 Foreign Students	Projection	15	15	15

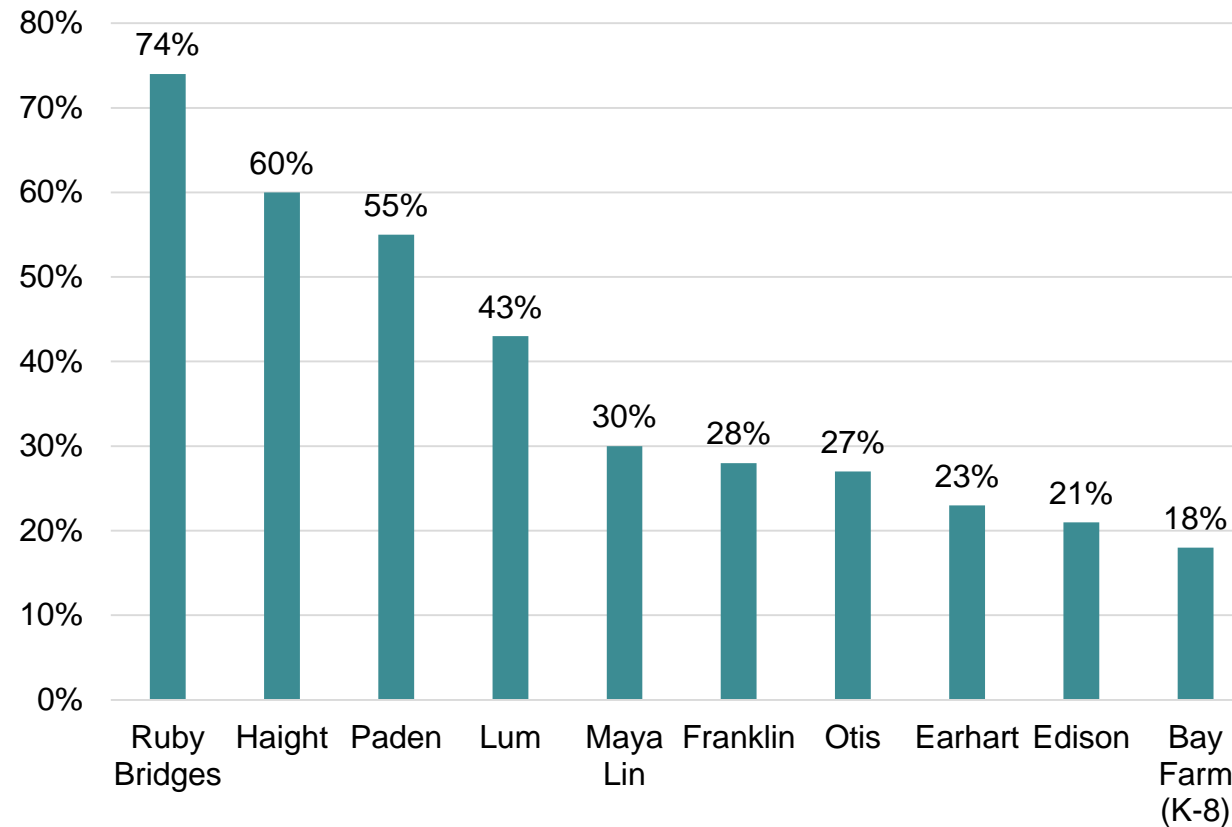
2018-2019 Budget & LCAP Adoption Process

Enrollment Numbers Used for Discretionary Allocation – Elementary Schools

School Name	2017-18 CBEDS Used for Discretionary Allocation						
	Student Count (including Special Day Class)	English Learner Count	English Learner Percentage	Free & Reduced Meal Count	Free & Reduced Meal Percentage	Unduplicated Count	Unduplicated Percentage
Ruby Bridges	504	179	35.5%	337	66.9%	375	74.4%
Haight	554	183	33.0%	276	49.8%	333	60.1%
Paden	373	111	29.8%	167	44.8%	205	55.0%
Lum	87	19	21.8%	30	34.5%	37	42.5%
Maya Lin	415	59	14.2%	96	23.1%	124	29.9%
Otis	644	103	16.0%	111	17.2%	173	26.9%
Franklin	345	44	12.8%	73	21.2%	95	27.5%
Earhart	643	94	14.6%	82	12.8%	146	22.7%
Bay Farm (K-8)	640	65	10.2%	71	11.1%	118	18.4%
Edison	470	60	12.8%	67	14.3%	99	21.1%
	4,675	917	19.6%	1,310	28.0%	1,705	36.5%

2018-2019 Budget & LCAP Adoption Process

Unduplicated Student Percentage for 2017-18 – Elementary Schools



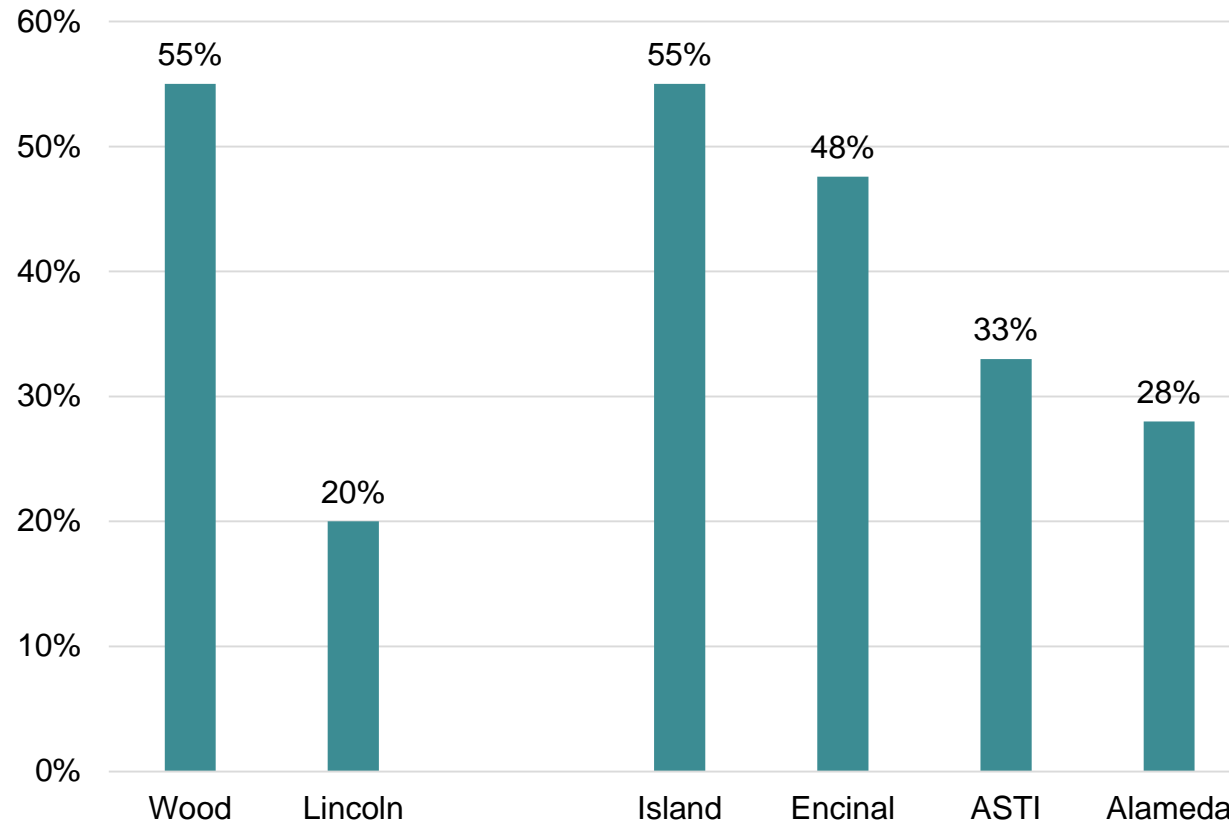
2018-2019 Budget & LCAP Adoption Process

Enrollment Numbers Used for Discretionary Allocation – Secondary Schools

School Name	2017-18 CBEDS Used for Discretionary Allocation						
	Student Count (including Special Day Class)	English Learner Count	English Learner Percentage	Free & Reduced Meal Count	Free & Reduced Meal Percentage	Unduplicated Count	Unduplicated Percentage
Wood Middle	519	103	19.8%	257	49.5%	286	55.1%
Lincoln Middle	873	49	5.6%	150	17.2%	176	20.2%
	1,392	152	10.9%	407	29.2%	462	33.2%
ASTI	187	8	4.3%	58	31.0%	62	33.2%
Alameda High	1,776	169	9.5%	410	23.1%	493	27.8%
Encinal Junior Senior	1,329	190	14.3%	587	44.2%	644	48.5%
Island High	111	18	16.2%	58	52.3%	61	55.0%
	3,403	385	11.3%	1,113	32.7%	1,260	37.0%

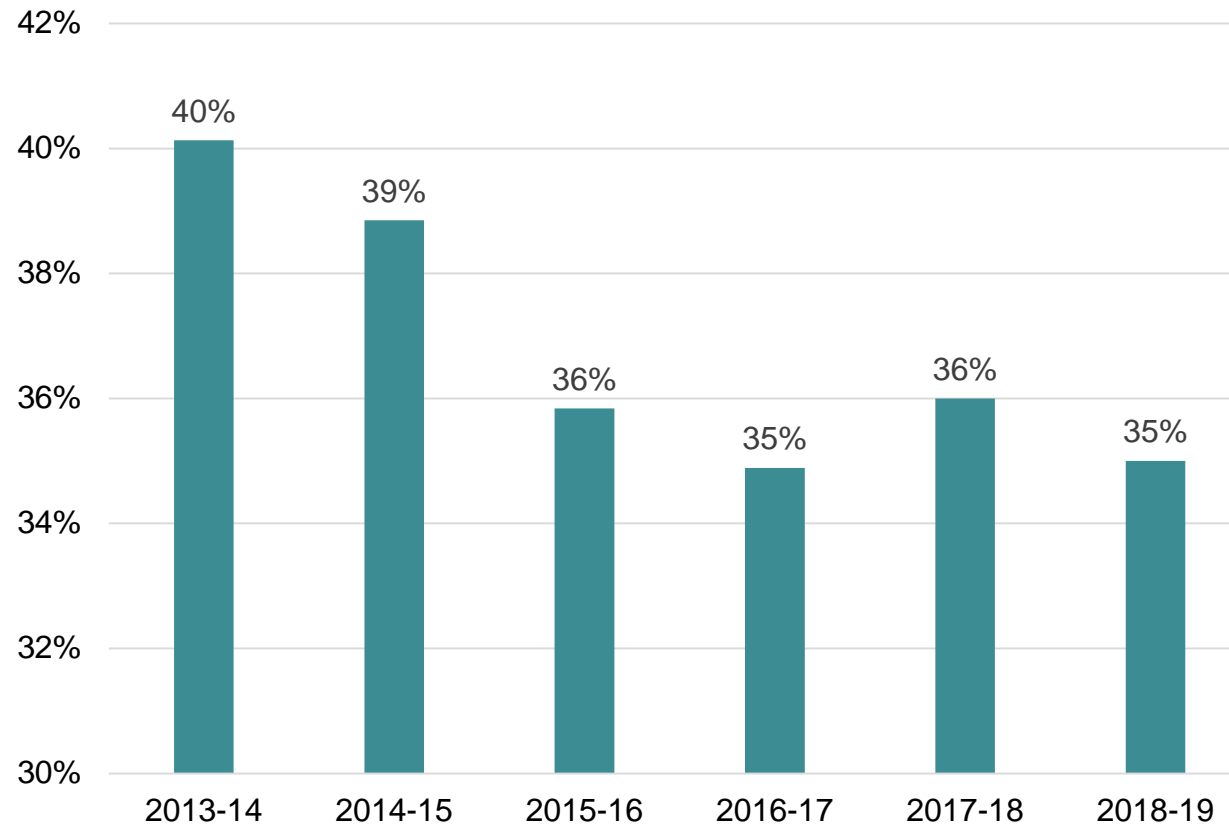
2018-2019 Budget & LCAP Adoption Process

Unduplicated Student Percentage – Secondary Schools



2018-2019 Budget & LCAP Adoption Process

Unduplicated Student Percentage – Districtwide Trend



2018-2019 Budget & LCAP Adoption Process

Staffing Ratios

School	# of Students per Teacher
Elementary (K-3)	25
Elementary (4-5)	32
Wood Middle	33
Lincoln Middle	33
Encinal (6-8)	33
Bay Farm (6-8)	32
High Schools	35
Continuation High School	25

2018-2019 Budget & LCAP Adoption Process

Certificated Staff – Elementary Schools

School	Regular FTE	Additional FTE	Prep. FTE (Music/PE/Media)	Total
Bay Farm K-8	23.00		4.00	27.00
Earhart	24.00	1.00	3.18	28.18
Edison	17.00		2.62	19.62
Franklin	13.00		2.02	15.02
Haight	22.00		3.20	25.20
Lum	1.00		0.60	1.60
Maya Lin	16.00	2.00	3.00	21.00
Otis	24.00		3.85	27.85
Paden	15.00	0.30	2.33	17.63
Ruby Bridges	19.00	0.90	3.03	22.93
Total - Elementary	174.00	4.20	27.83	206.03

2018-2019 Budget & LCAP Adoption Process

Certificated Staff – Secondary Schools

School	Teacher FTE	Additional Teacher Support (FTE)	Intervention / EL (FTE)	Athletic Directors	JROTC / Teen Parenting	Leadership	Fusion / Unduplicated Intervention	Total
Lincoln Middle	30.40		0.60					31.00
Wood Middle	19.20		1.40					20.60
Total - Middle	49.60		2.00	-	-	-	-	51.60
Alameda High	58.00		2.00	0.40		0.40		60.80
Encinal Junior Senior	45.60		2.60	0.40	1.00	0.20		49.80
ASTI	6.40		0.20	-	-			6.60
Island High	6.20		0.40	-	2.00			8.60
Independent Study	2.00		-					2.00
Total - High	118.20		5.20	0.80	3.00	0.60	-	127.80
Total Secondary	167.80		7.20	0.80	3.00	0.60	-	179.40

2018-2019 Budget & LCAP Adoption Process

Counselor & Librarian – Elementary & Secondary Schools

School	Counselor - Dist. Funded	Librarian	Restorative Practices	Total
Bay Farm (For grades 6-8)	0.25	-		0.25
Lincoln Middle	1.50	-		1.50
Wood Middle	1.00	-		1.00
Total - Middle	2.50	-	-	2.50
Alameda High	4.00	1.00		5.00
Encinal Junior Senior	3.60	1.00		4.60
ASTI	1.00	-		1.00
Island High	1.00	-		1.00
Independent Study				-
Total - High	9.60	2.00	-	11.60

2018-2019 Budget & LCAP Adoption Process

School Site Administration – Elementary Schools

School	Principal/VP/Dean	School Office Manager	School Office Assistant	Health Office Assistant	Noon Supervisors
Bay Farm K-8	1.00	1.00	1.00	0.63	0.75
Earhart	1.00	1.00	0.93	0.63	0.75
Edison	1.00	1.00	0.50	0.38	0.75
Franklin	1.00	1.00	0.25	0.31	0.75
Haight	1.00	1.00	0.81	0.50	0.75
Lum					
Maya Lin	1.00	1.00	0.44	0.50	0.75
Otis	1.00	1.00	1.00	0.63	0.75
Paden	1.00	1.00	0.38	0.38	0.75
Ruby Bridges	2.00	1.00	0.88	0.75	0.75
Total - Elementary	10.00	9.00	6.18	4.69	6.75

2018-2019 Budget & LCAP Adoption Process

School Site Administration – Secondary Schools

School	Principal/VP/Dean	School Office Manager	Department Office Manager	School Office Assistant	School Attendance Specialist	Office Specialist	Treasurer	College & Career Tech.	Health Office Assistant	Media Ctr/Textbook Tech	Campus Supervisor - Schools get funds
Lincoln Middle	2.00	1.00	-	1.81	1.00	-	-	-	0.69	0.88	-
Wood Middle	2.00	1.00	-	0.75	1.00	-	-	-	0.63	0.88	-
Total - Middle	4.00	2.00	-	2.56	2.00	-	-	-	1.31	1.75	-
Alameda High	4.00	1.00	1.00	1.00	2.00	1.91	0.88	0.88	0.75	0.88	2.63
Encinal Jr. Sr.	3.80	1.00	1.00	0.94	3.00		0.88	0.81	0.75	0.63	1.88
ASTI	1.00	1.00	-	-	-	-	-	-	-	-	-
Island High	1.00	1.00	-	-	-	1.00	-	-	-	-	0.88
Total - High	9.80	4.00	2.00	1.94	5.00	2.91	1.75	1.69	1.50	1.50	5.38
Total Secondary	13.80	6.00	2.00	4.50	7.00	2.91	1.75	1.69	2.81	3.25	5.38

2018-2019 Budget & LCAP Adoption Process

Discretionary Funding – Elementary Schools

Schools	Unrestricted	Supplemental	Title I
	Amount per Student	Amount per Qualifying Student	
Ruby	\$ 62.24	\$ 205.00	\$ 660.00
Haight	\$ 62.24	\$ 205.00	\$ 640.00
Paden	\$ 62.24	\$ 205.00	\$ 620.00
Maya Lin	\$ 62.24	\$ 205.00	
Lum	\$ 62.24	\$ 205.00	
Otis	\$ 62.24	\$ 205.00	
Franklin	\$ 62.24	\$ 205.00	
Earhart	\$ 62.24	\$ 205.00	
Bay Farm	\$ 62.24	\$ 205.00	
Edison	\$ 62.24	\$ 205.00	

2018-2019 Budget & LCAP Adoption Process

Discretionary Funding – Secondary Schools

Schools	Unrestricted	Supplemental	Title I	Additional Supplemental Funds, In Lieu of Title I
	Amount per Student	Amount per Qualifying Student		
Wood	\$ 65.07	\$ 120.00	\$ 365.00	
Lincoln	\$ 65.07	\$ 120.00		
ASTI	\$ 69.93	\$ 120.00		
Alameda	\$ 69.93	\$ 120.00		
Encinal	\$ 69.93	\$ 120.00		\$ 365.00
Island	\$ 69.93	\$ 120.00		\$ 365.00

2018-2019 Budget & LCAP Adoption Process

Additional Discretionary Funding – Secondary Schools

Unrestricted					
Schools	School Safety	Athletics*	Art & Music	College Tuition Fees	Total
Wood	\$ 30,000.00		\$ 2,500.00		\$ 32,500.00
Lincoln	\$ 30,000.00		\$ 2,500.00		\$ 32,500.00
Total	\$ 60,000.00	\$ -	\$ 5,000.00	\$ -	\$ 65,000.00
ASTI				\$ 12,000.00	\$ 12,000.00
Alameda		\$ 172,120.00	\$ 5,000.00		\$ 177,120.00
Encinal		\$ 153,452.00	\$ 7,500.00		\$ 160,952.00
Total	\$ -	\$ 325,572.00	\$ 12,500.00	\$ 12,000.00	\$ 350,072.00

*Does not include field maintenance.

Balance of Athletics budget (\$492K) is funded by Parcel Tax.

2018-2019 Budget & LCAP Adoption Process

Categorical Allocations - Background

- Categorical programs are also known as “Restricted” programs.
- Federal and State categorical programs were created by the legislators to serve the special needs of students that are not covered by the general fund regular education programs.
- Each categorical program comes with its own program intent, rules, regulations, and exemplary practices.
- All categorical funds that schools receive and are allocated locally will additionally account for budgeting through the Single Plan for Student Achievement (SPSA).



2018-2019 Budget & LCAP Adoption Process

Categorical Allocations - Major Programs

- Alameda Unified receives the following Categorical funds:

Program	Projected Amount
Title I, Low Income & Neglected	\$ 1,023,002
Career Technical Education Grants	\$ 301,370
Carl Perkins (Awaiting Confirmation)	\$ -
Title II, Teacher Quality	\$ 206,413
Title III, Immigrant Education	\$ 37,040
Title III, Limited English Proficiency	\$ 159,625
Title X, McKinney Vento	\$ 23,405
Restricted Lottery	\$ 454,320
After School (ASES)	\$ 631,564
Special Education	\$ 8,468,948
Total	\$ 11,305,687



2018-2019 Budget & LCAP Adoption Process

Categorical Allocations – Title I

- Largest Federal program in California, aside from Special Education.
- AUSD qualifies for Title I based on the number of students who qualify for free or reduced meals.
- Students who receive services are those who show an academic need.
- AUSD must follow the Federal government's prescribed distribution formula and set aside funds for mandated services. Remaining funds are distributed among school sites.
- Funds can be used in a variety of ways as long as they provide supplemental support.
- AUSD estimates it will receive approximately \$1.02 million in Title I funding.



2018-2019 Budget & LCAP Adoption Process

Categorical Allocations – Title I Distribution Order

Mandated Set-Asides	Amount
Indirect Cost (%)	\$ 51,213
Parent Involvement	\$ 42,863
Transportation Set-aside	\$ 55,000
Services for Homeless Set-Aside*	\$ 11,699
Program Improvement - Prof. Dvlpt. Set-Aside	\$ 111,481
Supplemental Education Services Set-Aside (SES)	\$ 155,000
School Site Set-Aside	\$ 595,746
Total	\$ 1,023,002

*Balance \$23K in McKinney Vento specific funding



2018-2019 Budget & LCAP Adoption Process

Categorical Allocations – Title I Participating Schools

Schools Qualified for Title I	No. of Students on Free or Reduced Price Meal	Amount per Student	Amount of Title I Funds Received	Schools Receiving Unrestricted General Funds, in Lieu of Title I
Ruby Bridges	336	\$ 660	\$ 221,760	
Haight	276	\$ 640	\$ 176,640	
Paden	167	\$ 620	\$ 103,540	
Wood Middle	257	\$ 365	\$ 93,805	
Encinal Jr/Sr	584	\$ 365		\$ 213,160
Island High	58	\$ 365		\$ 21,170



2018-2019 Budget & LCAP Adoption Process

Categorical Allocations – Title I School Site Budgets

- School allocations were made in December 2016. Title I funds are included in SPSA's.
- Principals developed preliminary budgets in collaboration with School Site Councils (SSC).
- Principals reviewed the budgets with Educational Services, Human Resources, and Fiscal Services.
- SPSA's will be presented to the Board for approval on May 22, 2018.
- This is a work in progress, and the final SPSA allocation may be different from what you will see on next slides for Haight, Ruby Bridges, Paden, and Wood.



2018-2019 Budget & LCAP Adoption Process

Categorical Allocations – Title I Ruby Bridges Elementary

Description	Amount	Comments
Certificated Salaries	\$ 85,778	1.0 FTE Teacher, Teacher hourly
Classified Salaries	\$ 54,000	1.8 FTE student support providers
Statutory Benefits	\$ 51,077	Mandated as a percentage of salary
Books & Materials	\$ 18,705	SEL Toolbox online curriculum, RAZ Kids, Newsela
Services	\$ 12,200	Faith Network, Experience Corps, Remind
Total	\$ 221,760	



2018-2019 Budget & LCAP Adoption Process

Categorical Allocations – Title I Haight Elementary

Description	Amount	Comments
Certificated Salaries	\$ 109,593	1 FTE Teacher, Teacher hourly
Classified Salaries	\$ 13,786	.43 FTE Student Support Provider, Inst. Aides Hourly
Statutory Benefits	\$ 33,723	Mandated as a percentage of salary
Books & Materials	\$ 9,799	Supplies, equipment
Services	\$ 9,739	Dues, memberships, postage
Total	\$ 176,640	



2018-2019 Budget & LCAP Adoption Process

Categorical Allocations – Title I Paden Elementary

Description	Amount	Comments
Certificated Salaries	\$ 69,760	1.0 FTE Teacher, Teacher hourly
Classified Salaries	\$ -	
Statutory Benefits	\$ 15,118	Mandated as a percentage of salary
Books & Materials	\$ 18,262	
Services	\$ 400	Licensing Agreements
Total	\$ 103,540	



2018-2019 Budget & LCAP Adoption Process

Categorical Allocations – Title I Wood Middle

Description	Amount	Comments
Certificated Salaries		
Classified Salaries	\$ 54,619	.70 FTE Para, .75 FTE Student Supp. Provider
Statutory Benefits	\$ 29,490	Mandated as a percentage of salary
Books & Materials	\$ 1,196	
Services	\$ 8,500	Conferences, Field Trips, Postage
Total	\$ 93,805	



2018-2019 Budget & LCAP Adoption Process

Categorical Allocations – In Lieu of Title I*, Encinal Jr/Sr

Description	Amount	Comments
Certificated Salaries	\$ 125,547	.2 FTE Teacher, .6 FTE Counselor, Hrly/Sub Teacher
Classified Salaries	\$ -	
Statutory Benefits	\$ 31,912	Mandated as a percentage of salary
Books & Materials	\$ 52,781	Chromebooks & carts, Classroom Intervention
Services	\$ 2,920	College field trips
Total	\$ 213,160	

*Funds in lieu of Title I are part of Unrestricted General Fund



2018-2019 Budget & LCAP Adoption Process

Categorical Allocations – In Lieu of Title I*, Island High

Description	Amount	Comments
Certificated Salaries	\$ 16,743	.2 FTE Teacher
Classified Salaries	\$ -	
Statutory Benefits	\$ 3,630	Mandated as a percentage of salary
Books & Materials	\$ -	
Services	\$ 797	Travel and Conference
Total	\$ 21,170	

*Funds in lieu of Title I are part of Unrestricted General Fund



2018-2019 Budget & LCAP Adoption Process

Categorical Allocations – Title II, Teacher Quality (TQ)

- The purpose of Title II, Teacher Quality, is to increase the academic achievement of all students by helping schools and districts to:
 - improve teacher and principal quality through professional development and other activities, including reduced class sizes; and
 - ensure all teachers are highly qualified.
- Districts first receive the amount they received for the Eisenhower Professional Development Grants and Federal Class-Size Reduction Programs. Remaining funds are allocated based 20% on child population (ages 5-17) and 80% on child poverty.



2018-2019 Budget & LCAP Adoption Process

Categorical Allocations – Title II Teacher Quality (TQ)

- Can be used to recruit, hire, and retain highly qualified teachers and principals in academic subjects or schools where there are shortages (i.e., teachers for special needs students or math and science teachers).
- Funds are for all Alameda students and must be made available to private schools with Alameda students.
- AUSD estimates it will receive a total of \$206,413 in Title II, TQ, allocation.



2018-2019 Budget & LCAP Adoption Process

Categorical Allocations – Title II Expenditures

Description	Amount	Comments
Certificated Salaries	\$ 97,458	\$66K in teacher hourly, balance in substitute teachers, admin
Statutory Benefits	\$ 21,122	Mandated as a percentage of salary
Books & Materials	\$ -	
Services	\$ 77,500	Pvt. schools \$35K, Bay Sci \$40K, balance conference, supplies
Indirect Cost	\$ 10,333	
Total	\$ 206,413	



2018-2019 Budget & LCAP Adoption Process

Categorical Allocations – Title III, Immigrant Education

- An “immigrant student” is defined as an individual student who
 - is aged three through twenty-one;
 - was not born in any state (each of the 50 states, the District of Columbia, and the Commonwealth of Puerto Rico); and
 - has not been attending any one or more schools in the United States for more than three full school years.
- Funding is made available to eligible local educational agencies (LEA’s) to provide supplementary programs and services to eligible immigrant students.
- The purpose of the grant is to assist immigrant students to acquire English and achieve grade-level and graduation standards.
- AUSD estimates it will receive a total of \$37,040 in Title III, Immigrant Education, allocation.



2018-2019 Budget & LCAP Adoption Process

Categorical Allocations – Title III, Immigrant, Expenditures

Description	Amount	Comments
Certified Salaries	\$ 4,109	Teacher Hourly
Classified Salaries	\$ 7,169	Instructional Aid Hourly
Statutory Benefits	\$ 1,722	
Services	\$ 22,186	Translation Services
Indirect Cost	\$ 1,854	
Total	\$ 37,040	



2018-2019 Budget & LCAP Adoption Process

Categorical Allocations – Title III Ltd. Eng. Proficient (LEP)

- The purpose of the Title III LEP Student Program is to ensure that all limited-English proficient (LEP) students, referred to as English learners in California, attain English proficiency, develop high levels of academic attainment in English, and meet the same challenging state academic standards as all other students.
- Funds must be used for the following supplementary services as part of the language instruction program for LEP students:
 - English language development instruction
 - Enhanced instruction in the core academic subjects
 - High-quality professional development for teachers and other staff
- AUSD estimates it will receive a total of \$159,625 in Title III, Limited English, allocation.



2018-2019 Budget & LCAP Adoption Process

Categorical Allocations – Title III, Ltd. Eng., Expenditures

Description	Amount	Comments
Certificated Salaries	\$ 36,985	Teacher hourly & Teacher Substitute
Statutory Benefits	\$ 8,015	Mandated as a percentage of salary
Books & Materials	\$ 46,496	
Services	\$ 65,000	EL Coaching, Translation, and other professional
Indirect Cost	\$ 3,129	
Total	\$ 159,625	



2018-2019 Budget & LCAP Adoption Process

Categorical Allocations – Career Tech Ed Grant Program

- The Career Tech Ed Grant Program is a state education, economic, and workforce development initiative with the goal of providing students in kindergarten and grades 1-12 with the knowledge and skills necessary to transition to employment and post secondary education.
- AUSD estimates it will receive \$301,370 in the Career Tech Ed Grant Program allocation.



2018-2019 Budget & LCAP Adoption Process

Categorical Allocations – CPT, Expenditures

Description	Amount	Comments
Certificated Salaries		
Statutory Benefits		
Books & Materials	\$ 130,000	
Services	\$ 10,000	
Equipment	\$ 145,563	
Indirect Cost	\$ 15,807	
Total	\$ 301,370	



2018-2019 Budget & LCAP Adoption Process

Categorical Allocations – Title X McKinney Vento

- The purpose of the program is to:
 - facilitate the enrollment, attendance, and success in school of homeless children and youth; and
 - ensure homeless children and youth have equal access to the same free, appropriate, public education as provided to all other students
- Funds must be used for supplementary services.
- AUSD is estimating it will receive a total of \$23,405 in Title X, McKinney Vento, allocation.
- AUSD will also allocate \$58.9K to McKinney Vento from the District's Title I and LCFF Supplemental Grant.



2018-2019 Budget & LCAP Adoption Process

Categorical Allocations – Title X, McKinney Vento Exp.

Description	Amount	Comments
Classified Salaries	\$ 11,994	.25 FTE McKinney Vento Coordinator
Statutory Benefits	\$ 3,751	Mandated as a percentage of salary
Books & Materials	\$ 4,489	Supplies & Bus Passes
Services	\$ 2,000	Mandatory CDE Workshop
Indirect Cost	\$ 1,171	
Total	\$ 23,405	



2018-2019 Budget & LCAP Adoption Process

Categorical Allocations – Lottery (Restricted)

- Fifty percent (50%) of growth in lottery funds for education over the 1997-98 base year are allocated to LEAs (and community colleges) for the purchase of instructional materials.
- "Instructional materials" are defined in Education Code Section 60010 (h) as "all materials that are designed for use by pupils and their teachers as a learning resource and help pupils to acquire facts, skills, or opinions or to develop cognitive processes."
- AUSD estimates it will receive a total of \$454,320 in Restricted Lottery allocation. Indirect cost is not allowed. The unrestricted part of Lottery funds is part of Unrestricted General Fund.
- All funds will be spent on maintaining textbooks.



2018-2019 Budget & LCAP Adoption Process

Categorical Allocations – After School Education & Safety

- Provides funding for academic and enrichment activities as constructive alternatives for kindergarten through grade nine students in before- and after-school programs.
- Before- and after-school programs consist of two components:
 - An educational and literacy component to provide tutoring and/or homework assistance in one or more of the following subject areas: language arts, mathematics, history, social science, or science; and
 - An educational enrichment component, which may include but is not limited to recreation and prevention activities. Such activities might involve the visual and performing arts, music, physical activity, health promotion, and general recreation; career awareness and work preparation activities; community service-learning; and other youth development activities based on student needs and interests.
- AUSD estimates it will receive a total of \$631,564 in ASES allocation.



2018-2019 Budget & LCAP Adoption Process

Categorical Allocations – After School Education & Safety Exp.

Description	Amount	Comments
Classified Salaries	\$ 44,896	.4 FTE After School Program Coordinator
Statutory Benefits	\$ 20,448	Mandated as percentage of salary
Services	\$ 450,504	Contract with BACR to provide After School Program
Transfer	\$ 108,693	Academy of Alameda
Indirect Cost	\$ 7,023	
Total	\$ 631,564	



2018-2019 Budget & LCAP Adoption Process

Update on Implementation of Budget Realignment – Teacher Induction Prgm

- Programmatic difficulty in trying to find new individuals to become mentors
- Dedicated TSA also provides support (on top of supporting induction candidates) to those on emergency permits (STSPs and PIPs) and internship credentials as required by established MOUs with universities and Commission on Teacher Credentialing regulations
- TSA also supports Career Technical Education and Adult School teachers in meeting credentialing requirements, different from induction requirements
- Teacher shortage will result in more individuals on emergency permits (STSPs and PIPs) that will require support, and currently there are no additional funds to provide such support
- Individuals currently on STSPs and PIPs enrolling into programs become intern eligible and will need additional support as well



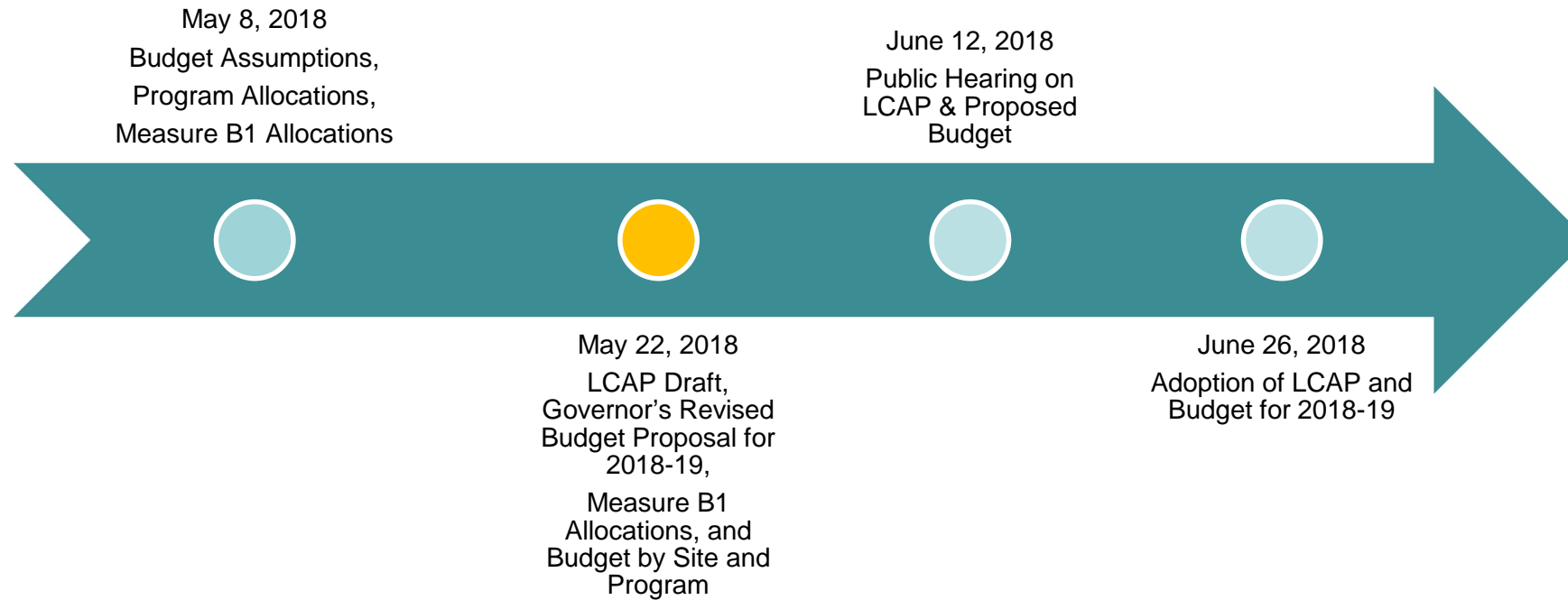
2018-2019 Budget & LCAP Adoption Process

Update on Implementation of Budget Realignment – Teacher Induction Prgm

- Only pathway for teachers to clear their preliminary credential
- Two year program, requiring mentors to meet with beginning teachers weekly for at least an hour
- Minimum 3 classroom observations during the school year
- Mentors must attend 5 days of professional development and mentor seminars
- Cost of 1 TSA versus 19 individual mentors is cost neutral, however the delivery model would be negatively impacted and require more work and a loss of staff and district efficiency
- 19 mentors = 1 TSA = \$63,786
- Staff estimate this to be cost neutral but an increase in work for those supervising

2018-2019 Budget & LCAP Adoption Process

Next Steps



Acronyms

AB	Assembly Bill	CPI	Consumer Price Index	LEA	Local Educational Agency
ACA	Affordable Care Act	CTE	Career Technical Education	LRE	Least Restrictive Environment
ADA	Average Daily Attendance	DOF	Department of Finance	MAA	Medi-Cal Administrative Activities
AP	Advanced Placement	DSA	Division of the State Architect	MOU	Memorandum of Understanding
API	Academic Performance Index	EC	Education Code	MTSS	Multi-Tiered Systems of Support
AYP	Adequate Yearly Progress	EL	English Learner	MYP	Multiyear Projection
B TSA	Beginning Teacher Support and Assessment	EPA	Education Protection Account	OPEB	Other Postemployment Benefits
CAASPP	California Assessment of Student Performance and Progress	ERAF	Education Revenue Augmentation Fund	OPSC	Office of Public School Construction
CALPADS	California Longitudinal Pupil Achievement Data System	ESL	English as a Second Language	P-1	First Principal (Apportionment)
CalPERS	California Public Employees Retirement System	ESSA	Every Student Succeeds Act	P-2	Second Principal (Apportionment)
CalSTRS	California State Teachers Retirement System	ESY	Extended School Year	PAR	Peer Assistance and Review
CALTIDES	California Longitudinal Teacher Integrated Data Education System	FAPE	Free and Appropriate Public Education	PD	Professional Development
CARS	Consolidated Application and Reporting System	FCMAT	Fiscal Crisis & Management Assistance Team	PI	Program Improvement
CASEMIS	California Special Education Management Information System	FERPA	Family Educational Rights and Privacy Act	PTA	Parent Teachers Association
CBA	Collective Bargaining Agreement	FRPM	Free and Reduced-Price Meals	RDA	Redevelopment Agency
CBEDS	California Basic Educational Data System	FTE	Full-Time Equivalent	SACS	Standardized Account Code Structure
CCSS	Common Core State Standards	GAAP	Generally Accepted Accounting Principles	SBE	State Board of Education
CDE	California Department of Education	GASB	Governmental Accounting Standards Board	SDC	Special Day Class
CELDT	California English Language Development Test	IEP	Individualized Education Program	SELPA	Special Education Local Plan Area
CNIPS	Child Nutrition Information Payment System	LAO	Legislative Analyst's Office	SPSA	Single Plan for Student Achievement
COE	County Office of Education	LCAP	Local Control and Accountability Plan	TK	Transitional Kindergarten
COLA	Cost-of-Living Adjustment	LCFF	Local Control Funding Formula	TRANS	Tax and Revenue Anticipation Notes
COP	Certificate of Participation			UPP	Unduplicated Pupil Percentage