

BOARD OF EDUCATION AGENDA

REGULAR MEETING
February 27, 2024 - 5:30 PM

Alameda City Hall - Council Chambers

2263 Santa Clara Avenue
Alameda, CA 94501

Regular meetings held in Council Chambers will be recorded and broadcast live on Comcast, Channel 15

The Board of Education will meet for Closed Session and to discuss labor negotiations, student discipline, personnel matters, litigation, and other matters as provided under California State law and set forth on the agenda below. Following Closed Session, the Board reconvenes to Public Session. Adjournment of the Public Session will be no later than 10:30 PM for all regular and special meetings, unless extended by a majority vote of the Board.

Writings relating to a board meeting agenda item that are distributed to at least a majority of the Board members less than 72 hours before the noticed meeting, and that are public records not otherwise exempt from disclosure, will be available for inspection at the District administrative offices, 2060 Challenger Drive, Alameda, CA. Such writings may also be available on the District's website. (Govt Code 54957.5b).

Individuals who require special accommodations (American Sign Language interpreter, accessible seating, documentation in accessible format, etc.) should contact Kerri Lonergan, Assistant to the Superintendent, at 337-7187 no later than 48 hours preceding the meeting.

IF YOU WISH TO ADDRESS THE BOARD OF EDUCATION

Please submit a "Request to Address the Board" slip to Kerri Lonergan, Assistant to the Superintendent, prior to the introduction of the item. For meeting facilitation, please submit the slip at your earliest possible convenience. Upon recognition by the President of the Board, please come to the podium and identify yourself prior to speaking. The Board of Education reserves the right to limit speaking time to three (3) minutes or fewer per individual. Speakers are permitted to yield their time to one other speaker, however no one speaker shall have more than four (4) minutes.

Closed Session Items: may be addressed under Public Comment on Closed Session Topics.

Non Agenda and Consent Items: may be addressed under Public Comments.

Agenda Items: may be addressed after the conclusion of the staff presentation on the item.

A. CALL TO ORDER

1. Public Comment on Closed Session Topics: The Board of Education Reserves the Right to Limit Public Comment to 10 Minutes. For members of the public who are unable to log in or attend in person, please send public comments related to Closed Session agenda items to: publiccomments@alamedaunified.org. Public comments received prior to 5:00 PM on February 26, 2024, 2024 will be distributed to the Board of Education prior to the meeting.

To join the Zoom meeting in order to make a public comment on Closed Session Agenda Items only:

Remote Participation via Standard Telephone Call

Call **669-900-9128** and enter the Meeting ID listed at the top of the agenda. Dial *9 to raise your hand when you wish to speak on an item and dial *6 to unmute once you have been called to speak.

Zoom Registration Link: <https://alamedaca->

gov.zoom.us/webinar/register/WN_LxU07bNWRqa7BbaGnCXAsw

For Telephone Participants:

Zoom Phone Number: 669-900-9128

Zoom Meeting ID: 892 1582 9256

2. Adjourn to Closed Session - 5:30 PM - Board Members will meet privately in Room 391 at City Hall for Closed Session. Any action taken during Closed Session will be reported out under "Closed Session Action Report."

Conference with Labor Negotiators – (Govt. Code, §54957.6, subd. (a))

District designated representative: Timothy Erwin, Assistant Superintendent - Human Resources

Employee organizations: Alameda Education Association (AEA), California School Employees Association Chapter 27 (CSEA 27), California School Employees Association Chapter 860 (CSEA 860) and Executive Cabinet/Administrative and Supervisory/Confidential/Licensed/Unrepresented.

Public Employee Discipline/Dismissal/Release - (Govt. Code, §54957):

- 1) Non-Reelection of Probationary Certificated Employee(s)

3. *****

Reconvene to Public Session - 6:30 PM -City Council Chambers

Alameda Unified School District encourages public participation in person or remotely.

In Person Participation

Meeting locations are listed at the top of the agenda.

A speaker slip must be submitted to speak on any item in person.

Remote Participation via Zoom on a Computer/Smart Phone/Device

Ensure you are using the most current version of the Zoom app or an updated web browser. Certain functionality may be disabled if the app or browser are not updated.

Register using the link below. Click "raise hand" when you wish to speak on an item and click "unmute" once you have been called to speak.

Remote Participation via Standard Telephone Call

Call **669-900-9128** and enter the Meeting ID listed at the top of the agenda. Dial *9 to raise your hand when you wish to speak on an item and dial *6 to unmute once you have been called to speak.

Zoom Registration Link: https://alamedaca-gov.zoom.us/webinar/register/WN_LxU07bNWRqa7BbaGnCXAsw

For Telephone Participants:

Zoom Phone Number: 669-900-9128

Zoom Meeting ID: 892 1582 9256

**To view the live stream of the public meeting at 6:30pm,
please visit the City of Alameda's Live Video Broadcast page.**

4. Call to Order - 6:30pm - City Council Chambers - Introduction of Board Members and Staff
5. Pledge of Allegiance - Board of Education President Jennifer Williams will lead the Pledge of Allegiance
6. Closed Session Action Report

B. MODIFICATION(S) OF THE AGENDA - The Board may change the order of business including, but not limited to, an announcement that an agenda item will be considered out of order, that consideration of an item has been withdrawn, postponed, rescheduled or removed from the Consent Calendar for separate discussion and possible action

C. APPROVAL OF MINUTES

1. Minutes from the November 3rd Special Meeting and the November 14th Regular Board Meeting will be considered (5 Mins/Action)

D. COMMUNICATIONS

1. Proclamation: Reaffirming AUSD's Commitment to the Rights of LGBTQ+ Youth, Families, and Staff (5 Mins/Action)
2. Highlighting Alameda Schools - Paden Elementary (10 Mins/Information)
3. Public Comments - This public comment period is for items not listed on the agenda but that are under the Board's jurisdiction. Members of the public can join the meeting in person or from their computer, tablet or smartphone. Please submit a speaker slip (in person) or use the "raise your hand" feature (Zoom). Once public comments begin, additional speaker slips and raised hands will not be accepted. If we experience technical difficulties or if there is a disruption, the Board may discontinue Zoom public comments at any time. If a member of the public is unable to join the meeting, they may send their comments to: publiccomments@alamedaunified.org.
4. Written Correspondence - Written correspondence regarding an agenda item that is distributed to a majority of Board Members is shared.
5. Report from Employee Organizations - Representatives from the District's employee organizations may make announcements or provide information to the Board and Public in the form of a brief oral report. The Board will not take action on such items. Alameda Education Association (AEA); California School Employees Association Chapter 27 (CSEA 27); California School Employees Association Chapter 860 (CSEA 860) (5 Mins Each/Information).
6. PTA Council Report - Representatives from the District's PTA Council group may make announcements or provide information to the Board and Public in the form of a brief oral report. The Board will not take action on such items. (5 Mins/Information)
7. Board Members' Report - Board of Education Members may make announcements or provide information to the Public in the form of an oral report. The Board will not take action on such items. (5 Mins Each/Information)
8. Superintendent's Report - The Superintendent of Schools may make announcements or provide information to the Board and Public in the form of an oral report. The Board will not take action on such items. (5 Mins/Information)
9. Student Board Members' Report - Student Board Members may make announcements or provide information to the Board and the Public in the form of an oral report. The Board

will not take action on such items. (5 Mins Each/Information)

E. ADOPTION OF THE CONSENT CALENDAR

1. Certificated Personnel Actions
2. Classified Personnel Actions
3. Approval and Acceptance of Donations
4. Approval of Bill Warrants and Payroll Registers
5. Approval of Facilities Bond Measure I and Measure B Contracts (Standing Item)
6. Approval of Individual Service Agreements (ISAs) with Non-Public Schools and Non-Public Agencies
7. Proclamation: Women's History Month - March
8. Resolution No. 2023-2024.44 Approval of Budget Transfers, Increases, Decreases
9. Resolution No. 2023-2024.45 Authorization to Dispose of Surplus Property

F. GENERAL BUSINESS – Informational reports and action items are presented under General Business. The public may comment on each item listed under General Business as the item is taken up. The Board reserves the right to limit public comment on General Business items to ten (10) minutes per item. The Board may, with the consent of persons representing both sides of an issue, allocate a block of time to each side to present their issue.

1. Update on School Level Initiatives to Support African American Achievement at Love Elementary (20 Minutes/Information)
2. Update on AUSD's Secondary Math Program (10 Mins/Information)
3. Resolution No. 2023-2024.46 Approval to Accept the Developer Fee Justification Report and Adopt the Proposed Adjustment to the Developer Fees Levied by the District (5 Mins/Action/Public Hearing)
4. Resolution Number 2023-2024.47 Recommendation to Decrease the Number of Certificated Employees Due to a Reduction in Particular Kinds of Services for the 2024-2025 School Year (5 Mins/Action)
5. California School Boards Association (CSBA) 2024 Delegate Assembly Election Vote (5 Mins/Action)

G. ADJOURNMENT

ALAMEDA UNIFIED SCHOOL DISTRICT
BOARD AGENDA ITEM

Item Title: Adjourn to Closed Session - 5:30 PM - Board Members will meet privately in Room 391 in City Hall for Closed Session. Any action taken during Closed Session will be reported out under "Closed Session Action Report."

Item Type:

Background: Adjourn to Closed Session - 5:30 PM - Board Members will meet privately in Room 391 at City Hall for Closed Session. Any action taken during Closed Session will be reported out under "Closed Session Action Report."

Conference with Labor Negotiators – (Govt. Code, §54957.6, subd. (a))
District designated representative: Timothy Erwin, Assistant Superintendent - Human Resources

Employee organizations: Alameda Education Association (AEA),
California School Employees Association Chapter 27 (CSEA 27),
California School Employees Association Chapter 860 (CSEA 860)
and Executive Cabinet/Administrative and
Supervisory/Confidential/Licensed/Unrepresented.

Public Employee Discipline/Dismissal/Release - (Govt. Code, §54957):

1) Non-Reelection of Probationary Certificated Employee(s)

AUSD LCAP Goals: 1. Eliminate barriers to student success and maximize learning time.

Fund Codes:

Fiscal Analysis

Amount (Savings) (Cost):

Recommendation:

AUSD Guiding Principle:

Submitted By:

ALAMEDA UNIFIED SCHOOL DISTRICT
BOARD AGENDA ITEM

Item Title: Minutes from the November 3rd Special Meeting and the November 14th Regular Board Meeting will be considered (5 Mins/Action)

Item Type: Action

Background: Staff has prepared minutes following Board Bylaw 9324 – Minutes and Recordings:
In order to ensure that the minutes are focused on Board action, the minutes shall include only a brief summary of the Board's discussion, but shall not include a verbatim record of the Board's discussion on each agenda topic or the names of Board members who made specific points during the discussion.

Minutes coming to the Board for approval are:

- November 3, 2023 Special Board Meeting
- November 14, 2023 Regular Board Meeting

AUSD LCAP Goals:

Fund Codes:

Fiscal Analysis

Amount (Savings) (Cost):

Recommendation: Approve as submitted.

AUSD Guiding Principle:

Submitted By: Kerri Lonergan, Senior Executive Assistant to the Superintendent and Board of Education

ATTACHMENTS:

Description	Upload Date	Type
☐ Unadopted minutes from November 3, 2023	2/21/2024	Backup Material
☐ Unadopted minutes from November 14, 2023	2/26/2024	Backup Material

BOARD OF EDUCATION MEETING
November 3, 2023
Special Meeting of the Board of Education
2060 Challenger Drive
Alameda, California 94501

UNADOPTED MINUTES

REGULAR MEETING: A Special Meeting of the Board of Education was held at the date and location mentioned above.

A. CALL TO ORDER

1. Call to Order - 3:30PM
Board President Heather Little called the meeting to order at 3:30PM.
2. Pledge of Allegiance
Board of Education President Heather Little led the Pledge of Allegiance.
3. Introduction of Board Members and Staff:
Board of Education Members present: Board President Heather Little, Board Vice President Megan Sweet, Board Clerk Gary K. Lym, Board Trustee Jennifer Williams, and Board Trustee Ryan LaLonde. Student Board Members present: Lianna Lau (ASTI) and Mirabelle Kruger (Encinal).

Student Board Member Talia Kotovksy (Alameda High) was absent.

AUSD staff members present: Superintendent Pasquale Scuderi and Senior Executive Assistant to the Superintendent, Kerri Lonergan.

B. MODIFICATION(S) OF THE AGENDA:

There were no modifications of the agenda.

C. GENERAL BUSINESS

1. Options for Filling a Vacancy on the Board of Education
With the recent resignation of Board Vice President Megan Sweet, there is currently a vacant seat on AUSD's Board of Education. Board Bylaw 9223 outlines the two options for filling a vacant Board seat: calling a special election or appointing an applicant.

Superintendent Scuderi shared a presentation with the Board which outlined the options for filling a Board vacancy.

A special election can cost between \$50,000 - \$250,000. If the Board chooses to appoint a new Board member, there is no cost, and the interview and selection process must be done publicly. The Board must act to fill the seat within 60 days of the date of resignation (October 26, 2023).

Board members discussed their two options to decide which process they would like to follow to fill the vacant Board seat.

Public Comments:

Tracy Lynn Jensen, speaking as a citizen of Alameda: Ms. Jensen asked the Board if there were any qualifications needed in order to apply to be considered for the Board vacancy appointment.

Board members are not permitted to answer questions posed by public speakers directly, but they did discuss the qualifications needed in order to apply for the Board vacancy. Per Education Code 35107:

Any person, regardless of sex, who is 18 years of age or older, a citizen of the state, a resident of the school district, a registered voter, and who is not disqualified by the Constitution or laws of the state from holding a civil office, is eligible to be elected or appointed a member of a governing board of a school district without further qualifications.

Board members discussed the two options. A Board member noted that due to the timing and way former Board Vice President Sweet announced her resignation, the Board has not yet been able to thank her appropriately for serving on the Board for the last three years. The Board discussed having a lunch in the future so that they could thank Ms. Sweet.

Motion to fill the Board vacancy through an appointment process.

MOTION: Member Williams

SECONDED: Member Lym

STUDENT BOARD MEMBER VOTES

AYES: Members Lau and Kruger

NOES:

ABSENT: Member Kotovsky

BOARD MEMBER VOTES

AYES: Members Little, Williams, Lym, and LaLonde

NOES:

ABSENT:

MOTION APPROVED

2. Consideration of Ballot Language to Extend Local Revenue Measures Supporting Alameda Schools

Superintendent Scuderi shared the resolution drafted that the Board is considering in order to put a parcel tax measure on the ballot for the March 2024 election.

To help ensure a stable funding source for Alameda schools while maintaining quality education, AUSD is actively exploring options to renew our local parcel tax funding.

Currently, the District relies on two existing revenue sources to support quality schools and attract and retain excellent teachers.

Measure B1:

Expires June 2025

Approximately \$13 Million in revenue

Measure A:

Expires June 2027

Approximately \$11 Million in revenue

Together the two measures provide ~20 percent of AUSD's annual budget.

While no final decisions have been made, the District is considering a measure that would consolidate these two funding sources into a single measure. This potential measure could continue to provide locally controlled funding to help AUSD maintain quality schools by:

- Sustaining strong academic programs in reading, writing, math, arts, and sciences
- Attracting and retaining high-quality teachers by keeping salary and benefits competitive
- Supporting teachers and counselors in keeping struggling students on the right track
- Protecting art, music, and performing arts programs

Without this funding the district would have to make major cuts in areas ranging from employee salaries, support personnel, district office staff, and number of schools operating across the district.

Superintendent Scuderi shared proposed ballot language for a parcel tax measure to be placed on the March 2024 ballot. Staff will bring the proposed ballot language back on November 14th for the Board to take action.

If the Board approves ballot language on November 14th, staff will submit the approval ballot language to the County by December 8, 2023 to qualify for the March 5, 2024 election.

If the measure passes, all funds would continue to be controlled locally and could not be taken away by the State, and as with the current parcel taxes, there would be independent citizens' oversight and mandatory annual audits required. In addition, senior citizen homeowners and those receiving SSI would continue to be eligible for an exemption.

Public Comments:

Gretchen Hoff Varner, parent of AUSD students/attorney/community liaison for potential ballot measure: Ms. Hoff Varner urged the Board to vote to place the drafted parcel tax measure on the ballot for the March 2024 election. Ms. Hoff Varner stated the way the measure is written strikes the right balance between asking for what the District needs but not asking for too much so that members of the public would be reluctant to vote for it.

Board members thanked Ms. Hoff Varner for her work on the potential ballot measure. Board members also discussed their appreciation for the length of the potential ballot measure, which is 9 years. The length of the potential measure helps to give those in the community who work to get these things passed a break so that they aren't working on ballot measures year after year.

Board members discussed an apparent error in the attached resolution. Board members made note of where the error is, so they can correct it before it comes before the Board for a vote on November 14th.

D. ADJOURNMENT – Board President Heather Little adjourned the meeting at 3:47pm.

Respectively Submitted,

Kerri Lonergan
Senior Executive Assistant
Alameda Unified School District

BOARD OF EDUCATION MEETING
November 14, 2023
Regular Meeting of the Board of Education
2263 Santa Clara Avenue
Alameda, California 94501

UNADOPTED MINUTES

REGULAR MEETING: The regular meeting of the Board of Education was held at the date and location mentioned above.

A. CALL TO ORDER

1. Public Comment on Closed Session Topics:

The Board did not receive any public comments related to this agenda.

2. Adjourn to Closed Session - 5:00 PM

Board of Education Members present: Board President Heather Little, Board Clerk Gary K. Lym, Board Trustee Jennifer Williams, and Board Trustee Ryan LaLonde.

Staff present for Closed Session: Superintendent Pasquale Scuderi, Assistant Superintendent, Human Resources, Timothy Erwin; Assistant Superintendent, Business Services Shariq Khan, Assistant Superintendent, Educational Services Kirsten Zazo, and Senior Director of Special Education Randhir Bains, Ed.D.

Items discussed in Closed Session:

Conference with Labor Negotiators – (Govt. Code, §54957.6, subd. (a))

District designated representative: Timothy Erwin, Assistant Superintendent - Human Resources. Agency designated representative: Namita Brown, Attorney from Fagen Friedman Fulfroft, LLP:

Employee organizations: Alameda Education Association (AEA), California School Employees Association Chapter 27 (CSEA 27), California School Employees Association Chapter 860 (CSEA 860) and Executive Cabinet/Administrative and Supervisory/Confidential/Licensed/Unrepresented.

Conference with Legal Counsel Regarding Existing Litigation (Govt. Code §54956.9, subd. (d) (1)) Agency designated representative: Leonore Silverman, Attorney from Fagen Friedman Fulfroft, LLP (one case):

1) John Doe and Alameda Unified School District: Compromise and Settlement Agreement dated November 3, 2023.

3. Reconvene to Public Session - 6:30PM

Board President Heather Little reconvened the meeting at 6:30PM.

4. Call to Order - Pledge of Allegiance

Board of Education President Heather Little led the Pledge of Allegiance

5. Introduction of Board Members and Staff:

Board of Education Members present: Board President Heather Little, Board Clerk Gary K. Lym, Board Trustee Jennifer Williams, and Board Trustee Ryan LaLonde.

Student Board members present: Lianna Lau (AST), Talia Kotovsky (AHS), and Mirabelle Kruger (EJSHS).

AUSD staff members present: Superintendent Pasquale Scuderi, Assistant Superintendent, Human Resources, Timothy Erwin; Assistant Superintendent, Business Services Shariq Khan; Assistant Superintendent, Educational Services, Kirsten Zazo; Senior Executive Assistant to the Superintendent, Kerri Lonergan Senior Manager of Community Affairs, Susan Davis and.

6. Closed Session Action Report:

Board President Heather Little read the following report: Pursuant to California Government Code Section 54957.1, by a vote of 4-0, the Board has approved a Settlement between Student 71139 and the Alameda Unified School District dated November 3, 2023. The terms of the agreement include reimbursement for educational expenses.

B. MODIFICATION(S) OF THE AGENDA:

There were no modifications of the agenda.

C. APPROVAL OF MINUTES:

The Board was asked to consider the minutes from the August 22nd Board meeting.

Motion to approve minutes from the August 22nd Board meeting.

MOTION: Member Lym

SECONDED: Member Williams

STUDENT BOARD MEMBER VOTES

AYES: Members Kruger, Kotovsky, and Lau

NOES:

ABSENT:

BOARD MEMBER VOTES

AYES: Members Little, Williams, Lym, and LaLonde

NOES:

ABSENT:

MOTION APPROVED

D. COMMUNICATIONS

1. Public Comments on Non-Agenda Items:

Krista Arrington, AUSD school psychologist: Ms. Arrington referred to the presentation the Board heard in May 2023. Ms. Arrington informed the Board

that school psychologists are working with a higher case load than what is suggested in the contract agreed to last year. Ms. Arrington told the Board that school psychologists play a vital role in the District's Multi-Tiered Systems of Support. Ms. Arrington asked the Board to expand our mental health programs to align with current contract language.

Tim McQuillan, parent of AUSD student: Mr. McQuillan thanked the Board for backfilling the position of the LGBTQ liaison for the district and he also thanked the Board for providing robust LGBTQ curriculum and training for staff.

Matthew Giles, AUSD school psychologist: Mr. Giles stated his work is centered around students who are struggling in school, and he helps students access their education. Mr. Giles stated school psychologists play a big role in combatting discrimination. Mr. Giles stated there is a long history of students being discriminated against due to mental health challenges and school psychologists can help schools and students so that this discrimination doesn't impact their education. Mr. Giles asked the Board to staff school psychologists with a lower ratio than what is currently happening.

Crystal Jacobs, AUSD school psychologist: Ms. Jacobs stated the ongoing negotiations with AEA impact all staff and students. Ms. Jacobs stated current ratios for school psychologists negatively impact the quality-of-care AUSD students and families deserve. Ms. Jacobs asked the Board to staff school psychologists at a lower ratio than what is currently happening.

Amanda Gerke, parent of AUSD student: Ms. Gerke approached the district last year to backfill the LGBTQ liaison and to provide training and support to staff on how to support LGBTQ students and families. Ms. Gerke thanked the District and Board for filling the role of LGBTQ liaison.

Megan Murphy, parent of AUSD student: Ms. Murphy thanked the District and Board for backfilling the LGBTQ liaison and for provide training and support to staff on how to support LGBTQ students and families.

2. Written Correspondence:

The Board received two emails regarding General Business item #3: Wood Middle School Measure B Modernization and New Construction Phase 1: Initial Study/Mitigated Negative Declaration to Comply with the California Environmental Quality Act (CEQA).

3. Report from Employee Organizations:

Nancy Read, president of Alameda Education Association: AEA co-president Nancy Read stated that AEA represents school psychologists and other categories of employees. She thanked the district for "challenging and joyful" work, a Board that listens to teachers, supportive businesses, and Alamedans who vote for revenue measures that support the schools.

4. Report from PTA Council:
Gabriella Badilla, president of PTA Council and Jen Bullock, representative of PTA Council: PTA Council president Gabriella Badilla announced that "The Right to Read" will be shown at the Alameda Theater on 11/30 and she expressed support for renewing a new parcel tax that would replace and renew Measures B1 and A.

PTA Council representative and Wood PTA president Jennifer Bullock talks about recent events at the school, including an astronomy night that also featured high school bands, upcoming STEAM days and a forum on vaping aimed at middle school students.

5. Board Members' Report:
Board Clerk Gary K. Lym: Board Clerk Lym expressed his deepest gratitude to all who make AUSD what it is. Board Clerk Lym thanked teachers, principals, custodians, paraprofessionals, food service staff, and district office staff for their unwavering support of Alameda's students and families. Board Clerk Lym also thanked AUSD's students and families for their commitment and support for previous parcel taxes and school bonds. Board Clerk Lym thanked his fellow Board members for their dedication and for prioritizing the best interests of students. Board Clerk Lym thanked the Student Board Members for the sacrifice of their free time and for their valuable input as students. Board Clerk Lym thanked former Board Vice President Megan Sweet for her significant contributions on the Board and on the Board Policy Subcommittee. Board Clerk Lym listed all the boards and committees Ms. Sweet was a part of. Board Clerk Lym thanked Superintendent Scuderi and his exceptional staff. Board Clerk Lym stated Superintendent Scuderi's exceptional leadership is integral to the work of the district. Board Clerk Lym stated he is excited to work together and collaborate in the coming year. Board Clerk Lym thanked Kerri Lonergan for her support to the Board. Board Clerk Lym noted her attention to detail, and her efforts to make sure Board members have what they need for each meeting.

Board Member Jennifer Williams: Board Member Williams thanked the school psychologists who were present at the meeting. Board Member Williams stated she does not think there is another school board who is as dedicated to issues of mental health as this board is. Board Member Williams stated she says this knowing we aren't doing enough, and knowing we are asking too much from our staff. Board Member Williams stated she knows kids can't learn who are suffering trauma and AUSD's school psychologists mitigate these factors every day. Board Member Williams also thanked the other teachers who were present for the meeting.

Board President Heather Little: Board President Little stated she agrees with what Board Member Williams stated and she has a strong connection to issues of mental health and the needs of our staff who support this work with our students. Board President Little stated she deeply appreciates the work of the school psychologists and counselors and everyone who works with our students.

6. Superintendent's Report:

Superintendent Pasquale Scuderi: Superintendent Scuderi thanked Ruby Bridges staff for another great Ruby Bridges Walk to School Day and the organizers of two community forums last week: one on executive functioning and one on responding to the fentanyl epidemic.

7. Student Board Members' Report:

Student Board Member Lianna Lau (ASTI): Student Board Member Lau stated ASTI had their first ever ASTI Bowl, a flag football game, in which the juniors won. She thanked Superintendent Scuderi for coming out to watch. There was also a bake sale that sold out of all items an hour before closing. ASTI had college class enrollment yesterday.

Student Board Member Talia Kotovsky (AHS): Student Board Member Kotovsky announced leadership held their Senior Banquet. Everyone had a great time. Fall Sports are doing very well. This week is Unity week, there is a unity event every day, with a cultural food fair. This Friday is the Unity Assembly. The Diversity Committee is holding a donation drive with proceeds going to a local Homeless Youth Shelter.

Student Board Member Mirabelle Kruger (EHS): Student Board Member Kruger stated Encinal Leadership recently hosted their very popular Fall Carnival. Women's Water Polo made it to sectional. Three drives: Toys for Tots, a food drive, and One Warm Coat. These drives will be going in November and December. Leadership is preparing for the December 7th Information Night. The Winter play is Clue, the opening night is December 1st at 6:30pm. Encinal's radio station has been syndicated into Peralta's radio station.

E. ADOPTION OF THE CONSENT CALENDAR

- 1) Certificated Personnel Actions
- 2) Classified Personnel Actions
- 3) Approval and Acceptance of Donations
- 4) Approval of Bill Warrants and Payroll Registers
- 5) Approval of Facilities Bond Measure I and Measure B Contracts (Standing Item)
- 6) Approval of Project Award of Island High School & Alameda Child Development Center at Longfellow Campus – HVAC Modernization Project Pursuant to Request for Proposal Dated September 20, 2023
- 7) Approval of Special Education Local Plan Area Master Contracts
- 8) Proclamation: Bay Area United Against Hate Week - November 12-18, 2023
- 9) Proclamation: Ruby Bridges Day in Alameda Unified School District - November 14, 2023
- 10) Ratification of Contracts Executed Pursuant to Board Policy 3300
- 11) Resolution No. 2023-2024.20 Approval of Budget Transfers, Increases, Decreases

Motion to adopt the Consent Calendar.

MOTION: Member Lym

SECONDED: Member Williams

STUDENT BOARD MEMBER VOTES

AYES: Members Kruger, Kotovsky, and Lau

NOES:

ABSENT:

BOARD MEMBER VOTES

AYES: Members Little, Williams, Lym, and LaLonde

NOES:

ABSENT:

MOTION APPROVED

F. GENERAL BUSINESS

1. Proposed Ballot Language and Resolution 2023-2024.24 Calling Election for Voter Approval of an Education Parcel Tax on March 5, 2024
Currently, the District relies on two parcel taxes to support quality schools and attract and retain excellent teachers. Those parcel taxes are:

Measure B1:

- Expires June 2025
- Approximately \$13 Million in revenue

Measure A:

- Expires June 2027
- Approximately \$11 Million in revenue

Together the two measures provide about 20 percent of AUSD's unrestricted annual budget.

It is a shared interest of the district and the community to maintain both the programs funded by Measure B1 and salaries funded by Measure A that will attract and retain excellent employees. Without this funding the district would have to make major cuts in areas ranging from employee salaries, support personnel, district office staff, and number of schools operating across the district.

At its April 25, 2023, meeting, the Board approved the contracting of the firm TeamCivX, LLC to assess the viability of a parcel tax that would combine, replace, and renew Measures B1 and A without increasing taxes for local property owners. At that same meeting, the Board approved contracting the firm of EMC Research, Inc. to conduct voter opinion research to gauge attitudes towards the district, knowledge of its finances, and renewing existing parcel taxes.

Results indicate that a dedicated parcel tax that would combine, replace, and renew Measures B1 and A without increasing taxes is feasible and that residents generally approve of AUSD and recognize the need for additional funding.

This replacement tax would continue to provide locally controlled funding to help AUSD maintain quality schools by:

- Sustaining strong academic programs in reading, writing, math, arts, and sciences
- Attracting and retaining high-quality teachers by keeping salary and benefits competitive
- Supporting teachers and counselors in keeping struggling students on the right track
- Protecting art, music, sports and performing arts programs

At the November 3, 2023, Board of Education meeting staff gave a presentation on the proposed resolution, ballot summary, and complete measure. Tonight, staff is providing the proposed resolution, ballot summary, and complete measure to the Board for its approval.

If the Board approves ballot language tonight, staff will submit it to the County by December 8, 2023, to qualify for the March 5, 2024, election.

If the measure passes, all funds would continue to be controlled locally and could not be taken away by the State, and as with the current parcel taxes, there would be independent citizens' oversight and mandatory annual audits required. In addition, senior citizen homeowners and those receiving SSDI would continue to be eligible for an exemption.

Public Comments:

Gaylon Parsons, parent of CLCS student: Ms. Parson stated she is in strong support of the proposed parcel tax. She stated it is needed to attract and retain excellent teachers.

Ashley Rogers, parent of AUSD and Alameda charter school students, homeowner, and business owner: Ms. Rogers stated funding for schools is terribly inadequate. Ms. Rogers stated this is not a new tax that is fair and progressive, and she asked the Board to vote to place the parcel tax measure on the ballot for March 2024.

Kristin Pahati, parent of AUSD students: Ms. Pahati asked the Board to vote to place the parcel tax measure on the ballot for March 2024. Ms. Pahati stated if the parcel tax measure doesn't pass it will negatively impact every student in Alameda.

Rachel Zijlstra, parent of AUSD student, member of PTA, homeowner: Ms. Zijlstra asked the Board to vote to place the parcel tax measure on the ballot for March 2024. Ms. Zijlstra stated she has lived in Alameda for 3 years and she is very proud of this community and their continued support of public schools.

Gretchen Hoff Varner, parent of AUSD student and homeowner: Ms. Hoff Varner asked the Board to vote to place the parcel tax measure on the ballot for March 2024. Ms. Hoff Varner stated this is an amazing opportunity for Alameda to come together to do something wonderful. Ms. Hoff Varner stated this proposed tax is entirely consistent with California law, and it supports teachers in the midst of a teacher shortage.

Tina Lau, parent of AUSD student: Ms. Lau asked the Board to vote to place the parcel tax measure on the ballot for March 2024. Ms. Lau stated the parcel tax measure is crucial for attracting and maintaining the best staff possible.

Kristen Welch, parent of Alameda charter school students: Ms. Welch asked the Board to vote to place the parcel tax measure on the ballot for March 2024. Ms. Ms. Welch stated Alameda residents need to come together to fill funding gaps that support teachers. Ms. Welch stated the parcel tax will not increase with this new ballot measure.

Caroline Brossard, parent of two AUSD students: Ms. Brossard stated she is in support of the parcel tax measure, but she would like to see language included that is more reflective of AUSD's Equity Policy.

Ron Parodi, AUSD alumni, teacher, and Alameda homeowner: Mr. Parodi asked the Board to vote to place the parcel tax measure on the ballot for March 2024. Mr. Parodi stated this tax funds counselors, sports, and other necessary programs in Alameda. Mr. Parodi stated his property value is tied to maintaining our excellent schools and he is committed to going door to door to educating our community about this parcel tax measure.

Wendy Baty, parent of AUSD student, president of local PTA: Ms. Baty asked the Board to vote to place the parcel tax measure on the ballot for March 2024. Ms. Baty stated this tax is necessary due to the way schools are underfunded in California.

Elain Klein, parent of AUSD students and homeowner: Ms. Klein asked the Board to vote to place the parcel tax measure on the ballot for March 2024. Ms. Klein stated it is parent/teacher conference week and she is reminded at this time at the amount of work Alameda's excellent teachers have to do to have a conference with each family.

Laura Nielsen, AUSD teacher: Ms. Nielsen asked the Board to vote to place the parcel tax measure on the ballot for March 2024. Ms. Nielsen stated she is very grateful to be able to teach in Alameda and she has always had to fight to have "enough." Ms. Nielsen stated if this tax passes, we will be able to focus for 9 years on the work of educating students without having to pass another parcel tax.

Joyce Boyd, parent of AUSD student and homeowner: Ms. Boyd shared a story about how the parcel tax has helped her own child, who wanted to join the football team at his school. Ms. Boyd stated she supports the parcel tax.

Jen Bullock, parent of AUSD student, Alameda charter school student, and homeowner: Ms. Bullock asked the Board to vote to place the parcel tax measure on the ballot for March 2024. Ms. Bullock stated she appreciates and supports combining the two parcel taxes into one. Ms. Bullock stated the funds help all Alameda students.

Kate Rome, parent of AUSD student and homeowner: Ms. Rome asked the Board to vote to place the parcel tax measure on the ballot for March 2024. Ms. Rome stated she has seen how crucial these funds are in Alameda, and she appreciates the way the two parcel taxes were combined into one. Ms. Rome stated she has great confidence the Board will be very effective stewards of this money.

Nicole Leffler-Sue, parent of AUSD students, homeowner, and pediatrician: Ms. Leffler-Sue asked the Board to vote to place the parcel tax measure on the ballot for March 2024. Ms. Leffler-Sue stated one of the main selling points when she tells colleagues to move to Alameda is its schools.

William Schaff, former Board of Education member, and current Board member of Alameda Charter schools: Mr. Schaff asked the Board to vote to place the parcel tax measure on the ballot for March 2024. Mr. Schaff stated if this parcel tax measure does not pass the entire community will suffer.

Motion to approve the Proposed Ballot Language and Resolution 2023-2024.24 Calling Election for Voter Approval of an Education Parcel Tax on March 5, 2024.

MOTION: Member Williams **SECONDED:** Student Board Member Kotovsky

STUDENT BOARD MEMBER VOTES

AYES: Members Kruger, Kotovsky, and Lau

NOES:

ABSENT:

BOARD MEMBER VOTES

AYES: Members Little, Williams, Lym, and LaLonde

NOES:

ABSENT:

MOTION APPROVED

2. Approval of Revisions to Board Policy/Administrative Regulation 5121: Grades/Evaluation of Student Achievement

The Grading for Equity (GFE) Workgroup and Educational Services are recommending two (2) revisions to AUSD's Board Policy and Administrative Regulation (BP/AR 5121) Grades/Evaluation of Student Achievement.

The GFE Workgroup comprised of secondary teachers from across the district was formed during the 2021-22 school year. The task of the workgroup is to actualize AUSD's Strategic Plan goal of reviewing and revising AUSD's grading policy and practices. The GFE Workgroup provides feedback and

recommendations aimed at moving AUSD's grading policies and practices toward grades that are more accurate, bias resistant, and motivational.

The two (2) recommended revisions are:

1. Minimum Grading which is setting a 50% grading floor, and
2. The requirement that all AUSD teachers use the district managed gradebook, Aeries.

During Professional Development on August 8, 2023, the recommendations for policy change were presented to the secondary teaching staff for their feedback and input. At the August 10, 2023, Board Policy Subcommittee meeting, the feedback gathered, and the results of the survey conducted during PD on August 8th, were presented to the Board Policy Subcommittee for their review and recommendations.

At the October 9, 2023, Professional Development, recommendations made by the Board Policy Subcommittee on August 10th were shared with the secondary teachers. On October 17, 2023, Staff once again presented BP/AR 5121 Grades/Evaluation of Student Achievement to the Board Policy Subcommittee. At this meeting the Committee had the following three options as next steps:

1. The policy and administrative regulations would be added to the next Board Policy Subcommittee meeting for further discussion and possible revision by Subcommittee members.
2. The policy and administrative regulations would be added to the agenda for a regularly scheduled Board meeting so the full Board could weigh in on any further changes in public.
3. The policy and administrative regulation will be approved as is by the full Board at a regularly scheduled public Board meeting.

The recommendation at the October 17th Board Policy Subcommittee meeting was #2 above. The policy and administrative regulations would be added to the agenda for a regularly scheduled Board meeting so the full Board could weigh in on any further changes in public.

Now that the Board has reviewed and discussed the recommended revisions to BP/AR 5121 Grades/Evaluation of Student Achievement, staff is asking the Board to adopt these changes. If approved, these changes will come into effect in the 2024-25 school year.

Motion to Approve Revisions to Board Policy/Administrative Regulation 5121: Grades/Evaluation of Student Achievement.

MOTION: Member Lym

SECONDED: Member Williams

STUDENT BOARD MEMBER VOTES

AYES: Members Kruger, Kotovsky, and Lau

NOES:

ABSENT:

BOARD MEMBER VOTES

AYES: Members Little, Williams, Lym, and LaLonde

NOES:

ABSENT:

MOTION APPROVED

3. Wood Middle School Measure B Modernization and New Construction Phase 1: Initial Study/Mitigated Negative Declaration to Comply with the California Environmental Quality Act (CEQA)

The Wood Middle School Modernization and New Construction Project includes replacement of all of the existing campus buildings with the exception of the existing multipurpose building. The project also includes a new access roadway from Grand Street to Otis Drive that would provide school access, a drop-off area, parking, and access to the adjacent Rittler Park that is owned and operated by the City of Alameda. To ensure a comprehensive approach to the project, the district contracted the services of environmental consultants Brelje & Race Consulting Engineers to conduct the CEQA Initial Study (IS) and prepare a Mitigated Negative Declaration (MND) for the project.

Representatives from Brelje & Race Consulting Engineers presented the IS to provide a platform for the Board to receive public input regarding this project. In accordance with the State CEQA Guidelines, the District distributed a notice to inform agencies and interested parties that it was releasing an IS and MND. The notice was mailed to all properties within 500 feet of Wood Middle School and posted at the school site, the Niel Tam Education Center, and the State Clearinghouse.

The notice started a 30-day public review period which extends from November 3 - December 3, 2023. The IS/MND is available for public review at the Niel Tam Educational Center, 2060 Challenger Dr., Alameda, CA 94501, and online at

<https://www.alamedaunified.org/departments/construction/measure-b/wood-middle-school-new-construction-and-modernization>.

Public Comments:

Steven Mack, parent of AUSD student, Member of Wood Middle School Design Committee, and Board Member of Alameda Education Foundation: Mr. Mack thanked the Board and staff for the work to modernize Wood Middle School. Mr. Mack stated he was happy to see security improvements in the plans.

Rick Breslen, parent of AUSD students who participate in Alameda Little League: Mr. Breslen stated he is in support of the Wood Modernization project, but he wanted to know if this project could include the construction of two new baseball fields instead of one.

Laura Nielsen, teacher at Wood Middle School: Ms. Nielsen thanked the Board for considering this project. Ms. Nielsen stated the work done on the Encinal campus was beautiful and students at Wood Middle School deserved the same.

Jen Bullock, president of Wood Middle School PTA: Ms. Bullock stated the Wood Middle School PTA is in full support of the project. She described the limitations of the current Wood campus.

Kai Dwyer, principal of Wood Middle School: Ms. Dwyer talked about the timeline of the modernization project, and she stated the architects and District staff really listened to Wood Middle School staff and parents to meet the basic needs of current and future Wood Middle School students.

Ron Matthews, president, Alameda Little League: Mr. Matthews stated there has been a long partnership between Alameda Little League and Alameda Unified School District. Mr. Matthews stated there are 900 children who participate in Alameda Little League and most of them are students of Alameda Unified School District. Mr. Matthews talked about the importance of youth sports.

This item will come back to the Board for a vote in December.

4. Resolution 2023-2024.22 In Support of H.R. 4519 IDEA Full Funding Act
Board Member Jennifer Williams shared information with the Board and audience on H.R. 4519 IDEA Full Funding Act.

Recently, U.S. Representative Jared Huffman (CA-02) and U.S. Senator Chris Van Hollen (D-MD) introduced the IDEA Full Funding Act. This legislation would finally ensure Congress fulfills its commitment to fully fund the Individuals with Disabilities Education Act (IDEA). In 1975, Congress passed IDEA to ensure that every child with a disability has access to educational opportunity. This law was a historic step forward, but since its passage Congress has failed to provide the funding, it promised.

Under IDEA, the federal government committed to pay 40 percent of the average per pupil expenditure for special education. However, that pledge has never been met, and current funding is at less than 13 percent. The IDEA Full Funding Act would require regular, mandatory increases in IDEA spending to finally meet our obligation to America's children and schools. It is cosponsored by more than 20 Senators and over 60 House members. Text of the IDEA Full Funding Act can be viewed [here](#) and is attached.

Board Member Jennifer Williams asked the Board to approve the resolution in support of this bill. If approved, AUSD will work with Representative Huffman and Representative Barbara Lee to fully support their efforts to pass H.R. 4519 and to continue to seek legislative remedies to funding deficits to ensure all of our students have access to the education they deserve.

Public Comments:

Caroline Brossard, parent of AUSD student and member of Alameda Mosaic: Ms. Brossard expressed support for the resolution and the proposed legislation.

Board Members expressed a deep appreciation for Board Member Jennifer Williams for her work on this agenda item and Resolution.

Motion to approve Resolution 2023-2024.22 In Support of H.R. 4519 IDEA Full Funding Act.

MOTION: Member LaLonde

SECONDED: Member Little

STUDENT BOARD MEMBER VOTES

AYES: Members Kruger, Kotovsky, and Lau

NOES:

ABSENT:

BOARD MEMBER VOTES

AYES: Members Little, Williams, Lym, and LaLonde

NOES:

ABSENT:

MOTION APPROVED

5. Resolution 2023-2024.23 In Support of City of Alameda's Vision Zero Plan

Board Member Ryan LaLonde gave the Board and audience information on the City of Alameda's Vision Zero Plan. Vision Zero is an international movement that aims to reduce traffic deaths and life-changing injuries to zero, while increasing safe, healthy, equitable mobility for all. It addresses all collisions, whether people travel by foot, wheelchair, bike, motorcycle, car, or truck. Alameda is one of many Vision Zero communities across the nation. Alameda's Vision Zero efforts are guided by its Vision Zero Action Plan (2021) and Vision Zero policy (2019).

The Alameda Vision Zero Action Plan aims to eliminate traffic deaths and severe injuries by 2035. Adopted in December 2021, the Action Plan will be updated once every five years and contains a ten-year crash data analysis and

Board Member Ryan LaLonde is asking the full Board to approve a resolution that is in support of the City of Alameda's Vision Zero Action Plan. If approved, AUSD will work with the City of Alameda to:

- Endorse the City of Alameda's Vision Zero Action Plan
- Commit to expanding our partnerships and programs to ensure pedestrian and bicycle safety around our school sites
- Continue to partner with other organizations to provide opportunities for including instruction on pedestrian and bicycling safety in our classrooms
- Embrace pedestrian and bicycling safety as part of its facilities management and planning activities
- Use its communication platforms to educate students, staff, families, and the wider community about the Vision Zero program and the benefits of alternative modes of transportation.

Public Comments:

Lisa Foster, City of Alameda's Vision Zero Lea: Ms. Foster gave the Board information about the City's programs to support bike/pedestrian safety around AUSD schools and expresses gratitude for the resolution.

Motion to approve Resolution 2023-2024.23 In Support of City of Alameda's Vision Zero Plan.

MOTION: Member Williams **SECONDED:** Student Board Member Kotovsky

STUDENT BOARD MEMBER VOTES

AYES: Members Kruger, Kotovsky, and Lau

NOES:

ABSENT:

BOARD MEMBER VOTES

AYES: Members Little, Williams, Lym, and LaLonde

NOES:

ABSENT:

MOTION APPROVED

6. Election of Board Vice President

In October, the Trustee Megan Sweet resigned her seat on the Board of Education. As she held the role of Vice President at the time of her departure, the Board will consider nominations to fill the vacant seat of Vice President this evening.

Motion to elect Board Member Jennifer Williams as the Board Vice President.

MOTION: Member Lym

SECONDED: Member Williams

STUDENT BOARD MEMBER VOTES

AYES: Members Kruger, Kotovsky, and Lau

NOES:

ABSENT:

BOARD MEMBER VOTES

AYES: Members Little, Williams, Lym, and LaLonde

NOES:

ABSENT:

MOTION APPROVED

- G. **ADJOURNMENT** – Board President Heather Little adjourned the meeting at 8:49pm.

Respectively Submitted,

Kerri Lonergan
Senior Executive Assistant
Alameda Unified School District

ALAMEDA UNIFIED SCHOOL DISTRICT
BOARD AGENDA ITEM

Item Title:	Proclamation: Reaffirming AUSD's Commitment to the Rights of LGBTQ+ Youth, Families, and Staff (5 Mins/Action)
Item Type:	Consent
Background:	<p>Alameda Unified School District understands its duty to protect all individuals who are members of its community, including those who are transgender or gender non-conforming, and stand against any policies that threaten the rights and safety of AUSD community members.</p> <p>Tonight, AUSD's Board of Education reaffirms its commitment to the rights of all LGBTQ+ youth, families, and staff, including individuals who are transgender or gender non-conforming, and support students and staff to stand in solidarity and be allies with and advocates for AUSD members.</p> <p>Students from Lincoln Middle School's GSA will be in attendance to read the proclamation to the Board.</p>
AUSD LCAP Goals:	1. Eliminate barriers to student success and maximize learning time. 3. Support parent/guardian development as knowledgeable partners and effective advocates for student success. 4. Ensure that all students have access to basic services.
Fund Codes:	
Fiscal Analysis	
Amount (Savings) (Cost):	N/A
Recommendation:	Approve as submitted.
AUSD Guiding Principle:	#1 - All students have the ability to achieve academic and personal success. #4 - Parental involvement and community engagement are integral to student success. #7 - All employees must receive respectful treatment and professional support to achieve district goals.
Submitted By:	Kerri Lonergan, Senior Executive Assistant to the Superintendent and Board of Education

ATTACHMENTS:

Description	Upload Date	Type
□ PROCLAMATION Reaffirming AUSD's Commitment to the Rights of LGBTQ+ Youth, Families, and Staff	2/21/2024	Backup Material

PROCLAMATION
***Reaffirming AUSD's Commitment to the Rights of LGBTQ+ Youth,
Families, and Staff***

WHEREAS, Alameda Unified School District has had a resolution for more than 7 years recognizing and supporting October as Lesbian, Gay, Bisexual, Transgender, and Queer/Questioning (LGBTQ) History Month; and

WHEREAS, Alameda Unified School District and the City of Alameda have embraced a unifying message of Everyone Belongs Here; and

WHEREAS, the rights and dignity of LGBTQ+ people, especially transgender and gender non-conforming individuals, have been under attack in this country because of proposed policy changes at the national level, including but not limited to announcing plans to: dismiss complaints from transgender students involving exclusion from school facilities; deny health and housing services to LGBTQ people; stop conducting surveys and research on LGBTQ people, especially youth; dismiss federal protections against discrimination based on sexual orientation and gender identity; withdraw landmark guidance on how schools are mandated to protect transgender students under the federal Title IX law; and ban transgender military service members; and

WHEREAS, we do not know how potential federal policy changes will affect transgender and gender-nonconforming individuals, but we view these actions to be especially harmful to our youth who are coming to terms with their identity and may be vulnerable to this marginalization; and

WHEREAS, the Center for Disease Control's 2017 Youth Risk Behavior Survey clearly shows that LGBTQ+ youth are many times more likely to experience depression, bullying, substance abuse, and suicide ideation than other students; and

WHEREAS, Alameda Unified School District understands we have a duty to protect all individuals who are members of our community, including those who are transgender or gender non-conforming, and stand against any policies that threaten the rights and safety of AUSD community members;

NOW, THEREFORE, BE IT PROCLAIMED that the Alameda Unified School District's Board of Education publicly reaffirms its commitment to the rights of all LGBTQ+ youth, families, and staff, including individuals who are transgender or gender non-conforming, and the Alameda Unified School District supports students and staff to stand in solidarity and be allies with and advocates for all AUSD community members.

PASSED AND ADOPTED this 27th day of February, 2024.

AYES: _____ MEMBERS: _____

NOES: _____ MEMBERS: _____

ABSENT: _____ MEMBERS: _____

Jennifer Williams, President
Board of Education
Alameda Unified School District
Alameda County, State of California

ATTEST:

By: _____
Pasquale Scuderi, Secretary
Board of Education
Alameda Unified School District
Alameda County, State of California

ALAMEDA UNIFIED SCHOOL DISTRICT
BOARD AGENDA ITEM

Item Title: Highlighting Alameda Schools - Paden Elementary (10 Mins/Information)

Item Type: Information

Background: Principal Tri Nguyen, Ed.D. will give the Board an update on the exciting programs taking place at Paden Elementary School.

AUSD LCAP Goals:

Fund Codes:

Fiscal Analysis

Amount (Savings) (Cost):

Recommendation: This item is presented for information only.

AUSD Guiding Principle: #1 - All students have the ability to achieve academic and personal success.| #2 - Teachers must challenge and support all students to reach their highest academic and personal potential.| #3 - Administrators must have the knowledge, leadership skills and ability to ensure student success.| #4 - Parental involvement and community engagement are integral to student success.| #5 - Accountability, transparency, and trust are necessary at all levels of the organization.| #7 - All employees must receive respectful treatment and professional support to achieve district goals.

Submitted By: Kerri Lonergan, Senior Executive Assistant to the Superintendent and Board of Education

ATTACHMENTS:

Description	Upload Date	Type
▣ Paden Presentation	2/27/2024	Presentation



PADEN ELEMENTARY

PRESENTING THE PROGRAMS OF
PROUD PELICANS

Tri Nguyen, Ed.D

featuring

Georgia, Luca, Noah, and Marwah

THE PADEN WAY & PADEN PLAY

Inclusion

Students are given opportunities to participate in all school activities, from student clubs, specialist programs, and general education classrooms.




Play

Our students have the opportunity to explore, create, and play on a daily basis with programs built into the day for students to embrace in the spirit of play.



Personalized

A focus on small group support with daily response to intervention small groups.



CULTURAL AWARENESS



Increasing cultural awareness on campus

- Implementation of inclusive activities
 - Student clubs - grade levels
 - Rainbow Club
- Highlighting/Honoring/Celebrating culture diversity
 - Celebration: Heritage Month
 - Black History Month
 - Filipino American Heritage Month
 - Pride Celebration
- Restorative Conversations and Practice
 - Proactively student-centered solution
 - Continuation of PBIS
 - The Toolbox Project



S M T W T F S



Georgia Footman


4TH GRADE

Reflecting on her
experience with
Rainbow Club

THE POWER OF PLAY

- Student Engagement
- Increase student learning
- Bring more Joy to School and Learning





Paden Play Day

STUDENT ENGAGEMENT

- Centered on students' interest
- Cross grade level collaboration
- Hands on exploration

INCREASE STUDENT LEARNING



- Play invokes joy - a positive affect to higher cognitive functions
- Enhance attention, improve working memory, mental flexibility, and stress regulation/management

BRING MORE JOY TO SCHOOL & LEARNING




- Staff/Students - alignment of interest
- Independent discovery - increase motivation
- Allows for opportunities for positive behavioral management



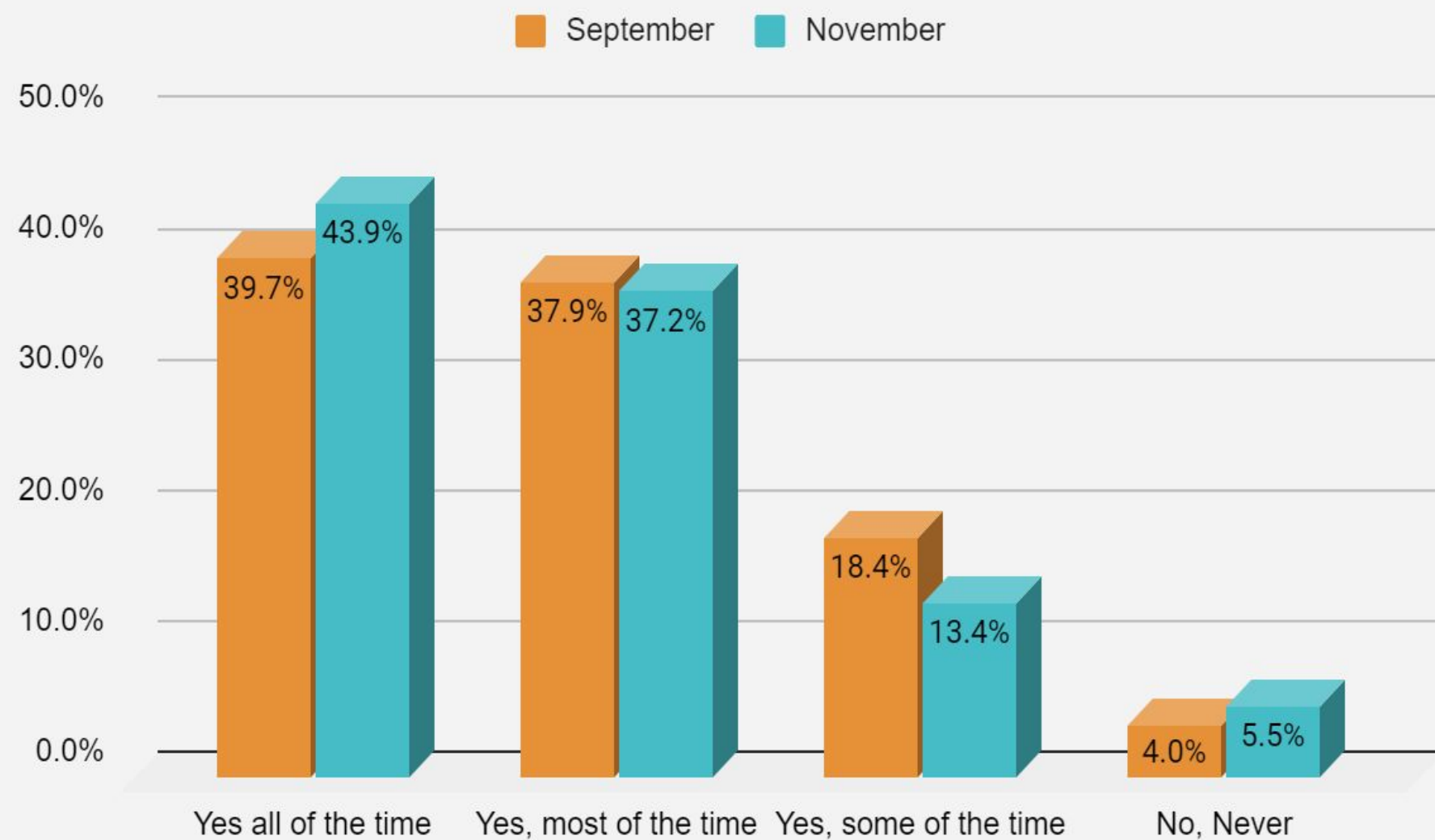
LUCA SMITH

kindergarten student
will share his club
experience at Paden.

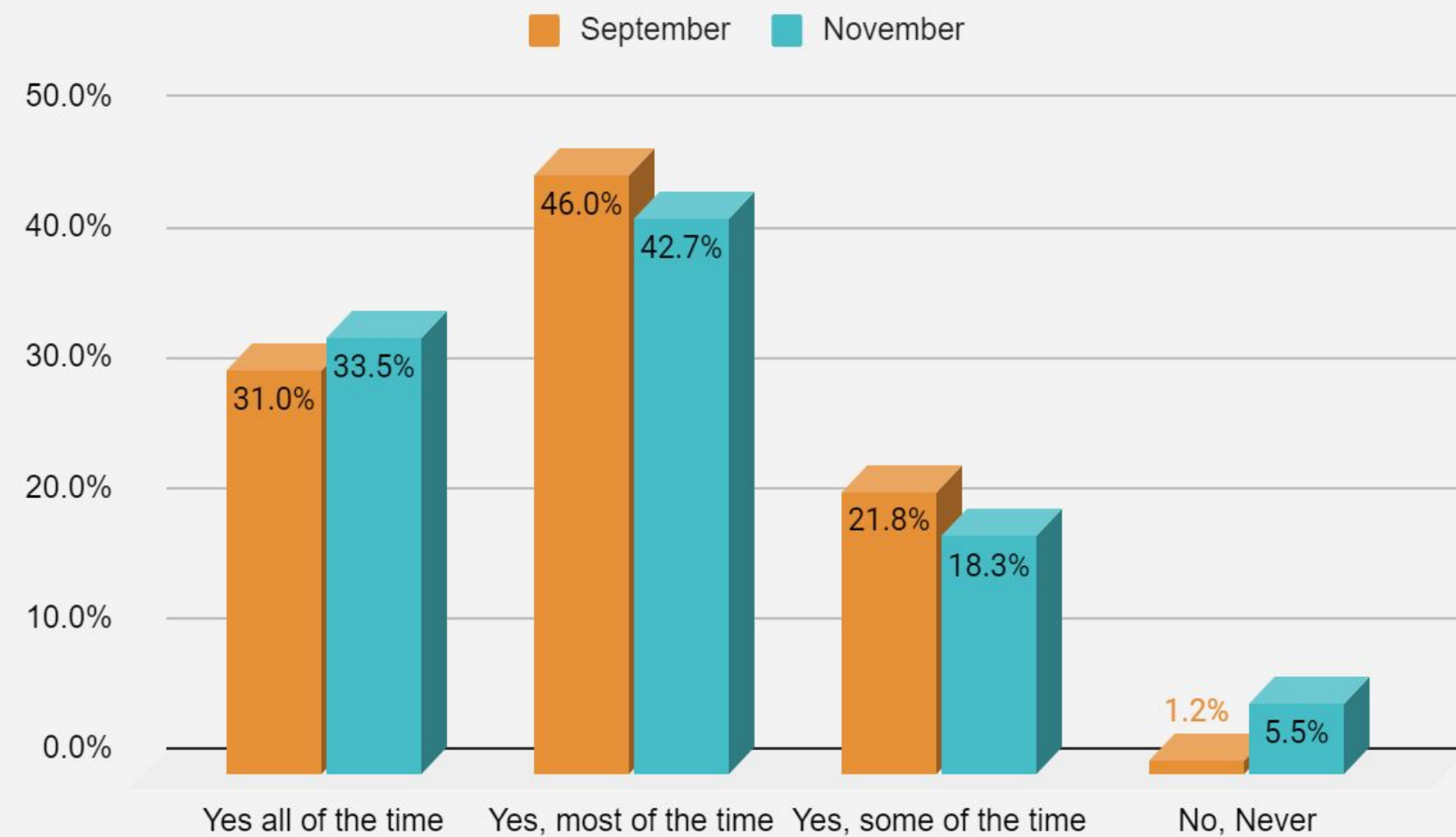




I FEEL LIKE I BELONG HERE

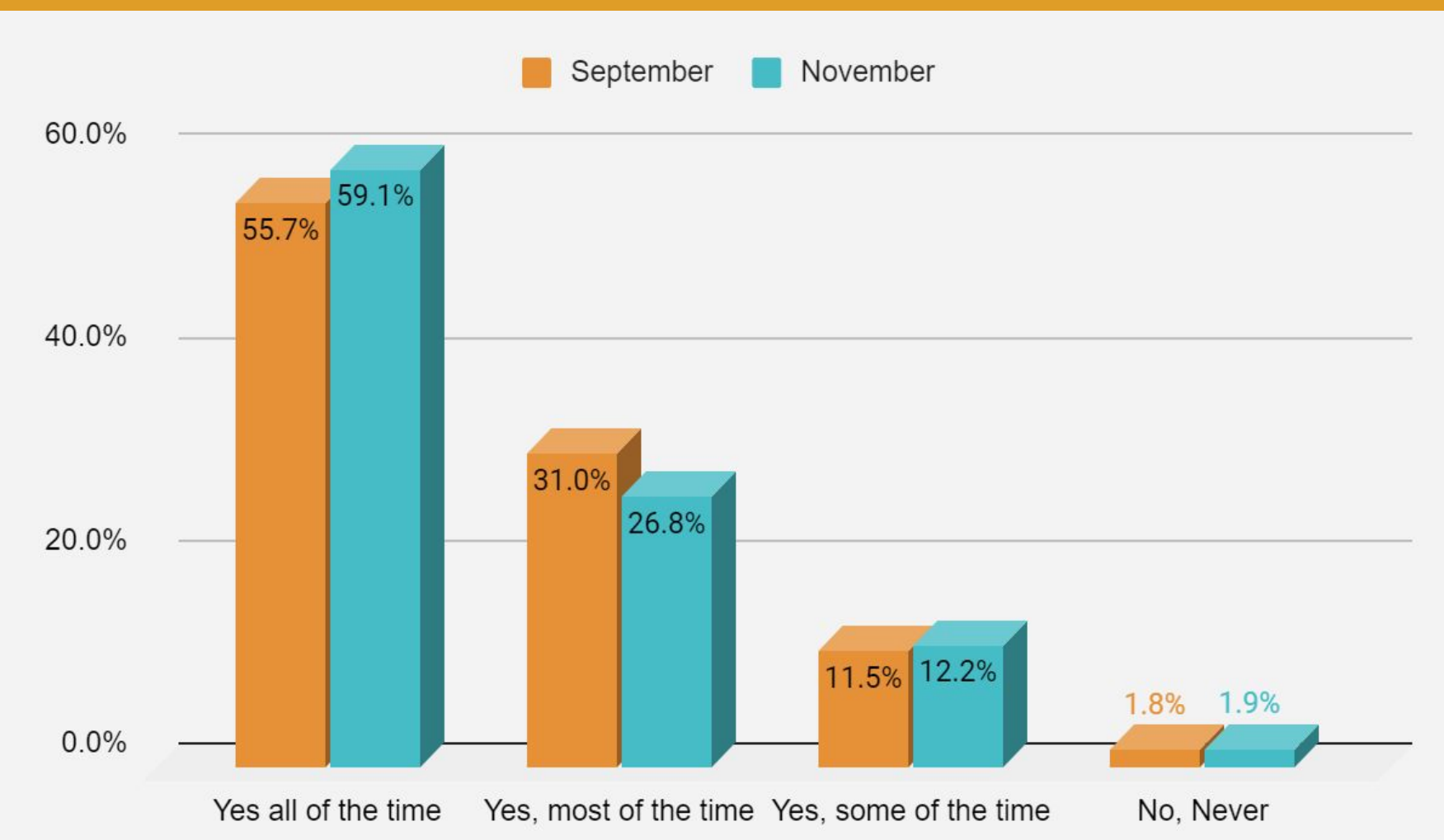


I LIKE COMING TO SCHOOL

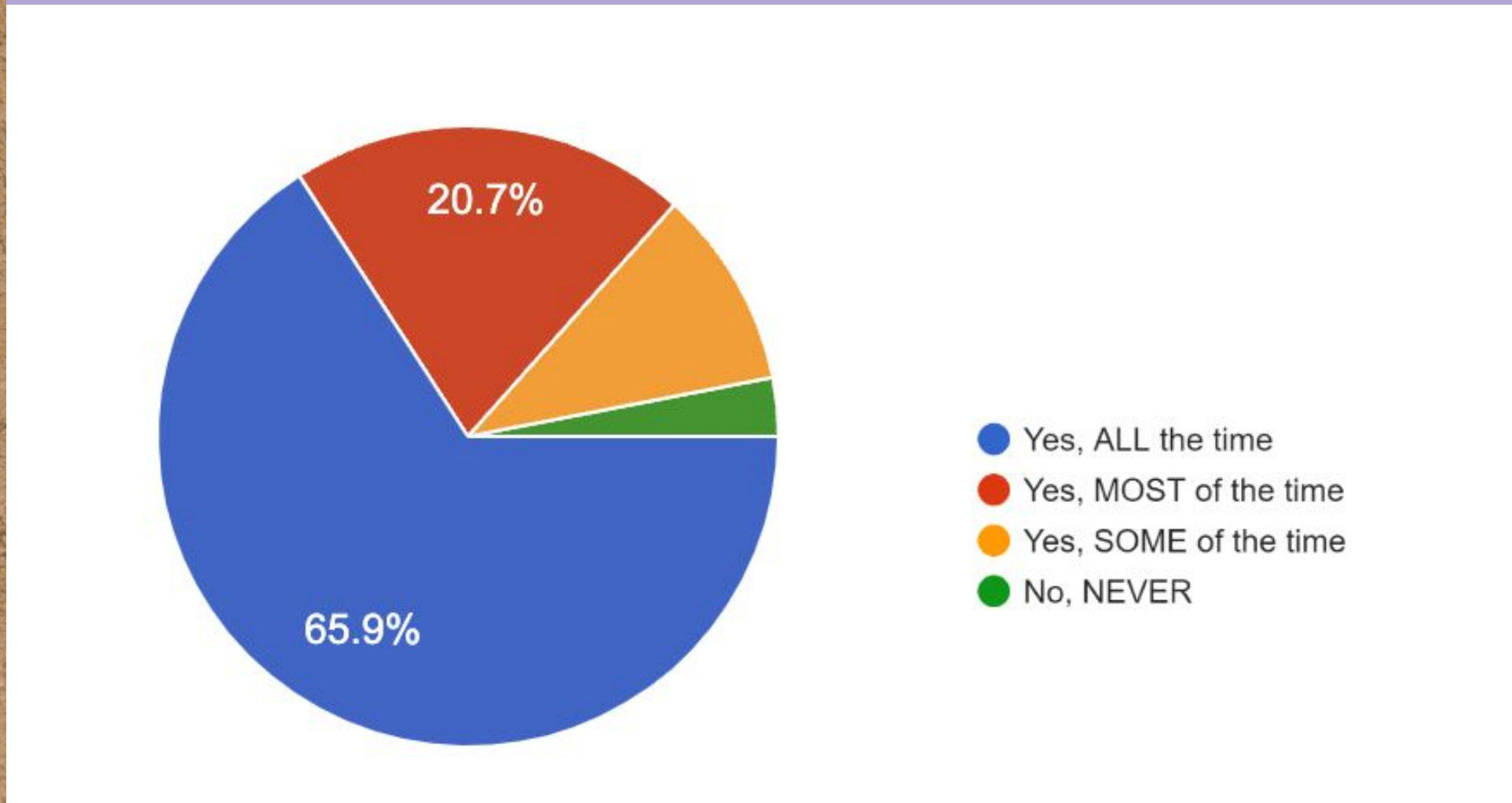




TEACHERS & OTHER GROWN UPS AT SCHOOL CARE ABOUT ME



I ENJOYED GOING TO MY CLUB




CLUB OPTIONS AT PADEN

Coding	Free Drawing		Stamp pictures/stories
Legos		Book Making	Board Games
Chess	Poi	Dramatic Play/ Writing	
Camp Crafts	Music Video Dance Party		Directed Drawing
Basketball & Football		Watercoloring	Kinetic Sand
Dance	Beads and Beats		Quiet reading and make your own graphic novel
Perler Beads	Recorder	Pelicast	

PADEN PROMISE

- School Intervention for focal students
- After school intervention 2 days/per week
- Team: 1 teacher, 3 paraeducators
- Support in Reading/Math
- Funding source: school site, PTA, and office of equity



Paden Promise Data Cycle 1

Pre Post

Math

45.73

54.73


9.00

Reading

29.73

43.00

14.09






STUDENT
NOAH UMEZ-ERONINI



3RD GRADE STUDENT

SHARING HIS
EXPERIENCE WITH
PADEN PROMISE



PERSONALIZED LEARNING

- Small group intervention
 - Classroom
 - Social Skills Groups

- Co-Teaching
 - Resource teacher collaborating with general education teacher

- Purposeful Mainstreaming
 - Special Day Class teacher integrating K-2 students in general education classrooms

- Response to Intervention
 - Data driven grouping
 - Paraeducator Support

1ST GRADE STUDENT
MS. KATZ

SHARING HER EXPERIENCE IN
SMALL GROUP INSTRUCTION



STUDENT
MARWAH KOHGADAI



**Thank you
Students &
Families to
partaking in this
presentation**

Paden Pride



Proud Pelican

ALAMEDA UNIFIED SCHOOL DISTRICT
BOARD AGENDA ITEM

Item Title: Certificated Personnel Actions

Item Type: Consent

Background:

AUSD LCAP Goals:

Fund Codes:

Fiscal Analysis

Amount (Savings) (Cost): All positions shown are authorized by the board and are included in the 2023-2024 budget.

Recommendation: Approve as submitted.

AUSD Guiding Principle: #6 - Allocation of funds must support our vision, mission, and guiding principles.

Submitted By: Timothy Erwin, Assistant Superintendent, Human Resources

ATTACHMENTS:

Description	Upload Date	Type
☐ Certificated Personnel Actions	2/28/2024	Cover Memo

ALAMEDA UNIFIED SCHOOL DISTRICT
BOARD AGENDA ITEM

Item Title: Classified Personnel Actions

Item Type: Consent

Background: *NOTE: If approved by the Board, personnel reports are uploaded the day after the meeting.*

AUSD LCAP Goals:

Fund Codes:

Fiscal Analysis

Amount (Savings) (Cost): All positions shown are authorized by the board and are included in the 2023-2024 budget.

Recommendation: Approve as submitted.

AUSD Guiding Principle: #6 - Allocation of funds must support our vision, mission, and guiding principles.

Submitted By: Timothy Erwin, Assistant Superintendent, Human Resources

ATTACHMENTS:

Description	Upload Date	Type
☐ Classified Personnel Actions	2/28/2024	Backup Material

ALAMEDA UNIFIED SCHOOL DISTRICT
BOARD AGENDA ITEM

Item Title: Approval and Acceptance of Donations

Item Type: Consent

Background: Throughout the school year, donations are routinely accepted by the District. The donations are from various sources and are commonly designated for specific uses.

AUSD LCAP Goals: 4. Ensure that all students have access to basic services.

Fund Codes: 01 General Fund

Fiscal Analysis

Amount (Savings) (Cost): Will increase the revenues of the District in the amount of \$28,264.72.

Recommendation: Approve as submitted.

AUSD Guiding Principle: #5 - Accountability, transparency, and trust are necessary at all levels of the organization. | #6 - Allocation of funds must support our vision, mission, and guiding principles.

Submitted By: Shariq Khan, Assistant Superintendent of Business Services

ATTACHMENTS:

Description	Upload Date	Type
☐ Summary Site Donations	2/21/2024	Backup Material

2023-2024
Summary Site Donations
Feb 06, 2024 - Feb 14, 2024

Slip Date	Site	Donor	Amount	Site Total	Total Donations
12/7/2023	AHS	Cash	\$ 50.00		
				\$ 50.00	
2/2/2024	EJSHS	Encinal Jr/Sr. HS PTA	\$ 1,000.00		
				\$ 1,000.00	
1/25/2024	Lincoln	Lincoln Middle PTA	\$ 12,000.00		
2/1/2024	Lincoln	Lincoln Middle Music Boosters	\$ 2,240.00		
				\$ 14,240.00	
2/2/2024	Otis	Otis Elementary PTA	\$ 1,104.00		
				\$ 1,104.00	
1/23/2024	Paden	Joe Gong	\$ 385.00		
1/23/2024	Paden	Alison Dana Casey	\$ 192.50		
1/23/2024	Paden	Florent Blachot/Manuela Simone Maussion	\$ 500.00		
1/23/2024	Paden	Munkhbayar Tserenbat/Otgonbulag Tovuu	\$ 385.00		
1/30/2024	Paden	Erica Ward	\$ 385.00		
1/30/2024	Paden	Laura Bodiley	\$ 385.00		
1/31/2024	Paden	Sarah Lamping	\$ 385.00		
1/31/2024	Paden	Pak Yin Ho	\$ 385.00		
1/31/2024	Paden	Bryan Hemberg	\$ 385.00		
2/1/2024	Paden	Terah Gilroy	\$ 385.00		
2/1/2024	Paden	Soo Jung Sung	\$ 385.00		
2/1/2024	Paden	Mohamed Isa	\$ 128.34		
2/2/2024	Paden	Alexis Brueggeman	\$ 385.00		
2/2/2024	Paden	Terri Rafter	\$ 385.00		
2/2/2024	Paden	Anne Jacobsen	\$ 85.00		
2/2/2024	Paden	Loren Will	\$ 385.00		
2/2/2024	Paden	Haila Fine	\$ 128.34		
2/3/2024	Paden	Shiori Inamoto	\$ 385.00		
2/4/2024	Paden	Batzaya Rentsenpil	\$ 128.34		
2/5/2024	Paden	Paden Elementary PTA	\$ 4,003.20		
				\$ 10,170.72	
2/1/2024	Wood	Wood Middle School PTA	\$ 1,700.00		
				\$ 1,700.00	
					\$ 28,264.72

ALAMEDA UNIFIED SCHOOL DISTRICT
BOARD AGENDA ITEM

Item Title: Approval of Bill Warrants and Payroll Registers

Item Type: Consent

Background: On a routine basis, all payments from the funds of the District are made by written order of the Board of Education. This requirement is provided under Education Code 42631.

Sixteen (16) redactions were made where posting of that information would violate agreed upon confidentiality settlements. The District is posting all bills and warrants except for the ones that are redacted.

AUSD LCAP Goals: 4. Ensure that all students have access to basic services.

Fund Codes: 01 General Fund

Fiscal Analysis

Amount (Savings) (Cost): Will reduce the available funds of each respective site/department budget by \$3,381,862.05.

Recommendation: Approve as submitted.

AUSD Guiding Principle: #5 - Accountability, transparency, and trust are necessary at all levels of the organization. | #6 - Allocation of funds must support our vision, mission, and guiding principles.

Submitted By: Shariq Khan, Assistant Superintendent of Business Services

ATTACHMENTS:

Description	Upload Date	Type
□ Summary of Register	2/20/2024	Backup Material

ALAMEDA UNIFIED SCHOOL DISTRICT
Excellence & Equity For All Students

Fiscal Services Department
2060 Challenger Dr
Alameda, CA 94501
(510) 337-7082

Re Board Meeting of Feb 27, 2024

To: Recording Secretary, Board of Education

From: Fiscal Department

Subject: Summary of Register (Bill and Payroll Warrants)

Attached is the summary of Register issued for the period. Supporting register attached.

Signed: M. Delos Reyes

Date: 2/15/2024

Board of Education

Approved by:

Name

Date

Summary of Register
Alameda Unified School District
For Board Meeting Feb 27, 2024

Register No.	Warrant Number	Date	Amount
000882	51767645-51767661	02/01/24	\$ 91,305.61
000883	51767662-51767680	02/01/24	\$ 309,870.63
000884	51767681-51767701	02/01/24	\$ 57,724.99
000885	51767702-51767720	02/01/24	\$ 252,539.69
000886	51767721-51767735	02/01/24	\$ 200,491.08
000887	51768236-51768257	02/01/24	\$ 163,938.97
000888	51769858-51769890	02/06/24	\$ 716,021.95
000889	51770068-51770123	02/07/24	\$ 178,023.10
000890	51770882-51770902	02/08/24	\$ 68,932.69
000891	51771311-51771329	02/09/24	\$ 981,168.64
000892	51771809-51772129	02/12/24	\$ 33,787.33
000893	51772130-51772150	02/12/24	\$ 188,762.34
000894	51772353-51772366	02/13/24	\$ 139,450.83
Cancelled	51771869	02/13/24	\$ (62.90)
Cancelled	51771963	02/13/24	\$ (92.90)
		TOTAL	\$ 3,381,862.05
Prepared By:	Date	Reviewed By:	Date
M. Delos Reyes	2/15/2024	S. Chonel	

Checks Dated 02/01/2024 through 02/13/2024

Board Meeting Date 2/27/24

Check Number	Check Date	Pay to the Order of	Check Amount
51767645	02/01/2024	ACC Environmental Consultants	30,744.00
51767646	02/01/2024	Amazon Capital Services, Inc.	407.91
51767647	02/01/2024	Bay Alarm	2,527.94
51767648	02/01/2024	Bimbo Bakeries USA	1,508.52
51767649	02/01/2024	CDW Government Inc.	242.61
51767650	02/01/2024	Chabot Space & Science Center	1,575.00
51767651	02/01/2024	Danielsen Company	8,188.78
51767652	02/01/2024	Gold Star Foods	15,500.90
51767653	02/01/2024	Lakeshore Learning Materials, LLC	2,548.81
51767654	02/01/2024	Niles Biological	19.44
51767655	02/01/2024	RFC Wireless Inc	414.00
51767656	02/01/2024	Smiths Gopher Trapping Service	2,516.00
51767657	02/01/2024	S.W. School Supply	1,082.58
51767658	02/01/2024	T-Mobile USA Inc	169.12
51767659	02/01/2024	Teacher Created Materials Inc.	2,500.00
51767660	02/01/2024	United Coach Tours	2,310.00
51767661	02/01/2024	Santa Clara County Office of Education	19,050.00
51767662	02/01/2024	Richard Carl Dudzinski dba A Sound Explosion	199.75
51767663	02/01/2024	Alhambra	42.45
51767664	02/01/2024	Anixter Inc.	521.83
51767665	02/01/2024	AT&T Mobility	3,556.20
51767666	02/01/2024	AT&T	137.23
51767667	02/01/2024	Bay Alarm	25,093.07
51767668	02/01/2024	Ewing Irrigation Products, Inc	206.77
51767669	02/01/2024	HK Small Engine, Inc.	1,234.93
51767670	02/01/2024	Home Depot Credit Services	3,552.05
51767671	02/01/2024	Language Line Services	734.22
51767672	02/01/2024	Loomis Armored US, LLC dba Loomis	800.37
51767673	02/01/2024	Miller Pacific Engineering Group	31,600.00
51767674	02/01/2024	North American Fence & Railing	21,696.00
51767675	02/01/2024	ODP Business Solutions LLC	116.23
51767676	02/01/2024	Ro Health, Inc.	5,154.72
51767677	02/01/2024	S.W. School Supply	867.47
51767678	02/01/2024	Superior Text	594.63
51767679	02/01/2024	The Home Depot Pro	1,841.06
51767680	02/01/2024	Zum Services Inc	211,921.65
51767681	02/01/2024	Amazon Capital Services, Inc.	219.53
51767682	02/01/2024	Bay Alarm	2,907.22
51767683	02/01/2024	CUE, Inc.	1,556.00
51767684	02/01/2024	Dannis Woliver Kelley	368.50
51767685	02/01/2024	Davis Demographics MGT, LLC	4,200.00
51767686	02/01/2024	Fagen Friedman & Fulfroost LLP	8,376.50
51767687	02/01/2024	Howard Industries, Inc. dba Howard Technology Solutions	4,745.64
51767688	02/01/2024	KBA Document Solutions, LLC	5,570.56
51767689	02/01/2024	Linder Caster and Truck, Inc.	73.16
51767690	02/01/2024	Keyguard Assistive Technology Lasered Pics	93.12
51767691	02/01/2024	Marina Village Commercial Ass	2,670.15
51767692	02/01/2024	Moss Adams LLP	5,300.00
51767693	02/01/2024	ODP Business Solutions LLC	70.06

The preceding Checks have been issued in accordance with the District's Policy and authorization of the Board of Trustees. It is recommended that the preceding Checks be approved.

 ERP for California

Page 1 of 13

Checks Dated 02/01/2024 through 02/13/2024

Board Meeting Date 2/27/24

Check Number	Check Date	Pay to the Order of	Check Amount
51767694	02/01/2024	Omega Termite & Pest Control	550.00
51767695	02/01/2024	Red Tie Printing Inc.	996.75
51767696	02/01/2024	Seneca Center	4,836.20
51767697	02/01/2024	S.W. School Supply	1,717.60
51767698	02/01/2024	Shining Star Foundation dba Star Academy	1,581.24
51767699	02/01/2024	Teacher Created Materials Inc.	2,500.00
51767700	02/01/2024	The Stepping Stones Group	6,938.76
51767701	02/01/2024	United Coach Tours	2,454.00
51767702	02/01/2024	##Kristina McCauley	627.23
51767703	02/01/2024	Everdriven Technologies, LLC	3,225.20
51767704	02/01/2024	Amazon Capital Services, Inc.	446.10
51767705	02/01/2024	Alameda Chess Castle, LLC Attn: Andrew Mueckenberger	450.00
51767706	02/01/2024	Bay Alarm	24,486.70
51767707	02/01/2024	EdTheory, LLC	20,304.00
51767708	02/01/2024	General Produce Ca., LTD	5,539.55
51767709	02/01/2024	Gold Star Foods	21,040.98
51767710	02/01/2024	Interpreters Unlimited	200.00
51767711	02/01/2024	Isono, Elizabeth B.	2,632.50
51767712	02/01/2024	Mountain Valley Child and Family Services, Inc.	17,167.60
51767713	02/01/2024	Right at School LLC	90,399.99
51767714	02/01/2024	Ro Health, Inc.	38,572.62
51767715	02/01/2024	Sonja Biggs Educational Services, Inc.	7,020.00
51767716	02/01/2024	S.W. School Supply	333.07
51767717	02/01/2024	Shining Star Foundation dba Star Academy	2,658.66
51767718	02/01/2024	The Stepping Stones Group	4,972.99
51767719	02/01/2024	UC Regents	9,650.00
51767720	02/01/2024	WorkForce Software, LLC	2,812.50
51767721	02/01/2024	Amazon Capital Services, Inc.	439.63
51767722	02/01/2024	California Department of Education	1,490.65
51767723	02/01/2024	Crisis Prevention Institute Inc.	400.00
51767724	02/01/2024	California School Board Association - CSB (6744)	7,420.00
51767725	02/01/2024	Document Tracking Services	4,700.00
51767726	02/01/2024	Eichler Associates, Inc.	3,840.00
51767727	02/01/2024	Lakeshore Learning Materials, LLC	2,377.41
51767728	02/01/2024	Toolbox Project PBLLC	33,329.76
51767729	02/01/2024	Ro Health, Inc.	112,821.21
51767730	02/01/2024	School Specialty, LLC	25.47
51767731	02/01/2024	S.W. School Supply	429.16
51767732	02/01/2024	Springstone School	5,920.00
51767733	02/01/2024	Foley, Stacey	3,888.89
51767734	02/01/2024	US Bank Corporate Payment System	2,426.90
51767735	02/01/2024	Wellspring Educational Services	20,982.00
51768236	02/02/2024	###Lisa Merritt	204.36
51768237	02/02/2024	24-7 UK Soccer Academy	9,750.00
51768238	02/02/2024	Alameda Family Services	94,913.13
51768239	02/02/2024	Alison Pentland	6,162.00
51768240	02/02/2024	Everdriven Technologies, LLC	3,702.62
51768241	02/02/2024	Amazon Capital Services, Inc.	1,470.55
51768242	02/02/2024	Bay Alarm	253.09

The preceding Checks have been issued in accordance with the District's Policy and authorization of the Board of Trustees. It is recommended that the preceding Checks be approved.

 ERP for California

Page 2 of 13

Checks Dated 02/01/2024 through 02/13/2024

Board Meeting Date 2/27/24

Check Number	Check Date	Pay to the Order of	Check Amount
51768243	02/02/2024	Bayhill High School Attn: Lydia Stacey	9,180.00
51768244	02/02/2024	Blick Art Materials LLC	101.00
51768245	02/02/2024	Broadway Licensing LLC	950.00
		Unpaid Tax	32.25
		Expensed Amount	982.25
51768246	02/02/2024	de la Barrera Calderon, Ximena	3,111.00
51768247	02/02/2024	Ed Files, Inc.	303.00
51768248	02/02/2024	Independent Living Aids, LLC	72.49
		Unpaid Tax	7.79
		Expensed Amount	80.28
51768249	02/02/2024	Maria L. Collins	350.00
51768250	02/02/2024	ODP Business Solutions LLC	1,108.05
51768251	02/02/2024	Olsen, Kellie J.	3,888.88
51768252	02/02/2024	Red Tie Printing Inc.	321.16
51768253	02/02/2024	Ro Health, Inc.	24,369.22
51768254	02/02/2024	School Specialty, LLC	100.16
51768255	02/02/2024	S.W. School Supply	346.43
51768256	02/02/2024	Theatrical Rights Worldwide LLC	2,660.00
51768257	02/02/2024	WEX Bank	621.83
51769858	02/06/2024	### Christian Denny	45.56
51769859	02/06/2024	###Danielle and Izelle Poole	110.17
51769860	02/06/2024	##Donery Wong and Annie Chen	95.68
51769861	02/06/2024	###Maria Carreno	128.64
51769862	02/06/2024	##Kristina McCauley	641.59
51769863	02/06/2024	##Patrick Long	150.00
51769864	02/06/2024	##Sandy Perdigueria	31.89
51769865	02/06/2024	360 Degree Customer, Inc	9,594.48
51769866	02/06/2024	Alameda Community Learning Center (ACLC)	123,059.00
51769867	02/06/2024	ACSIG dental	111,443.90
51769868	02/06/2024	ACSIG	16,416.25
51769869	02/06/2024	Alameda Auto Lab	3,287.08
51769870	02/06/2024	Amazon Capital Services, Inc.	992.21
51769871	02/06/2024	American Harlequin Corp	4,544.97
51769872	02/06/2024	Academy Of Alameda Middle School	188,067.00
51769873	02/06/2024	Bayhill High School Attn: Lydia Stacey	4,590.00
51769874	02/06/2024	City of Alameda AFD Preventive Services	2,481.15
51769875	02/06/2024	Community Learning Center Schools Inc (NEA)	160,540.00
51769876	02/06/2024	Gachina Landscape Management	4,844.00
51769877	02/06/2024	Howard Industries, Inc. dba Howard Technology Solutions	2,266.12
51769878	02/06/2024	IncWorx Inc	2,250.00
51769879	02/06/2024	Insect Lore Products Inc	70.86
51769880	02/06/2024	The (K)now Clinic	4,050.00
51769881	02/06/2024	Matt Huxley Leadership Consulting	937.50
51769882	02/06/2024	Monoprice, Inc.	51.85
51769883	02/06/2024	ODP Business Solutions LLC	158.05
51769884	02/06/2024	Quadient Leasing USA Inc	173.63
51769885	02/06/2024	Ro Health, Inc.	605.22
51769886	02/06/2024	STAC Physical Therapy Emery	16,320.00

The preceding Checks have been issued in accordance with the District's Policy and authorization of the Board of Trustees. It is recommended that the preceding Checks be approved.

 ERP for California


Page 3 of 13

Checks Dated 02/01/2024 through 02/13/2024

Board Meeting Date 2/27/24

Check Number	Check Date	Pay to the Order of	Check Amount
51769887	02/06/2024	Shining Star Foundation dba Star Academy	17,003.86
51769888	02/06/2024	Sysco Food Serv of SF Inc	1,748.01
51769889	02/06/2024	U.S. Bank Equipment Finance	7,097.07
51769890	02/06/2024	US Bank Corporate Payment System	32,226.21
51770068	02/07/2024	David Pascoe	50.00
51770069	02/07/2024	Ashworth, Erin	30.69
51770070	02/07/2024	Khalil, Humera	217.37
51770071	02/07/2024	Khan, Shariq U	144.77
51770072	02/07/2024	Traiger, Stephen	28.97
51770073	02/07/2024	Barthes, Christophe	36.18
51770074	02/07/2024	Lue-Melero, Lori J	34.97
51770075	02/07/2024	Krueger, Danielle R	41.43
51770076	02/07/2024	Lym, Gary K	123.60
51770077	02/07/2024	Garcia, Alberto T	134.74
51770078	02/07/2024	Leshefsky, Allison B	88.91
51770079	02/07/2024	Lee, Hua Jung	32.35
51770080	02/07/2024	Cruz, Virgilio	24.46
51770081	02/07/2024	Chonel, Steve	128.27
51770082	02/07/2024	Pham, Jimmy	19.77
51770083	02/07/2024	Lau, Martin	24.38
51770084	02/07/2024	Morishige, Warren T	364.09
51770085	02/07/2024	Pollard, Edward J	19.85
51770086	02/07/2024	Langlois, Jennifer M	60.30
51770087	02/07/2024	Wahner, Jorge	29.37
51770088	02/07/2024	##Caroline Brossard	36.45
51770089	02/07/2024	###Danielle and Izelle Poole	1,000.00
51770090	02/07/2024	###Elaine Liu	75.17
51770091	02/07/2024	###Jennifer and Fred Whatley	2,475.00
51770092	02/07/2024	###Liya Abebe	48.24
51770093	02/07/2024	##Sandy Perdiguerra	23.84
51770094	02/07/2024	ACI-Alameda County Industries	20,472.58
51770095	02/07/2024	Acme Pacific Repairs, Inc	1,205.46
51770096	02/07/2024	Alameda Auto Lab	3,988.64
51770097	02/07/2024	Alameda Electrical Dist Inc.	245.07
51770098	02/07/2024	Amazon Capital Services, Inc.	279.27
51770099	02/07/2024	AMS.NET Inc	2,854.49
51770100	02/07/2024	Anixter Inc.	11,765.89
51770101	02/07/2024	Academy Of Alameda Middle School	25,891.90
51770102	02/07/2024	Apodaca Mechanical & Consulting Inc	1,751.45
51770103	02/07/2024	B & H Photo Video	1,265.47
51770104	02/07/2024	Bimbo Bakeries USA	1,396.42
51770105	02/07/2024	CDW Government Inc.	778.26
51770106	02/07/2024	Danielsen Company	6,163.48
51770107	02/07/2024	Domino's Pizza	19,296.00
51770108	02/07/2024	Economy Lumber Co	19.06
51770109	02/07/2024	Gachina Landscape Management	972.00
51770110	02/07/2024	General Produce Ca., LTD	7,645.00
51770111	02/07/2024	Gold Star Foods	20,366.10
51770112	02/07/2024	Grainger Inc	283.38

The preceding Checks have been issued in accordance with the District's Policy and authorization of the Board of Trustees. It is recommended that the preceding Checks be approved.

 ERP for California


Page 4 of 13

Checks Dated 02/01/2024 through 02/13/2024

Board Meeting Date 2/27/24

Check Number	Check Date	Pay to the Order of	Check Amount
51770113	02/07/2024	Kelly-Moore Paint Company	109.51
51770114	02/07/2024	K2M Consultants	1,110.00
51770115	02/07/2024	Lincoln Aquatics	2,961.36
51770116	02/07/2024	North American Fence & Railing	4,999.65
51770117	02/07/2024	ODP Business Solutions LLC	1,232.85
51770118	02/07/2024	Rexel USA, Inc, dba Gexpro	121.72
51770119	02/07/2024	Sherwin Williams	1,066.52
51770120	02/07/2024	Smiths Gopher Trapping Service	1,258.00
51770121	02/07/2024	Shining Star Foundation dba Star Academy	9,125.60
51770122	02/07/2024	The Glass Man and Sons	522.42
51770123	02/07/2024	Western Waterproofing Co Inc.	23,582.38
51770882	02/08/2024	Furuichi Fong, Kristin M	70.75
51770883	02/08/2024	Tarver, Miles	2,979.02
51770884	02/08/2024	Tarver, Mitchell	1,601.45
51770885	02/08/2024	Everdriven Technologies, LLC	3,633.65
51770886	02/08/2024	Amazon Capital Services, Inc.	1,062.47
51770887	02/08/2024	AMS.NET Inc	2,799.66
51770888	02/08/2024	Chefs Toys LLC	477.33
51770889	02/08/2024	E.L. Achieve, Inc.	6,841.70
51770890	02/08/2024	EdTheory, LLC	3,008.00
51770891	02/08/2024	Grainger Inc	937.90
51770892	02/08/2024	Johnson Controls Fire Protect	8,905.62
51770893	02/08/2024	Lexia Learning Systems LLC	3,300.00
51770894	02/08/2024	National Construction Rentals	234.00
51770895	02/08/2024	O'Reilly Auto Parts	89.96
51770896	02/08/2024	ODP Business Solutions LLC	373.81
51770897	02/08/2024	Peripole, Inc.	539.74
51770898	02/08/2024	Ro Health, Inc.	19,788.42
51770899	02/08/2024	EPS Operations LLC	834.08
51770900	02/08/2024	S.W. School Supply	259.82
51770901	02/08/2024	Shining Star Foundation dba Star Academy	10,423.66
51770902	02/08/2024	Superior Text	771.65
51771311	02/09/2024	Aaron Tam	474.00
51771312	02/09/2024	California Autism Foundation dba A Better Chance School	9,282.00
51771313	02/09/2024	Amazon Capital Services, Inc.	103.89
51771314	02/09/2024	Children's Health Council	8,594.00
51771315	02/09/2024	Crystal Creamery	21,161.75
51771316	02/09/2024	EBMUD	25,929.53
51771317	02/09/2024	Greenacre Homes Inc.	20,588.46
51771318	02/09/2024	Interpreters Unlimited	250.00
51771319	02/09/2024	Miller Pacific Engineering Group	4,700.00
51771320	02/09/2024	ODP Business Solutions LLC	61.69
51771321	02/09/2024	Panaguiton Construction Inspection LLC	27,000.00
51771322	02/09/2024	Phillips Academy	6,819.72
51771323	02/09/2024	Quattrocchi Kwok Architects, Inc.	825,270.09
51771324	02/09/2024	Ro Health, Inc.	4,114.00
51771325	02/09/2024	SomaStream Interactive	13,500.00
51771326	02/09/2024	The Education Team	1,362.46
51771327	02/09/2024	Recycle Away LLC	10,886.45

The preceding Checks have been issued in accordance with the District's Policy and authorization of the Board of Trustees. It is recommended that the preceding Checks be approved.

 ERP for California


Page 5 of 13

Checks Dated 02/01/2024 through 02/13/2024

Board Meeting Date 2/27/24

Check Number	Check Date	Pay to the Order of	Check Amount
51771328	02/09/2024	WEX Bank	955.49
51771329	02/09/2024	WEX Bank	115.11
51771809	02/12/2024	Adalgisa Harris	62.90
51771810	02/12/2024	Alvin Hockenhull	113.80
51771811	02/12/2024	Andrea Hardman	81.70
51771812	02/12/2024	Andrea L. Duncan	147.80
51771813	02/12/2024	Ann Esparza	147.80
51771814	02/12/2024	Ann Williams	62.90
51771815	02/12/2024	Anna H.Y. Chang	62.90
51771816	02/12/2024	Anna M. Wall	81.70
51771817	02/12/2024	Anne W Eisenmann	147.80
51771818	02/12/2024	Annunziata Galli	113.80
51771819	02/12/2024	Anthony Calamonaci	62.90
51771820	02/12/2024	Arlene A. Goodwin	81.70
51771821	02/12/2024	Arlene Hoshi	81.70
51771822	02/12/2024	Armen E Phelps	212.60
51771823	02/12/2024	Arthur Kurrasch	147.80
51771824	02/12/2024	Babs Freitas	62.90
51771825	02/12/2024	Barbara Beck	81.70
51771826	02/12/2024	Barbara J Chernock	113.80
51771827	02/12/2024	Barbara Munkres	81.70
51771828	02/12/2024	Barbara Taforo	81.70
51771829	02/12/2024	Barry Anderson	147.80
51771830	02/12/2024	Basia Wright	62.90
51771831	02/12/2024	Beatriz Cortez	62.90
51771832	02/12/2024	Belinda H. Dumlaio	81.70
51771833	02/12/2024	Belinda K Hord	63.06
51771834	02/12/2024	Bernice J. Smith	81.40
51771835	02/12/2024	Betsy Wildenradt	147.80
51771836	02/12/2024	Betty Ann Stanley	81.70
51771837	02/12/2024	Betty J. Ruark	81.70
51771838	02/12/2024	Birgit Hoffmeister	147.80
51771839	02/12/2024	Bivens Lovest Jr.	62.90
51771840	02/12/2024	Blanca Bell	62.90
51771841	02/12/2024	Bonnie Volk	147.80
51771842	02/12/2024	Brenda P. Gast	62.90
51771843	02/12/2024	Brian Landers	147.80
51771844	02/12/2024	Brian Wilson	81.70
51771845	02/12/2024	Candace Gutleben	147.80
51771846	02/12/2024	Candie Krasky	62.90
51771847	02/12/2024	Carlos Zialcita	147.80
51771848	02/12/2024	Carmel Zimmerman	81.70
51771849	02/12/2024	Carmen Catherall	113.80
51771850	02/12/2024	Carol A. Long	62.90
51771851	02/12/2024	Carolyn Lurie	81.70
51771852	02/12/2024	Catherine Fong	212.60
51771853	02/12/2024	Cathy Calais	113.80
51771854	02/12/2024	Cecelia Pereira	81.70
51771855	02/12/2024	Celeste Connor	147.80

The preceding Checks have been issued in accordance with the District's Policy and authorization of the Board of Trustees. It is recommended that the preceding Checks be approved.

 ERP for California


Page 6 of 13

Checks Dated 02/01/2024 through 02/13/2024

Board Meeting Date 2/27/24

Check Number	Check Date	Pay to the Order of	Check Amount
51771856	02/12/2024	Charlene Milgrim	147.80
51771857	02/12/2024	Charles Sullivan	147.80
51771858	02/12/2024	Christine L Golden	81.70
51771859	02/12/2024	Christine L Janvier	163.60
51771860	02/12/2024	Christopher Carman	212.60
51771861	02/12/2024	Christopher Cooper	81.70
51771862	02/12/2024	Cindy L Frankel	147.80
51771863	02/12/2024	Clare C. Porter	81.70
51771864	02/12/2024	Clare Lufkin	147.80
51771865	02/12/2024	Claude H. Kanemori	113.80
51771866	02/12/2024	Claudia Cate	147.80
51771867	02/12/2024	Constance D'Ambrosio	147.80
51771868	02/12/2024	Craig A Friedman	81.70
51771869	02/12/2024	Cynthia Cooper	62.90 *
Cancelled on 02/13/2024			
51771870	02/12/2024	Cynthia Larsen	113.80
51771871	02/12/2024	Cynthia Zecher	62.90
51771872	02/12/2024	Dan M. Palley	62.90
51771873	02/12/2024	Daniel Chambers	81.70
51771874	02/12/2024	Daniel Salsbury	81.40
51771875	02/12/2024	Danielle Ullendorff	147.80
51771876	02/12/2024	Darleen B. Sherman	147.80
51771877	02/12/2024	David A. Shearard	147.80
51771878	02/12/2024	David Dierking	113.80
51771879	02/12/2024	David M. Fairfield	147.80
51771880	02/12/2024	Dawna Watty	81.70
51771881	02/12/2024	Deann Robinson	146.20
51771882	02/12/2024	Debra Cummins	62.90
51771883	02/12/2024	Dell H. Martin	147.40
51771884	02/12/2024	Denise M Ratto-Mina	147.80
51771885	02/12/2024	Diana M. Chambers	113.80
51771886	02/12/2024	Diane Alexander	62.90
51771887	02/12/2024	Diane M. Montgomery	147.80
51771888	02/12/2024	Dianne M. Richmond	62.90
51771889	02/12/2024	Don Hernandez	62.90
51771890	02/12/2024	Donna Bernadou	170.42
51771891	02/12/2024	Dorine L. Montez	147.80
51771892	02/12/2024	Dorren Yip	72.25
51771893	02/12/2024	Dorthy Dowell-Wiggins	165.20
51771894	02/12/2024	Eileen Mooningham	113.80
51771895	02/12/2024	Elizabeth Gentile	81.70
51771896	02/12/2024	Elizabeth S Kowal	147.80
51771897	02/12/2024	Ella Estes	62.90
51771898	02/12/2024	Ellen Mulholland	81.70
51771899	02/12/2024	Ellen Rachel Hanson	62.90
51771900	02/12/2024	Eric Delos Santos	62.90
51771901	02/12/2024	Ernest P. Poggi	62.90
51771902	02/12/2024	Feroozeh Ansari	113.80
51771903	02/12/2024	Frances Winberg	81.70

The preceding Checks have been issued in accordance with the District's Policy and authorization of the Board of Trustees. It is recommended that the preceding Checks be approved.

 ERP for California

Page 7 of 13

Checks Dated 02/01/2024 through 02/13/2024

Board Meeting Date 2/27/24

Check Number	Check Date	Pay to the Order of	Check Amount
51771904	02/12/2024	Frank J. Welsh	81.70
51771905	02/12/2024	Frederick Chacon	81.70
51771906	02/12/2024	Geraldine R Sanchez	113.80
51771907	02/12/2024	Gilbert Cho	147.80
51771908	02/12/2024	Grace Haid	81.74
51771909	02/12/2024	Gregory Hunter	113.80
51771910	02/12/2024	Gwendolyn Knox	62.90
51771911	02/12/2024	Harlean L'Engle	147.80
51771912	02/12/2024	Helen Chu-Hirschberg	81.70
51771913	02/12/2024	Helen Raphael	147.80
51771914	02/12/2024	Helen Stevens Greenwood	81.70
51771915	02/12/2024	Indiah M Chandler	62.90
51771916	02/12/2024	Ivan E Kahane	147.80
51771917	02/12/2024	Jacqueline T. James	81.70
51771918	02/12/2024	Jacqueline Myovich	147.80
51771919	02/12/2024	Jacquelyn N. Falletti	113.80
51771920	02/12/2024	James Cooper	81.70
51771921	02/12/2024	James Paul Peters	81.70
51771922	02/12/2024	James S Saunders	147.80
51771923	02/12/2024	James Venable	81.70
51771924	02/12/2024	Janalisa Thornton	62.90
51771925	02/12/2024	Jane Q. Lee	147.80
51771926	02/12/2024	Janet Copeland	81.70
51771927	02/12/2024	Janet Rosa	81.70
51771928	02/12/2024	Janice Quan	81.70
51771929	02/12/2024	Javier Rivera	113.80
51771930	02/12/2024	Jean Louise Rubin	81.70
51771931	02/12/2024	Jeannette K Salcines	81.70
51771932	02/12/2024	Jeannette M Frechou	81.70
51771933	02/12/2024	Jeffery Knoth	113.80
51771934	02/12/2024	Jeffrey R. Smith	81.70
51771935	02/12/2024	Jeni Marr	147.80
51771936	02/12/2024	Jerol Cvecko	81.70
51771937	02/12/2024	Jerome Thomas	62.90
51771938	02/12/2024	Jerry Cormack	81.70
51771939	02/12/2024	Jill Walker	81.70
51771940	02/12/2024	Jo Ann Milne	62.90
51771941	02/12/2024	Jo Fetterly	62.90
51771942	02/12/2024	Joan M Coffey-Caton	81.70
51771943	02/12/2024	Joan Stenson	81.70
51771944	02/12/2024	Joanne Garchar	62.90
51771945	02/12/2024	Joanne Murphy	81.70
51771946	02/12/2024	John Journeay	147.80
51771947	02/12/2024	John Nolan	81.70
51771948	02/12/2024	John S. Potter	81.70
51771949	02/12/2024	John Veasy	62.90
51771950	02/12/2024	Joni Reynolds	147.80
51771951	02/12/2024	Jose A. Nunez	163.60
51771952	02/12/2024	Jose Ch. Rodriguez	113.80

The preceding Checks have been issued in accordance with the District's Policy and authorization of the Board of Trustees. It is recommended that the preceding Checks be approved.

 ERP for California


Page 8 of 13

Checks Dated 02/01/2024 through 02/13/2024

Board Meeting Date 2/27/24

Check Number	Check Date	Pay to the Order of	Check Amount
51771953	02/12/2024	Joselito Rodriguez	62.90
51771954	02/12/2024	Josephine Leo	62.90
51771955	02/12/2024	Josephine Ybarra	81.70
51771956	02/12/2024	Joy Dean	49.90
51771957	02/12/2024	Judith Ann Llamas	123.15
51771958	02/12/2024	Judith Goodwin	49.90
51771959	02/12/2024	Judith Planchon	147.80
51771960	02/12/2024	Judith R. Simmons	147.80
51771961	02/12/2024	Judy Oda	147.80
51771962	02/12/2024	Judy Quan Wei	147.80
51771963	02/12/2024	Judy Solomon	92.90 *
Cancelled on 02/13/2024			
51771964	02/12/2024	Julie A Williams	81.70
51771965	02/12/2024	Karen Brown	147.80
51771966	02/12/2024	Karen L. Peterson	62.90
51771967	02/12/2024	Karen S Keegan	113.80
51771968	02/12/2024	Katherine Arnerich	81.70
51771969	02/12/2024	Kathleen Macy	62.90
51771970	02/12/2024	Kathleen Young	62.90
51771971	02/12/2024	Kathryn Burigsay	81.70
51771972	02/12/2024	Kathryn Kelly	147.80
51771973	02/12/2024	Kathryn N. Manalo	147.80
51771974	02/12/2024	Katrina J Staten	81.70
51771975	02/12/2024	Kimberly Kennedy	81.70
51771976	02/12/2024	Kristi L. Hanelt	147.80
51771977	02/12/2024	Kristin M Sagen	62.90
51771978	02/12/2024	Larry Carpenter	81.70
51771979	02/12/2024	Laura Garcia Lopez	212.60
51771980	02/12/2024	Laura L Sangalli	147.80
51771981	02/12/2024	Lauresa Baker	81.70
51771982	02/12/2024	Lee A Holm	81.70
51771983	02/12/2024	Leni L. Von Blanckensee	113.80
51771984	02/12/2024	Leslie Jones	147.80
51771985	02/12/2024	Linda Morrison	147.80
51771986	02/12/2024	Linda Oronos	62.90
51771987	02/12/2024	Linda Saali	62.90
51771988	02/12/2024	Linda Yarbrough	147.80
51771989	02/12/2024	Lisa Harding	81.70
51771990	02/12/2024	Loretta E Holt	81.70
51771991	02/12/2024	Lori Oducayen	147.80
51771992	02/12/2024	Lorna E. Steel	62.90
51771993	02/12/2024	Lorraine Hand	81.70
51771994	02/12/2024	Louise May Hustace	62.90
51771995	02/12/2024	Lynda L. Stansberry	81.70
51771996	02/12/2024	Lynn H. Perata	147.80
51771997	02/12/2024	M. Antonieta D'Costa	113.80
51771998	02/12/2024	M. Juliette Apel	210.15
51771999	02/12/2024	Marcia L. Cooper	147.80
51772000	02/12/2024	Marcia Roper	113.80

The preceding Checks have been issued in accordance with the District's Policy and authorization of the Board of Trustees. It is recommended that the preceding Checks be approved.

 ERP for California

Page 9 of 13

Checks Dated 02/01/2024 through 02/13/2024

Board Meeting Date 2/27/24

Check Number	Check Date	Pay to the Order of	Check Amount
51772001	02/12/2024	Margaret M. Souza	81.70
51772002	02/12/2024	Maria G. Garcia	113.80
51772003	02/12/2024	Maria R. Sanchez	81.70
51772004	02/12/2024	Marian Borelli	81.70
51772005	02/12/2024	Marian Butcher	81.70
51772006	02/12/2024	Marianne Harms	113.80
51772007	02/12/2024	Marilyn Ishida-Lew	147.80
51772008	02/12/2024	Marjorie Murray	81.70
51772009	02/12/2024	Marjorie V Sherratt	62.90
51772010	02/12/2024	Marlene L. Grcevich	147.80
51772011	02/12/2024	Marlynn Kaake	81.70
51772012	02/12/2024	Martin Garchar	62.90
51772013	02/12/2024	Martin Gross	147.80
51772014	02/12/2024	Mary Ann Cates	113.40
51772015	02/12/2024	Mary Butler	81.70
51772016	02/12/2024	Mary Dierking	147.80
51772017	02/12/2024	Mary F Song Feehan	81.70
51772018	02/12/2024	Mary Hallford	62.90
51772019	02/12/2024	Mary Kathy Krentz-Kennedy	81.70
51772020	02/12/2024	Mary L Sullivan	81.70
51772021	02/12/2024	Mary Michaelides	113.80
51772022	02/12/2024	Mary Sofatzis	62.90
51772023	02/12/2024	Melvin L. Lew	147.80
51772024	02/12/2024	Merilee Piziali	113.80
51772025	02/12/2024	Michael Carlson	147.80
51772026	02/12/2024	Michael Easterday	147.80
51772027	02/12/2024	Michael P Wharton	62.90
51772028	02/12/2024	Michael Preminger	81.70
51772029	02/12/2024	Michele Silsdorf	147.80
51772030	02/12/2024	Miriam Barrios-Chacon	147.80
51772031	02/12/2024	Myrna Graulich	147.80
51772032	02/12/2024	Nancy Ely	81.70
51772033	02/12/2024	Nancy J Kellar	81.70
51772034	02/12/2024	Nancy Sabbatini	147.80
51772035	02/12/2024	Nanette Stewart	147.80
51772036	02/12/2024	Nicholas O'Donnell	62.90
51772037	02/12/2024	Noreen McKenna	62.90
51772038	02/12/2024	Norma D. De La Cruz	113.80
51772039	02/12/2024	Norma J. Zamzow	81.70
51772040	02/12/2024	Norma Ross	113.80
51772041	02/12/2024	Pamela Curtis	81.70
51772042	02/12/2024	Pamela J Fabela	62.90
51772043	02/12/2024	Pamela R. Stevenson	81.70
51772044	02/12/2024	Patricia A Garcia	147.80
51772045	02/12/2024	Patricia E. Minar	81.70
51772046	02/12/2024	Patricia I. Cummings	62.90
51772047	02/12/2024	Patricia Kocher	81.70
51772048	02/12/2024	Patricia Lopez	81.70
51772049	02/12/2024	Patricia Newman	81.70

The preceding Checks have been issued in accordance with the District's Policy and authorization of the Board of Trustees. It is recommended that the preceding Checks be approved.

Checks Dated 02/01/2024 through 02/13/2024

Board Meeting Date 2/27/24

Check Number	Check Date	Pay to the Order of	Check Amount
51772050	02/12/2024	Patrick Baggett	147.80
51772051	02/12/2024	Paul C. Edmiston	147.80
51772052	02/12/2024	Paula Biber	81.70
51772053	02/12/2024	Pauline Stahl	147.80
51772054	02/12/2024	Peter L. W. Ho	113.80
51772055	02/12/2024	Phyllis A. Langton	113.80
51772056	02/12/2024	Priscilla A Oransky	62.90
51772057	02/12/2024	Purita Lim	113.80
51772058	02/12/2024	Rachel Stern	81.70
51772059	02/12/2024	Raylene O Sims	81.70
51772060	02/12/2024	Raymond Sheriff	113.80
51772061	02/12/2024	Reena L. Dalie	113.80
51772062	02/12/2024	Richard Aguirre	81.70
51772063	02/12/2024	Richard J. Harris	147.80
51772064	02/12/2024	Richard/Mary Gamble	147.80
51772065	02/12/2024	Rina Austin	113.80
51772066	02/12/2024	Robert A. Gordon	62.90
51772067	02/12/2024	Robert C. Reeves	147.80
51772068	02/12/2024	Robert DeLuca	113.80
51772069	02/12/2024	Robert M Smith	62.91
51772070	02/12/2024	Robert McKean	117.60
51772071	02/12/2024	Robert Stein	81.70
51772072	02/12/2024	Robert Van Herk	49.90
51772073	02/12/2024	Robert W. Rodd	147.80
51772074	02/12/2024	Robin E. Emory	81.70
51772075	02/12/2024	Roleen A Silva	62.90
51772076	02/12/2024	Rosa Maria Carreon	62.90
51772077	02/12/2024	Rosemarie Jackson	147.80
51772078	02/12/2024	Roslyn T. Hernandez	147.80
51772079	02/12/2024	Roxanne Clement	147.80
51772080	02/12/2024	Roxanne R. LeBlanc	81.70
51772081	02/12/2024	Sally Damsen	147.80
51772082	02/12/2024	Sandra Amstutz	163.40
51772083	02/12/2024	Sandra Carter	81.70
51772084	02/12/2024	Sandra Gerstel	147.80
51772085	02/12/2024	Sandra Slauson	113.80
51772086	02/12/2024	Scott A Mathieson	147.80
51772087	02/12/2024	Sharmaine Moody	147.80
51772088	02/12/2024	Sharon Brunetti	147.80
51772089	02/12/2024	Sharon Sherak	113.80
51772090	02/12/2024	Shauna Mack	147.80
51772091	02/12/2024	Shirley Badders	81.70
51772092	02/12/2024	Solveiga Rekte	147.80
51772093	02/12/2024	Stephanie Brooks	62.90
51772094	02/12/2024	Stephen Kucharski	147.80
51772095	02/12/2024	Steven Semore	62.90
51772096	02/12/2024	SuAnn Lee-Chin	212.60
51772097	02/12/2024	Susan A. Tremain	81.70
51772098	02/12/2024	Susan C Erdmann	81.70

The preceding Checks have been issued in accordance with the District's Policy and authorization of the Board of Trustees. It is recommended that the preceding Checks be approved.

Checks Dated 02/01/2024 through 02/13/2024

Board Meeting Date 2/27/24

Check Number	Check Date	Pay to the Order of	Check Amount
51772099	02/12/2024	Susan E. Gill	81.70
51772100	02/12/2024	Susan H. Johnson	81.70
51772101	02/12/2024	Susan Jones	62.90
51772102	02/12/2024	Susan L Jacoli	147.80
51772103	02/12/2024	Susan M. Kelso	81.70
51772104	02/12/2024	Susan McAllister	81.70
51772105	02/12/2024	Susan McMahon	113.80
51772106	02/12/2024	Susanne T. Sharpnack	147.80
51772107	02/12/2024	Suzanne Bryant	81.70
51772108	02/12/2024	Suzanne Mathieson	147.80
51772109	02/12/2024	Teresa Pinol	113.80
51772110	02/12/2024	Teri Suzuki	81.70
51772111	02/12/2024	Terri A Cooley	113.80
51772112	02/12/2024	Terri Elkin	62.90
51772113	02/12/2024	Terrill Olsen	81.70
51772114	02/12/2024	Terry Klaus	81.70
51772115	02/12/2024	Theresa L Macbeth	81.70
51772116	02/12/2024	Theresa Tenorio	113.80
51772117	02/12/2024	Thomas Kyle	81.70
51772118	02/12/2024	Timothy Hardin	147.80
51772119	02/12/2024	Tracy Allegrotti	49.90
51772120	02/12/2024	Vadette Goulet	98.25
51772121	02/12/2024	Vickie G. Newton	147.80
51772122	02/12/2024	Victoria Bradfield	81.70
51772123	02/12/2024	Victoria Forrester	163.60
51772124	02/12/2024	Warren J Haber	212.60
51772125	02/12/2024	Wayna Barrett-Tafoya	62.90
51772126	02/12/2024	Wendy A Mariani	113.80
51772127	02/12/2024	Willard C. Taylor	81.70
51772128	02/12/2024	Yin Lau	113.80
51772129	02/12/2024	Zahera Ali	147.80
51772130	02/12/2024	Mt. Diablo Athletics/Wrestling /Attn: Andy Huynh	250.00
51772131	02/12/2024	AHS Revolving Fund	59.83
51772132	02/12/2024	Amazon Capital Services, Inc.	1,741.84
51772133	02/12/2024	Apodaca Mechanical & Consulting Inc	7,030.00
51772134	02/12/2024	Bay City Mechanical Service	2,771.00
51772135	02/12/2024	Bimbo Bakeries USA	1,307.65
51772136	02/12/2024	Crystal Creamery	4,074.29
51772137	02/12/2024	General Produce Ca., LTD	682.80
51772138	02/12/2024	Girls Incorporated of the Island City	25,000.00
51772139	02/12/2024	Gold Star Foods	16,706.59
51772140	02/12/2024	inquirED	23,740.58
51772141	02/12/2024	Interpreters Unlimited	800.00
51772142	02/12/2024	Jake Beales	2,190.00
51772143	02/12/2024	Juvo Autism+ Behavioral Health Services	21,472.00
51772144	02/12/2024	Kyles Assessments LLC	25,000.00
51772145	02/12/2024	Lozano Smith, LLP	125.00
51772146	02/12/2024	Mountain Valley Child and Family Services, Inc.	15,258.30
51772147	02/12/2024	ODP Business Solutions LLC	54.27

The preceding Checks have been issued in accordance with the District's Policy and authorization of the Board of Trustees. It is recommended that the preceding Checks be approved.

 ERP for California

Page 12 of 13

Checks Dated 02/01/2024 through 02/13/2024

Board Meeting Date 2/27/24

Check Number	Check Date	Pay to the Order of	Check Amount
51772148	02/12/2024	Spectrum Center Inc	4,145.19
51772149	02/12/2024	The Avalon Academy	28,353.00
51772150	02/12/2024	##Vanaman German LLP	8,000.00
51772353	02/13/2024	Andrew J. Washington dba AdvanceConstruction Inspection	9,720.00
51772354	02/13/2024	Amazon Capital Services, Inc.	83.68
51772355	02/13/2024	American Soils & Stone	622.44
51772356	02/13/2024	Bimbo Bakeries USA	941.58
51772357	02/13/2024	Danielsen Company	9,991.54
51772358	02/13/2024	General Produce Ca., LTD	4,136.70
51772359	02/13/2024	Howard Industries, Inc. dba Howard Technology Solutions	5,415.68
51772360	02/13/2024	Imperial Dade West Coast	1,907.31
51772361	02/13/2024	IMUNA ATTN: Controller	15,725.83
51772362	02/13/2024	ODP Business Solutions LLC	732.19
51772363	02/13/2024	Ro Health, Inc.	70,038.43
51772364	02/13/2024	Silicon Valley Mathematics Initiative	6,900.00
51772365	02/13/2024	Sysco Food Serv of SF Inc	1,980.60
51772366	02/13/2024	TRiGroup, Inc.	11,254.85
Total Number of Checks			598
			3,382,017.85

	Count	Amount
Cancel	2	155.80
Net Issue		3,381,862.05

Fund Recap

Fund	Description	Check Count	Expensed Amount
01	General Fund/County School Ser	552	2,249,548.09
11	Adult Education Fund	6	1,122.46
13	Cafeteria Special Revenue Fund	33	182,529.15
21	Building Fund	8	939,904.09
25	Capital Facilities Fund	2	5,654.15
40	Special Reserve Fund for Capit	2	3,144.15
Total Number of Checks		596	3,381,902.09
Less Unpaid Tax Liability			40.04
Net (Check Amount)			3,381,862.05

The preceding Checks have been issued in accordance with the District's Policy and authorization of the Board of Trustees. It is recommended that the preceding Checks be approved.

ALAMEDA UNIFIED SCHOOL DISTRICT
BOARD AGENDA ITEM

Item Title: Approval of Facilities Bond Measure I and Measure B Contracts (Standing Item)

Item Type: Consent

Background: Alameda voters approved Facilities Bond Measure I in November 2014 and approved Facilities Bond Measure B in June 2022.

As the bond schedules dictate, various contracts will come before the Board for approval. Contracts may include construction bid contracts, architectural services contract addenda, specialists/consultants agreements, etc. Staff has created a standing board item to keep the contracts for Measure I and Measure B separate from the approval of other district contracts.

1. (Fund 21 – Measure B) Commercial Alarm Installation and Services Agreement between AUSD and Bay Alarm Company for an installation charge of \$19,999.00 and a monthly service charge of \$245.00 for 50 months with a total not to exceed \$32,249.00. (Temporary Campus)
2. (Fund 21 – Measure B) Professional Services Agreement between AUSD and Brelje & Race Consulting Engineers for a proposed fee of \$4,500.00. (Encinal Storm Drain)
3. (Fund 21 – Measure B) Professional Services Agreement between AUSD and Brelje & Race Consulting Engineers for a proposed fee of \$13,000.00. (Encinal CEQA)
4. (Fund 21 – Measure B) Professional Services Agreement between AUSD and Miller Pacific Engineering Group for a proposed cost of \$69,000.00 for Phase 1 and an estimated cost of \$9,000.00 for Phase 2. (Otis Elementary)
5. (Fund 21 – Measure B) Professional Services Agreement between AUSD and Miller Pacific Engineering for a proposed fee of \$56,000.00. (Temporary Campus)

AUSD LCAP Goals: 4. Ensure that all students have access to basic services.

Fund Codes: 21 Building – Bond Fund

Fiscal Analysis

Amount (Savings) (Cost): See attached contract(s) for detailed expenditures.

Recommendation: Approve as submitted.

AUSD Guiding Principle: #5 - Accountability, transparency, and trust are necessary at all levels of the organization. | #6 - Allocation of funds must support our vision, mission, and guiding principles.

Submitted By: Shariq Khan, Assistant Superintendent of Business Services

ATTACHMENTS:

	Description	Upload Date	Type
▣	Bay Alarm Company	2/21/2024	Backup Material
▣	Brelje & Race Consulting Engineers (EJSHS 1 of 2)	2/21/2024	Backup Material
▣	Brelje & Race Consulting Engineers (EJSHS 2 of 2)	2/21/2024	Backup Material
▣	Miller Pacific Engineering (Otis)	2/21/2024	Backup Material
▣	Miller Pacific Engineering (Temporary Campus)	2/21/2024	Backup Material



CORPORATE OFFICE
5130 Commercial Cir. Concord, CA 94520
Sales: 1-800-610-1000 / Service: 1-800-470-1000
A Family Business Since 1946
www.bayalarm.com

ALAMEDA USD,

I would like to thank you for the opportunity to submit this Commercial Alarm Installation and Services Agreement for your review and approval. I am proud to say that Bay Alarm Company has grown to become the largest family owned & operated electronic security company in America. We have been protecting businesses like yours for over 70 years, and we currently service more than one-hundred and forty thousand customers.

Although we have grown to become one of the largest alarm companies in America, we still recognize the importance of quick and efficient service. You will immediately recognize the difference between Bay Alarm and the other companies when you experience our commitment to total customer satisfaction. This is accomplished through providing our customers with one point of contact for all of their needs. Bay Alarm's mission is to provide our customers with the highest level of security and fire protection in the industry.

As a leader in our industry, we are proud to be affiliated with the following associations and agencies:

California Alarm Association
The Monitoring Association
California Automatic Fire Alarm Association
Electronic Security Association
NetOne
National Fire Protection Association (NFPA)

Thank you for your consideration. If I can be of any assistance by providing clarification or additional information please feel free to contact me. To learn more about Bay Alarm Company, please visit us at www.bayalarm.com.

Sincerely,

BRADLEY ROBERTS
ENTERPRISE SALES DIVISION

CSFM Automatic Fire Extinguishing Concern, Type 1 License, A-0471
California Contractor's License No. 880138
Alarm Operator's ACO License No. 28

**Bay Alarm Company
Scope of Work**

User Name: ALAMEDA USD aka AUSD TEMPORARY CAMPUS Site Phone Number: 000.000.0000
Site Address: 1801 SANDCREEK WAY, ALAMEDA, CA 94501

Scope of Work

User hereby authorizes Bay Alarm Company hereinafter "Bay", or assigns to install and/or provide monitoring and other services for a security and/or life safety System under the following conditions and agrees to pay the installation charges and the service charges described below to Bay's address, from the date the System is operational. This agreement is not a sale of the System, and the System will remain the property of Bay.

BAY ALARM TO INSTALL:

- (1) DMP XR550 CONTROL PANEL - WORKROOM P1 ADMIN PORTABLE
- (1) CELLULAR COMMUNICATOR - AT PANEL
- (1) KEYPAD - ADMIN PORTABLE FRONT DOOR
- (7) DMP 8 ZONE EXPANDERS - (1) CLASSROOM P4, (1) CLASSROOM P6, (1) CLASSROOM P15,
(1) CLASSROOM P21, (1) CLASSROOM P27, (1) MEDIA CENTER
(1) CLASSROOM P9
- (7) POWER SUPPLIES - (1) CLASSROOM P4, (1) CLASSROOM P6, (1) CLASSROOM P15,
(1) CLASSROOM P21, (1) CLASSROOM P27, (1) MEDIA CENTER, (1) CLASSROOM P9
- (28) 360° MOTION DETECTORS - (1) RECEPTION, (3) P2 - P4, (1) P6, (1) P7, (3) P9 - P11,
(6) P12 - P17, (5) P19 - P23, (7) P25 - P31, (1) MEDIA CENTER

BAY ALARM TO PROVIDE:

BAYNET PLUS - ONLINE ACCOUNT MANAGEMENT
DMP APP - MOBILE MANAGEMENT APPLICATION

****PREVAILING WAGE RATE PRICING ACCOUNTED FOR**

****THE TERMS OF THE AGREEMENT HAVE CHANGED FROM 60 MONTHS TO 50 MONTHS AND MONTH-TO-MONTH THEREAFTER****

\$245/MONTHLY X 50 MONTHS = \$12,250.00
\$12,250 + \$19,999 = \$34,699.00

User desires no additional protection at this time, I.E. DOOR CONTACTS

Pricing: The pricing set forth in this Agreement is based on the number of devices to be installed as set forth in the Scope of Work. If the actual number of devices installed is different than the number set forth in the Scope of Work, the price will be adjusted accordingly.

Pricing Summary/Special Provisions:

☒ New System or Takeover ☐ New Owner ☐ Addendum-Alteration Addition ☐ Cancels Former Agreement-Alteration Addition

Installation Price and Payment Summary: Total Installation Price: \$ 19,999.00 Deposit Due at Signing: \$ 9,999.50 Due Upon Completion of Prewire: \$ _____ Balance Due Upon Completion: \$ 9,999.50 Monthly Service Charge: \$ 245.00 Payable Quarterly in Advance	Type Service: <input checked="" type="checkbox"/> Intrusion Alarm <input type="checkbox"/> Fire Alarm Open/Closing Options <input type="checkbox"/> E-Autolog <input checked="" type="checkbox"/> BayNet Plus <input type="checkbox"/> Supervised: (Check one below) <input type="checkbox"/> Central Station Open/Closing <input type="checkbox"/> User Keypad Control <input type="checkbox"/> Video (addendum required) <input type="checkbox"/> BayLink <input type="checkbox"/> BayNet <input type="checkbox"/> CCTV <input type="checkbox"/> Access <input type="checkbox"/> Intercom <input type="checkbox"/> Total Connect Video <input type="checkbox"/> Total Connect 2.0 <input type="checkbox"/> Video Verification <input type="checkbox"/> Video Notification <input type="checkbox"/> Verified Response \$ _____ (Verified Response is included in The total Monthly Service Fee) <input checked="" type="checkbox"/> Other DMP APP _____	Fire Test Frequency: <input type="checkbox"/> NFPA 72 <input type="checkbox"/> Sprinkler Inspection Service, Bay will inspect risers in accordance with C.C.R. Title 19 <input type="checkbox"/> Other: _____ Fire Test Devices: <input type="checkbox"/> Panel Only <input type="checkbox"/> Panel & Fire Devices Communication Type: <input type="checkbox"/> Single Phone Line <input type="checkbox"/> Internet Protocol <input type="checkbox"/> Digital Cellular Alarm Back-UP <input checked="" type="checkbox"/> Digital Cellular Alarm Only <input type="checkbox"/> Other _____ Industrial Monitoring: <input type="checkbox"/> Refrigeration <input type="checkbox"/> Temperature Control <input type="checkbox"/> Other _____
---	---	--

FOR OFFICE USE ONLY

THE ENTIRE SYSTEM REMAINS THE PROPERTY OF BAY

ALARM COMPANY OPERATORS ARE LICENSED AND REGULATED BY THE BUREAU OF SECURITY AND INVESTIGATIVE SERVICES, DEPARTMENT OF CONSUMER AFFAIRS, SACRAMENTO, CALIFORNIA 95814. CONTRACTORS ARE REQUIRED BY LAW TO BE LICENSED AND REGULATED BY THE CONTRACTORS' STATE LICENSE BOARD WHICH HAS JURISDICTION TO INVESTIGATE COMPLAINTS AGAINST CONTRACTORS IF A COMPLAINT REGARDING A PATENT ACT OR OMISSION IS FILED WITHIN FOUR YEARS OF THE DATE OF THE ALLEGED VIOLATION. A COMPLAINT REGARDING A LATENT ACT OR OMISSION PERTAINING TO STRUCTURAL DEFECTS MUST BE FILED WITHIN 10 YEARS OF THE DATE OF THE ALLEGED VIOLATION. ANY QUESTIONS CONCERNING A CONTRACTOR MAY BE REFERRED TO THE REGISTRAR, CONTRACTORS' STATE LICENSE BOARD P.O. BOX 26000, SACRAMENTO, CALIFORNIA 95826.

How to Get Service: Contact Bay at 1-800-470-1000. Bay will provide service as soon as reasonably possible.

If An Intrusion Alarm is Provided:

Glass break detectors, motion detectors, photo electric beams are for area detection only, User to provide a clear path.

Wireless Holdup Buttons: User is aware transmitter push button may cease operating without notice and function is affected by battery charge or distance from control unit. User agrees that Bay is neither responsible nor liable and holds Bay harmless from any consequences associated with this device. Wireless

Devices: User is aware that it is User's responsibility to maintain and replace transmitter batteries when necessary. Bay will provide this service for a fee if User so desires. Local authorities may require that you obtain a permit or license to use a monitored alarm System. (See paragraph 6)

If a Takeover / Connect to User Owned Devices:

Bay to connect to and monitor or control User's owned equipment. Any work to be done on User owned equipment that exceeds one (1) hour will be on a time plus material basis at Bay's then prevailing rate including any repairs or modifications required to make System operational.

If a New Owner Labor Agreement:

Bay tests and inspects up to one (1) hour only. Any additional work that has not been contracted will be done on a time plus materials basis at Bay's then prevailing rate

If a UL Certificate Is Issued:

User understands and agrees that UL charges Bay an annual fee for their services. User will reimburse Bay for the fee. Bay will automatically renew agreement and certificate for same initial agreement term, unless notified thirty days in advance by User.

Progress Billing:

User understands and agrees that if there is a User caused interruption (i.e. User construction delay, remodeling, prewire, no power available, etc.) in Bay's ability to start and finish the installation and Bay must return at a later date to complete the installation, Bay will progress bill for a portion of work completed. A return trip charge may be incurred.

Network & VoIP:

User shall provide and maintain operational an Ethernet Network connected CAT-5 or higher cable with a RJ-45 plug termination at location specified by Bay. If required, User will provide I.P. address, gateway address and submask. If the Internet or Wireless Transmission is used as a primary or secondary transmission path, User will provide, at your expense, the necessary telecommunications connections facilities and required standby power. The Internet, radio

and cellular networks are maintained and serviced by the applicable service provider and are totally beyond Bay's control. Signal transmission connectivity and speed may vary due to traffic volumes, adverse weather, System outages and other circumstances beyond our control. Internet Connectivity can only be supported through a PC with Internet Explorer. Mac's or other Browsers are not compatible at this time. **VoIP TELEPHONE SERVICE:** The use of VoIP telephone service may interfere with the ability of the System to transmit alarm signals to our monitoring facility. The User must notify Bay in advance if considering the use of a managed VoIP service in order to assure its ability to function. User understands that DSL, unmanaged VoIP, or other internet-based services not approved in advance by Bay may not be used.

If Software is Provided:

Computer shall be supplied according to Bay's and shall be free from defect. User understands and agrees that although protected by appropriate safeguards; installing remote access dial-in software carries some risk of access to and control of the security System by unauthorized persons. It is the User's responsibility to keep the password, installed software, and modem under their control at all times. If networking software is installed, it is the User's responsibility to provide and maintain a network that can support any installed software by Bay.

If a CCTV System is Provided:

User is aware that there are certain rights to privacy enjoyed by employees and the public. As a condition to this installation, it is the User's responsibility to ensure compliance with all applicable privacy laws. User agrees to provide sufficient lighting to meet required scene illuminations. User is solely responsible for providing and maintaining film and/or video tape for CCTV Systems.

If Industrial Monitoring is Provided:

User to supply dry set "C" type contacts and conduit required for Bay connection. Monthly charges include up to two (2) signal transmissions per transmitter per month. An excessive amount over and above this will result in an additional charge per signal above Bay's then prevailing rate.

If Baylink is Provided:

User will receive an email from Bay when their System sends a bypass/trouble/open or close signal from their alarm System. User understands that Bay will make reasonable efforts to communicate through email messages only.

If a Fire System Alarm is Provided:

Smoke/Heat detectors—for area or spot detection only.

Bay to plan check and apply for required permits. User agrees to pay all permit, plan check, or drawing charges as required.

User understands and agrees that any additional devices required by the AHJ before final acceptance of System will be at User's expense at Bay's then prevailing rates.

User to provide a RED 20 amp Circuit Disconnecting Means for all required Dedicated Branch Circuits—User shall provide listed locks for the Circuit Disconnecting Means.

User to also provide dedicated 120VAC to the Fire Alarm Control Unit and associated power supplies, and install breaker locks for required power.

If smoke detectors are installed and then become dirty due to construction that takes place, the User understands they are responsible for repair and/or replacement.

If Bay is unable to gain access to the System for testing and inspections, User understands there may be a return trip fee. Bay will not issue a credit for failed or no access inspections.

User understands and agrees that the automatic fire alarm devices and appliances that will be installed or are located on this property are pursuant to the approved shop drawings that will be or were previously submitted by Bay to the AHJ for this property.

Additional state, other government agency, insurance inspections or testing which requires Bay personnel to be on site will be charged on a time plus material basis, at Bay's then prevailing rates.

Once System has been powered up and System is programmed at Bay's monitoring center the Monthly Service Fees is payable.

HVAC System power/shut off is to be provided by mechanical and/or electrical contractors. Duct detectors shall be provided with a grade level reset switch. Bay will monitor only.

If during the installation process the AHJ deems a fire watch is necessary while the System is being installed or temporarily inoperable, User to provide and pay for this service.

Any painting and/or patching is not included unless expressly stated otherwise.

Additional fees that are not included in the contract are as follows: permit fees, additional off hour inspections or re-inspection due to other contracted parties failure to show and have equipment ready for inspection.

Bay shall install a fire alarm System based on the Codes and Standards that were in effect at the time the System was designed, based on the prescriptive requirements for the occupancy. Bay is not providing an engineering assessment. If an engineering assessment of risk hazards is required, the User should contact a Registered Fire Protection Engineer.

If System Inspections are to be Performed:

Bay will perform system inspections during normal business hours, Monday-Friday 9-5. Inspections performed after normal business hours are available at a premium rate. Depending on the type of inspection being performed, User understands it may cause a disruption in business. This includes the annual testing of Notification Appliances.

If Sprinkler Inspections Service is Provided:

Bay will conduct the inspections in accordance with Title 19, California Code of Regulations, Chapter 5, and Article 4. Bay is not providing or will not provide design analysis of the premises sprinkler system through the inspection. If a design analysis is desired the User should contact a Registered Fire Protection Engineer. Subscriber is responsible for having a design analysis performed if there is a change of use to the occupancy and/or products that are stored or produced within the occupancy.

If an Addendum-Alteration Addition:

User understands and agrees that Bay will leave balance of System as listed per previous agreements.

If Cancels Former Agreement:

Contract terms begin upon date System and/or Service is online.

Service Agreement

The agreement is made by and between ALAMEDA USD aka AUSD TEMPORARY CAMPUS "User" and Bay Alarm Company "Bay") and is effective for an initial period of **five years**, from date the System is operational. This agreement shall automatically, without action by either party, extend and renew itself under the same terms and conditions for successive periods of two (2) years each after the initial period unless either party gives to the other at least thirty (30) days written notice, prior to expiration date, or its intention to terminate this agreement upon its original or any renewed expiration date. See scope of work

Bay will install the system ("System") described in the Scope of Work section (s) and/or any additional continuation page (s), and will maintain, monitor, and provide other services pursuant to the terms and conditions of this agreement.

Installation will begin approximately 3-5 weeks, and will be completed approximately 3-5 weeks. Starting the installation of wiring and/or delivery of equipment to your premises will constitute substantial commencement of the work to be performed. User agrees to pay in addition to charges stated herein all taxes, permits, fees, or any costs relating to the System imposed by any governmental or regulatory body or increases in charges made by the telephone company. User understands there may be a direct telephone company charge for the installation of a telephone interface jack.

SCOPE OF WORK:

Services to be provided at the following location:

1801 SANDCREEK WAY, ALAMEDA, CA 94501

Total Installation Charge:	\$	19,999.00
Total Monthly Service Charge Due Quarterly in Advance:	\$	245.00 x 50 months =\$12,250.00
	Total	\$32,249.00

User Acceptance:

In accepting this agreement, User agrees to the terms and conditions herein and any attachments or riders attached hereto that contain additional terms and conditions. It is understood that these terms and conditions shall prevail over any variation in terms and conditions on any purchase order or other document that the User may issue. Any changes in the System requested by the User after the execution of this agreement shall be paid for by the User and such charges shall be authorized in writing.

Bay Alarm Company:

User:

PAUL TIERNAN JR **531839**
Sales Representative Agent #


Shariq Khan (Feb 14, 2024 15:29 PST)

User's Signature

Shariq Khan Asst. Sup. - Business Services

User's Printed Name and Title

02/14/2024

Date Signed

 2/20/24
Approved Date

This agreement will not be effective until either approved by one of Bay's managers, or Bay begins the installation of the equipment or initiates service. In the event of disapproval, Bay's only obligation shall be to refund any monies paid by User to Bay. User acknowledges and agrees that User will not receive a copy of this agreement signed by Bay's manager, and such lack of receipt shall not, in any way, invalidate or otherwise affect this agreement.

CSFM Automatic Fire Extinguishing Concern, Type 1 License, A-0471
California Contractor's License No. 880138
Alarm Operator's ACO License No. 28

Terms & Conditions

1. TITLE, TERMINATION, REMOVAL OF SYSTEM: User acknowledges and agrees that this agreement is a service agreement only and the entire System shall at all times remain the sole property of Bay. User will not damage, encumber or dispose of the System or permit the System to be damaged, encumbered, taken from the premises, tampered with or repaired by any but Bay's personnel. In the event of loss or damage to the System or any part thereof, User agrees to pay Bay the System's reasonable replacement value or the cost of repair as the case may be. At the expiration or termination of this agreement or in the event of User's default, User authorizes Bay to enter User's premises and to remove all or any portion of the System. Bay may elect to abandon all or any portion of the System. Removal of the System shall be without prejudice to the collection of any and all sums due under the entire agreement or extensions or renewals thereof, including, but not limited to recovery of loss of profits for any unexpired term of this agreement. If Bay elects to remove the System or any portion thereof, Bay agrees to conduct such removal, in a workmanlike manner, but Bay shall not be responsible for or have any obligation to repair minor damage to the premises (such as, but not limited to, screw, fastener holes, paint or wall finishing damage) resulting from such removal. Unless abandoned by Bay, User will return the System to us in good condition, reasonable wear and tear excepted. User agrees that installation of the System does not create a fixture to the premises. This agreement is not for sale of a System. If User defaults or cancels this agreement, or this agreement is terminated in whole or in part for any reason other than Bay's default, Bay shall be entitled to collect and User shall pay to Bay: (i) all amounts due to Bay for services performed and equipment provided through the termination date of the agreement, and (ii) all amounts to which Bay is entitled by law for the unexpired term of the agreement including loss of profits.

2. ADDITIONAL COSTS: User agrees to pay Bay's standard rate for past due or carrying charges and collection cost if payments are not made on time or if installation charge is paid on a periodic payment plan or progress billing. A reconnect charge is to be paid by User if the System is disconnected because of a past due balance and User desires it reconnected. User to receive no credit if System is temporarily disconnected or out of service for any reason. If User defaults or cancels this agreement or the whole or any part of the premises herein involved is acquired or condemned for any public or private use or purpose, the entire remaining balance of the initial period or extension of this agreement period shall immediately become due and payable. Bay assumes no liability for failure to perform because of labor disputes, riots, floods, fires, acts of God or any catastrophe or condition beyond our control and is not required to perform work while any such condition exists. If it becomes necessary for Bay to institute legal proceedings to collect any charges as set forth herein, the unsuccessful party shall pay to the successful party reasonable attorney's fees and actual court cost wherein permitted by law. If User fails to pay any obligations under this agreement when due, upon ten (10) days' written notice, Bay may disconnect the System. A re-connection fee in addition to all past due amounts, will be required prior to reactivating System.

3. BAY IS NOT AN INSURER. LIQUIDATED DAMAGES, LIMITATION OF LIABILITY: For all Systems and services provided, it is understood and agreed; that Bay is not an insurer, that insurance, if any, shall be obtained by the User; that the payments provided for herein are based solely on the value of the service as set forth herein and are unrelated to the value of the User's property or other's property located on User's premises; that Bay makes no guaranty or warranty, including any implied warranty of merchantability or fitness that the equipment or services supplied will avert or prevent occurrences or the consequences there from which the System or service is designed to detect or avert. User acknowledges that it is impractical and extremely difficult to fix the actual damages, if any, which may proximately result from Bay's negligence, a failure to perform any of the obligations herein, including, but not limited to, installation, monitoring or repair service or other services, or the failure of the System to properly operate with resulting loss to User because of, among other things: a) The uncertain amount or value of User's property or the property of others kept on the premises which may be lost, stolen, destroyed, damaged or otherwise affected by occurrences which the System or service is designed to detect or avert; b) The uncertainty of the response time of any police or fire department, should they be notified as a result of a signal from or at premises; c) The inability to ascertain in advance what portion, if any, of any personal injury, death, or property loss would be proximately caused by Bay's failure to perform or by its equipment to operate; d) A CCTV or access control system may not observe, detect or prevent an unauthorized intrusion or entry onto the premises; e) The nature of the service to be performed by Bay. User understands and agrees that if Bay should be found liable for loss or damage due to failure of Bay to perform any of the obligations herein, including but not limited to installation, repair services, monitoring or service, or the failure of the System equipment, or service in any respect whatsoever, or Bay's negligence then, Bay's liability shall be limited to a sum equal to the total of one half the annual payment or Fifteen Hundred Dollars (\$1500.00) whichever is the lesser, as liquidated damages and not as a penalty and this liability shall be exclusive, and that the provisions of this Section shall apply if loss or damage, irrespective of cause or origin, results directly or indirectly to persons or property, from performance or nonperformance of the obligations imposed by this agreement, or from negligence of Bay, its agents, assigns or employees. User may obtain a limitation of liability from Bay for a higher limitation of liability in lieu of the liquidated damages set forth above by paying an additional fee to Bay. If User elects this option, a rider will be added to this agreement which will set forth the amount of the limitation of liability and the amount of the fee. Agreeing to the limitation of liability does not mean that Bay is an insurer.

4. THIRD PARTY INDEMNIFICATION: When User, in the ordinary course of business, has the property of others in its/his custody, or the System extends to protect property of others, User agrees to and shall indemnify, defend and hold harmless Bay, its employees and agents for and against all claims brought by parties, other than the parties to this agreement. This provision shall apply to all claims regardless of cause including Bay's performance or failure to perform and including defects in products, design, installation, monitoring, repair, service, operation or nonoperation of the System whether based upon negligence, warranty, contribution, indemnification, or strict or product liability on the part of Bay, its employees or agents, but this provision shall not apply to claims for loss or damage which occur while an employee or agent of Bay is on User's premises and are solely and directly caused by such employee or agent.

5. SUBROGATION: So far as it is permitted by User's property insurance coverage, User hereby releases, discharges and agrees to hold Bay harmless from any and all claims, liabilities, damages, losses or expenses, arising from or caused by any hazard covered by insurance in or on the User's premises whether said claims are made by User, his agents, or insurance company or other parties claiming under or through User. User agrees to indemnify Bay against, defend and hold Bay harmless from, any action for subrogation which may be brought against Bay by any insurer or insurance company or its agents or assigns including the payment of all damages, expenses, costs and attorney's fees. User shall notify his insurance carrier of the terms of this provision.

6. USER DUTIES: You will instruct all other persons who may use the System on its proper use. You will test the System's protective devices and send test signals to our Central Station in accordance with our instructions at least monthly. If the System includes space protection (i.e. microwave, infrared, photo

beams, or other such detectors) you will turn off, control, or remove all things such as air conditioning systems and heaters that might interfere with such devices when they are turned on. If a problem in the System occurs you will notify us. Authorities may not respond to an alarm, and/or you may be subject to a fine or penalty unless you have all necessary permits and licenses for the use of the System. You agree that we may disclose the information of the instructions to any governmental agency having jurisdiction over the use and operation of the System. In the case of a fire alarm system, you will notify us in writing of any change in your fire rating bureau or agency. You are solely responsible for issuing and controlling access control cards and programming changes to the remote access system. User will give Bay access to all portions of the premises necessary to conduct inspections and tests of the System.

7. INSTALLATION: User will permit Bay to install the System during Bay's normal business hours and will give Bay uninterrupted access to User's premises. User agrees to compensate Bay for any additional installation/service visits required as a result of cancellation, readiness or unavailability to Bay's current prevailing rate. User has approved the locations of where the control panel, audible devices and all protective devices will be installed. User has the affirmative duty to inform Bay, prior to beginning of installation, of every location at the premises where we should not (because of concealed obstructions or hazards such as pipes, wires or asbestos) enter or drill holes. Upon request, User will repair the premises (including fixing broken or loose doors and windows) reasonably necessary to facilitate the installation and operation of the System. If asbestos or other health hazardous material is encountered during installation, Bay will cease work until User has, at User's sole expense, obtained clearance from a licensed asbestos removal or hazardous material contractor that continuation of work will not pose any danger to Bay's personnel. In no case shall Bay be liable for discovery or exposure of hidden asbestos or other hazardous material, and User shall indemnify and hold Bay and its employees harmless from any claims brought against Bay and/or its employees by third parties for damages, personal injury, death, emotional injury, whether actual or prospective allegedly caused by the presence, spread, ingestion or inhalation of any substance/vapor on or originating from User's premises. If the System includes an exterior audible bell, horn or siren, it is designed to shut-off after sounding for not more than fifteen (15) minutes. User will provide non-switched electrical outlets for the System's transformers. Bay is not responsible if the installation is delayed because of bad weather, labor disputes, unavailability of electrical power or telephone service, Acts of God or other reasons beyond Bay's control. After completion the System, User and a Bay representative will inspect it. If something is missing or not properly installed you the User will notify Bay within ten (10) days, otherwise the System will have been accepted by User.

8. REPAIR SERVICE: Bay will provide all repairs necessitated by ordinary wear and tear to the System. Service will be provided as soon as reasonably possible twenty-four (24) hours a day, seven (7) days a week. This service does not cover: (i) repairs that are needed because of an accident, your failure to properly use the System or maintain your premises, or if someone other than Bay attempts to repair or change the system; or (ii) repairs that are needed for any other reason except a defect in the equipment or our installation. Bay may substitute materials of equal quality at time of replacement, may install reconditioned used parts, and may keep all replaced parts. Noncovered service will be charged on a time and material basis at our then prevailing rates and will include a visit charge, and you agree to pay for such noncovered services upon receipt of our invoice.

9. CHARGES, TAXES, RATE INCREASES: All charges set forth herein are based upon existing federal, state and local taxes and utility charges, including telephone company charges, if any. Bay shall have the right at any time to increase the monthly charges provided herein, to reflect any additional taxes, fees or charges provided herein, or charges which hereafter may be imposed on Bay by any utility or governmental agency relating to the service(s) provided under the terms of this agreement and User agrees to pay the same. So that Bay may properly adjust its rates to meet changing service costs and notwithstanding the terms and conditions set forth herein after the expiration of one (1) year from the date of completion of installation and not more often than once each twelve (12) months, Bay may increase the monthly service charge by up to 1.5 times the current Bureau of Labor Statistics Consumer Price Index for all urban consumers (related areas) or if this index is discontinued, a comparable index as measured from the date of this agreement to the effective date of the increase upon giving User notice in writing. The billing invoice setting forth the new charge shall be sufficient notice of the increase.

Notwithstanding any other terms and conditions set forth in this agreement, so that Bay may properly adjust periodic charges to recover increases in its services costs which are not recovered by increase pursuant to the above, at any time after the expiration of one (1) year from date of installation, Bay may increase the monthly service charge to an amount exceeding the charge provided above upon giving the User notice in writing. The billing invoice setting forth the new charge shall be sufficient notice of the increase. If User refuses rate increase, Bay has the right to rescind or reduce said rate increase. If Bay declines its right to reduce or rescind rate increase and if User is unwilling to pay such additional monthly charges imposed pursuant to this sub-paragraph, User may terminate this agreement upon giving written notice to Bay within ten (10) days from the effective date of the increase. User's failure to notify Bay within said ten (10) days shall constitute User's consent to the increase pursuant to this sub-paragraph.

10. ASSIGNEES/SUBCONTRACTORS OF BAY: Bay may transfer or assign this agreement to any other person or entity including any financial institution or alarm company. User may not transfer this agreement to someone else (including someone who purchases or rents User's premises) unless Bay approves the transfer in writing. Bay may use subcontractors to provide installation, repairs, inspections, tests or monitoring services. This Agreement, and particularly paragraphs 3, 4 and 5, shall apply to the work or services Bay's assignees or subcontractors provide, and shall apply to them and protect Bay's assignees and subcontractors in the same manner as it applies to and protects Bay.

11. MONITORING SERVICE: To reduce false alarms, Bay uses enhanced call verification (also known as 2-call verification or ECV). When a burglar alarm signal from the alarm system is received, Bay will first try to telephone User's premises, and if there is no answer then will try to telephone the first available person on User's Emergency Notification List, to verify whether or not an emergency condition requiring police response exists. If there is no answer to both of these calls or the person contacted indicates that an emergency exists, Bay will attempt to notify the police department and will also attempt to contact someone on the Emergency Notification List to advise them that the police have been notified. When a fire alarm, hold-up alarm or duress alarm signal is received, Bay will attempt to notify the police or fire department or other emergency personal and the first available person on the Emergency Notification List. However, Bay, to the extent permitted by law, rule, code or regulation, reserves the right to verify all alarm signals by: (i) telephone, or (ii) using the two-way voice feature of the system, if one has been installed, or (iii) otherwise before notifying emergency personnel. When a carbon monoxide alarm is received, Bay will first attempt to contact the premises and the first available person on the Emergency Notification List. If there is no answer at the premises, Bay will attempt to notify the fire department. If someone in the premises responds to Bay's call, Bay will not notify the fire department, and Bay recommends that everyone vacate the premises and User call User's local gas company to investigate the cause of the CO signal. If no one answers the door for emergency authorities, they may attempt to forcibly enter the premises which may result in damage to your door or other entrance, and Bay is not responsible for any such damage. Bay recommends the installation of a Lock Box which gives the fire department access to User's premises key to enter the premises. When a non-emergency signal is received (e.g. temperature or flood sensors), Bay will attempt to contact the premises or the first available person on the Emergency Notification List but will not notify emergency authorities. Bay may choose not to notify emergency personnel if it has reason to believe that an emergency

condition does not exist. Bay and User are obligated to comply with all notification and response requirements imposed by governmental agencies having jurisdiction over your system. Bay may discontinue or change any particular response service due to governmental or insurance requirements by giving User written notice. User's consent to the recording of all telephonic communications between User and Bay. If User's police or fire department now or in the future requires physical or visual verification of an emergency condition before responding to a request for assistance, User agrees to subscribe to such service if provided by Bay, or otherwise comply with such requirements. Bay may charge an additional fee for such service. User acknowledges and agrees that all monitoring firmware and software, computer codes and monitoring information remain Bay's sole and exclusive property. USER AGREES THAT BAY IS RESPONSIBLE ONLY FOR ENDEAVORING TO NOTIFY BY THE PHONE THE APPROPRIATE EMERGENCY AGENCY OR OTHER PERSONS NAMED IN THE EMERGENCY NOTIFICATION LIST. USER UNDERSTANDS THAT THE BAY WILL NOT SEND ANY BAY PERSONNEL TO USER'S PREMISES IN RESPONSE TO ANY EMERGENCY SIGNAL UNLESS USER HAS SUBSCRIBED TO BAY'S RESPONSE SERVICE. User understands and agrees that Bay's response agents do not have special arrest or law enforcement powers and may act only as ordinary citizens. User acknowledges that if Bay utilizes a digital communicator for the purpose of sending alarm signals from User's premises to Bay's Central Station, that the signals from User's System are sent over User's single telephone line to Bay's Central Station and other telephone calls cannot be made when the System is activated including 911 emergency operator calls; and in the event User's telephone service is out of order, disconnected, placed on vacation or otherwise interrupted, signals from User's System will not be received in Bay's Central Station during any such interruption and the interruption will not be known to Bay. User further acknowledges and agrees that signals are sent over telephone company lines which are wholly beyond the control and jurisdiction of Bay and are maintained and serviced by the applicable telephone company. User agrees to pay all charges for all telephone services connecting User's protected premises and Bay. User acknowledges that if Wireless Transmission becomes inoperative for any reason, signals will not be received in Bay's Central Station. User acknowledges that Wireless Transmission may be impaired or interrupted by atmospheric conditions, including electrical storms, power failures, or other conditions beyond the control of Bay.

12. EXCESSIVE ALARMS: In the event an excessive number of false alarms or service calls are caused by User or in the event User in any manner misuses or abuses the System, Bay may, at its sole discretion, deem same to be a material breach of contract on the part of User and, at its option, be excused from further performance upon the giving of ten (10) days written notice to User. Bay's excuse from performance shall not affect its right to recover damages from User. In the event Bay dispatches an agent to respond to an alarm originating from User's premises where User intentionally, accidentally, or negligently has activated the alarm signal and no emergency exists, or if Bay makes any service call caused by the inadvertence or negligence of User, User shall pay Bay a service charge at Bay's then prevailing rates. User represents he fully understands that the equipment, because of its sensitivity and nature, is subject to the influence of external events which are not within the control of Bay and which may cause the alarm to activate. In the event a fine, penalty or fee is assessed against Bay or User by any governmental or municipal agency as a result of any alarm originating from User's premises, User agrees to be responsible for payment of all assessments and/or reimburse Bay for Bay assessments. Any or all such alarms shall not excuse any of the obligations of User as set forth in the agreement.

13. DISCONNECT POLICY: User hereby authorizes Bay to manually or automatically disconnect the System if so ordered by a public official or regulation or for nuisance or electrical reasons or if Bay is unable to notify User at emergency numbers listed or if User declines or fails to arrive at premises within thirty (30) minutes after notification. User agrees to hold Bay harmless and to indemnify Bay for any damage, loss, or liability which may result from the turning off of the System.

14. CONTROL COMMUNICATOR: User acknowledges and agrees that Bay reserves the right to access the digital control communicator by way of remote programming or physical access in order to perform diagnostics, change and/or update information or disconnect service upon the termination or expiration of this agreement.

15. ENTIRE AGREEMENT: It is understood and agreed by and between the parties hereto, that if there is any conflict between this agreement and User's purchase order or any other document or Bay literature, this agreement will govern, whether such purchase order or other document is prior or subsequent to this agreement unless expressly superseded or replaced by a subsequent agreement. In the event any provisions or parts of this agreement shall be unenforceable, the parties understand and agree that the remaining provisions and parts shall continue in full force and effect. There are no verbal understandings changing or modifying this agreement. If User cancels agreement before installation begins, User agrees to pay an administrative charge of 50% of the installation charge.

16. GOVERNING LAW: This writing is intended by the parties as a final expression of their agreement and as a complete and exclusive statement of the terms thereof. This agreement supersedes all prior representations, understandings or agreements of the parties; and the parties rely only upon the contents of this agreement in executing it. This agreement can only be modified by a writing signed by the parties or their duly authorized agent. No waiver or breach of any term or condition of this agreement shall be construed to be a waiver of any succeeding breach. User agrees that this agreement is performed in the state of California and shall be governed by the laws of California. User agrees that any and all legal proceedings will have Contra Costa County as the exclusive place of venue.

17. LEGAL WAIVERS, REFERENCE: Both parties hereby agree that no suit or action that relates in any way to this agreement (whether based upon contract, negligence or otherwise) shall be brought against the other more than one (1) year after the accrual of the cause of action therefore. Both parties agree that no lawsuit or any other legal proceeding connected with this Agreement shall be brought or filed more than one (1) year after the incident giving rise to the claim occurred. Any controversy, dispute, or claim between the parties arising out of or relating to this Agreement, (other than actions brought by Bay in small claims court to collect amounts due under this Agreement) will be settled by a reference proceeding in Contra Costa County California, in accordance with the provisions of Sections 638, et seq and 641 through 645.1, and of the California Code of Civil Procedure, or their successor sections, which shall constitute the exclusive remedy for the resolution of any controversy, dispute, or claim concerning this Agreement, including whether such controversy, dispute, or claim is subject to the reference proceeding. The referee shall be appointed to sit as a temporary Judge with all of the powers of a temporary Judge authorized by law. In the event that the enabling legislation, which provides for the appointment of a referee is repealed and no successor statute is enacted, any dispute between the parties that would otherwise be determined by a reference procedure herein, will be resolved and determined by binding arbitration. That arbitration will be conducted by a retired Judge of the Superior Court in accordance with Section 1280 to 1294.2 of the California Code of Civil Procedure, as amended from time to time.

18. IMAGING: User agrees that Bay may save and store all agreements and other documents executed by User in an electronic media and all such agreements and other documents shall be deemed to be, and may be used by Bay as, originals and shall be given the same force and effect as the paper-form original.

PLEASE READ ENTIRE AGREEMENT

Bay Alarm Company – What Have You Got To Lose?

Page 8 of 8

Professional Services Agreement

This Agreement is entered into between the Alameda Unified School District (AUSD) and Brelje & Race Consulting Engineers (CONTRACTOR). AUSD is authorized by Government Code Section 53060 to contract for the furnishing of special services and advice in financial, economic, account, engineering, legal, and administrative matters with persons specially trained, experienced, and competent to perform such services. CONTRACTOR is specially trained, experienced, and competent to provide such services. The parties agree as follows:

1. **Services.** The CONTRACTOR shall provide the following services (include location, dates, to whom services are provided):

For Measure B - Encinal JR/SR High School Stadium project, Brelje & Race Consulting Engineers will conduct video survey of the existing storm drain.

See Exhibit A at page 9 - 10 for additional details.

2. **Terms.** The term of this agreement shall be from 02/27/24 (or the day immediately following approval by the Superintendent or Assistant Superintendent(s) per (Education Code(s) §35161 and §17604) if the aggregate amount CONTRACTOR contracted with AUSD is below \$114,500; or, approval by the Board of Education if the total contract(s) exceeds \$114,500) to 07/31/24. The work shall be completed no later than 06/30/24.

3. **Compensation. Check one of the following boxes:**

This sum shall be for full performance of this Agreement and includes fees, costs, and expenses incurred by CONTRACTOR including, but not limited to labor, materials, taxes, profit, overhead, travel, insurance, subcontractor costs, and other costs.

- 3.1.1 ☐ CONTRACTOR is providing services for a flat fee which shall not exceed \$_____.
- 3.1.2 ☐ CONTRACTOR will be compensated at an hourly rate. CONTRACTOR will provide a maximum of hours of service at a rate of \$_____ per hour for a total not to exceed \$_____.
- 3.1.3 ☒ Other: \$4,500.00 per attached proposal dated February 08, 2024.

AUSD shall not be liable to CONTRACTOR for any costs or expenses paid or incurred or equipment, materials or supplies used by CONTRACTOR in performing services for AUSD, except as follows _____; which shall not exceed a total cost of \$_____.

Payment for the work shall be made for all undisputed amounts in monthly installment payments within forty-five (45) days after the CONTRACTOR submits an invoice to AUSD for work actually completed and after AUSD's written approval of the work, or the portion of the work for which payment is to be made.

The granting of any payment by AUSD or the recipient thereof by CONTRACTOR, shall in no way lessen the liability of CONTRACTOR to correct unsatisfactory work, although the unsatisfactory character of that work may not have been apparent or detected at the time a payment was made. Work, which does not conform to the requirements of this Agreement, may be rejected by District and in that case must be replaced by CONTRACTOR without delay.

4. Strategic Alignment. Check one of the following:

- 4.1 ☒ **School-based Agreements:** How does this service support academic goals and increase student achievement as described in the Board-approved School Site Plan? _____
Provide civil engineering services for the project to ensure safe construction of the school aligned with code and district standards.
- 4.2 ☐ **Central Office Agreements:** How does this service support the overall strategic goals of the department and increase student achievement? _____

5. Conduct of Contractor. CONTRACTOR will adhere to the following staff requirements and provide AUSD with evidence of staff qualifications, prior to commencing the work under this Agreement and consistent with invoicing requirements outlined in Section 9, which include:

5.1 Tuberculosis Screening. Check one of the following boxes:

- 5.1.1 ☐ TB Clearance will be completed through AUSD prior to starting work or records are already on file.
- 5.1.2 ☐ Agency certifies that they require all employees or subcontractors to complete TB testing and maintain such records.
- 5.1.3 ☒ **Waiver of TB Screening.** CONTRACTOR is not required to provide evidence of TB Clearance because CONTRACTOR will not work directly with students on more than an occasional basis.

PVB (CONTRACTOR initials)
RL (District Representative initials)

5.2 Fingerprinting of Employees and Agents. The fingerprinting and criminal background investigation requirements of Education Code Section 45125.1 apply to CONTRACTOR's services under this Agreement and CONTRACTOR certifies its compliance with these provisions as follows: "CONTRACTOR has complied with the fingerprinting and criminal background investigation requirements of Education Code Section 45125.1 with respect to all CONTRACTOR's employees, subcontractors, agents, and subcontractors' employees or agents ("Employees") regardless of whether those Employees are paid or unpaid, concurrently employed by AUSD or acting as independent contractors of CONTRACTOR, who may have contact with AUSD pupils in the course of providing services pursuant to the Agreement, and the California Department of Justice has determined that none of those Employees has been convicted of a felony, as that term is defined in Education Code Section 45122.1. CONTRACTOR further certifies that it has received and reviewed fingerprint results for each of its Employees and CONTRACTOR has requested and reviewed subsequent arrest records for all Employees who may come into contact with AUSD pupils in providing services to the District under this Agreement."

5.2.1 ☐ Fingerprint Clearance will be completed through AUSD prior to starting work or records are already on file.

5.2.2 ☐ Agency certifies that they require all employees or subcontractors to complete fingerprinting and maintains such records.

5.2.3 ☒ Waiver of Fingerprint Requirement. Waiver of Fingerprint Requirement. CONTRACTOR is not required to comply with section 5.2 because (check which applies):

☐ CONTRACTOR'S staff will have no contact or interactions with students outside of the immediate and constant supervision and control of the pupil's parent or guardian or a school employee; or

☒ CONTRACTOR'S services under this Agreement shall be limited to the construction, reconstruction, rehabilitation, or repair of a school facility, and CONTRACTOR'S employees shall have only limited contact with students. Accordingly, the requirements of Education Code section 45125.2 shall not apply to services under this Agreement;

PVB (CONTRACTOR initials)

RL (District Representative initials)

5.3 **Removal of CONTRACTOR's Employee(s).** In the event that AUSD, in its sole discretion, at any time during the term of this Agreement, desires the removal of any CONTRACTOR related persons, employee, representative, or agent from an AUSD school site and/or property, CONTRACTOR shall immediately upon receiving notice from AUSD of such desire, cause the removal of such person or persons.

6. **Insurance.** CONTRACTOR will provide AUSD with evidence of the following insurance coverage prior to commencing the work under this Agreement:

6.1 **Workers' Compensation Insurance.** Check one of the following boxes. If CONTRACTOR employs any person to perform work in connection with this Agreement, CONTRACTOR shall procure and maintain at all times during the performance of such work, Workers' Compensation Insurance in conformance with the laws of the State of California and Federal laws when applicable. Employers' Liability Insurance shall not be less than One Million Dollars (\$1,000,000) per accident or disease. Check only one of the boxes below:

☒ The CONTRACTOR is aware of the provisions of Section 3700 of the Labor Code which requires every employer to be insured against liability for Workers' Compensation or to undertake self-insurance in accordance with the provisions of that Code, and will provide AUSD proof of coverage before commencing the performance of the work of this Agreement. ***CONTRACTOR acknowledgement** REV B

☐ The CONTRACTOR does not employ anyone in the manner subject to the Workers' Compensation laws of California.

6.2 **General Liability Insurance.** CONTRACTOR shall maintain general liability insurance, including automobile coverage when applicable, with limits of One Million Dollars (\$1,000,000) per occurrence for bodily injury and property damage. The coverage shall endorse AUSD as an additional insured. Inclusion of AUSD as an additional insured shall not affect AUSD's right to a claim, demand, suit or judgment made, brought or recovered against CONTRACTOR. CONTRACTOR must provide insurance documentation prior to the commencement of work. Failure to maintain coverage during the term of the contract will result in termination.

***CONTRACTOR acknowledgement** REV B

6.3 Professional Liability Insurance. If CONTRACTOR is offering AUSD professional advice under this Agreement, CONTRACTOR shall maintain errors and omissions insurance or professional liability insurance with coverage limits of One Million Dollars (\$1,000,000) per claim.

6.3.1 ☐ **Waiver of Professional Liability Insurance.** CONTRACTOR is not required to maintain professional liability insurance as they are not offering professional advice. Waiver of insurance does not release CONTRACTOR from responsibility for any claim or demand.

_____ (CONTRACTOR initials)

_____ (District Representative initials)

7. Notices. All notices provided for under this Agreement shall be in writing and either personally delivered during normal business hours or sent by U.S. Mail (certified, return receipt requested) with postage prepaid to the other party at the address set forth below:

AUSD Representative:

Name: Robbie Lyng

Title: Senior Director of Construction

Address: 2060 Challenger Drive

Alameda, CA 94501

Email: rlyng@alamedaunified.org

CONTRACTOR:

Name: Paul Bartholow

Title: President of Brelje & Race

Address: 475 Aviation Blvd., Suite 120

Santa Rosa, CA 95403

Email: bartholow@brce.com

Notice shall be effective when received if personally served or, if mailed, three days after mailing. Either party must give written notice of a change in address.

8. Invoicing. Invoices furnished by CONTRACTOR under this Agreement must be in a form acceptable to AUSD. All amounts paid by AUSD shall be subject to audit by AUSD.

8.1 Invoices shall be emailed directly to accountspayable@alamedaunified.org or mailed to Attn: Accounts Payable at 2060 Challenger Drive, Alameda, CA 94501. Invoice shall include but not be limited to: consultant name, consultant address, invoice date, invoice sequence number, purchase order number, name of school or department service was provided to, period of service, number of hours of service, brief description of services provided, hourly rate, and total payment requested.

9. Licenses and Permits. CONTRACTOR shall obtain and keep in force all licenses, permits, and certificates necessary for the performance of this Agreement.

10. Contractor Qualifications / Performance of Services.

10.1 Contractor Qualifications. CONTRACTOR is specially trained, experienced, competent and fully licensed to provide the Services required by this Agreement in conformity with the laws and regulations of the State of California, the United States of America, and all local laws, ordinances and regulations, as they may apply.

10.2 Standard of Care. CONTRACTOR represents that CONTRACTOR has the qualifications and ability to perform the Services in a professional manner, without the advice, control, or supervision of AUSD. Contractor's services will be performed, findings obtained, reports and recommendations prepared in accordance with generally and currently accepted principles and practices of its profession for services to California school districts.

- 11. Status of Contractor.** This is not an employment contract. CONTRACTOR, in the performance of this Agreement, shall be and act as an independent contractor. CONTRACTOR certifies that s/he performs work that is outside the usual course of the District's business. CONTRACTOR further certifies s/he is customarily engaged in an independently established trade, occupation, or business of the same nature as that involved in the work performed. CONTRACTOR understands and agrees that it and all of its employees shall not be considered officers, employees, agents, partner, or joint venture of AUSD, and are not entitled to benefits of any kind or nature normally provided employees of AUSD and/or to which AUSD's employees are normally entitled, including, but not limited to, State Unemployment Compensation or Workers' Compensation. CONTRACTOR shall assume full responsibility for payment of all federal, state, and local taxes or contributions, including unemployment insurance, social security, and income taxes with respect to CONTRACTOR's employees. In the performance of the work herein contemplated, CONTRACTOR is an independent contractor or business entity, with the sole authority for controlling and directing the performance of the details of the work. AUSD's interest is only in the results obtained.
- 12. Assignment.** The obligations of CONTRACTOR under this Agreement shall not be assigned by CONTRACTOR without the express prior written consent of AUSD.
- 13. Anti-Discrimination.** It is the policy of AUSD that in connection with all work performed under contracts there be no discrimination against any employee engaged in the work because of race, color, ancestry, national origin, religious creed, physical disability, medical condition, marital status, sexual orientation, gender, or age and therefore the CONTRACTOR agrees to comply with applicable federal and California laws including, but not limited to, the California Fair Employment and Housing Act beginning with Government Code Section 12900 and Labor Code Section 1735 and AUSD policy. In addition, the CONTRACTOR agrees to require like compliance by all its subcontractors. Contractor shall not engage in unlawful discrimination in employment on the basis of actual or perceived race, color, national origin, ancestry, religion, age, marital status, pregnancy, physical or mental disability, medical condition, veteran status, gender, sex, or sexual orientation.
- 14. Drug-Free/Smoke Free Policy.** No drugs, alcohol, and/or smoking are allowed at any time in any buildings and/or grounds on AUSD property. No students, staff, visitors, CONTRACTORS, or subcontractors are to smoke or use drugs or alcohol on these sites.
- 15. Indemnification.** CONTRACTOR agrees to hold harmless, indemnify, and defend AUSD and its officers, agents, and employees from any and all claims or losses accruing or resulting from injury, damage, or death of any person, firm, or corporation in connection with the performance of this Agreement. CONTRACTOR also agrees to hold harmless, indemnify, and defend AUSD and its elective board, officers, agents, and employees from any and all claims or losses incurred by any supplier, contractor, or subcontractor furnishing work, services, or materials to CONTRACTOR in connection with the performance of the Agreement. This provision survives termination of this Agreement.
- 16. Copyright/Trademark/Patent/Ownership.** CONTRACTOR understands and agrees that all matters produced under this Agreement shall become the property of AUSD and cannot be used without AUSD's express written permissions. AUSD shall have all rights, title, and interest in said matters, including the right to secure and maintain the copyright, trademark and/or patent of said matter in the name of AUSD. CONTRACTOR consents to use of CONTRACTOR's name in conjunction with the sale, use, performance, and distribution of the matters, for any purpose and in any medium. These matters include, without limitation, drawings, plans, specifications, studies, reports, memoranda, computation sheets, the contents of computer diskettes, artwork,

copy, posters, billboards, photographs, videotapes, audiotapes, systems designs, software, reports, diagrams, surveys, source codes, or any other original works of authorships, or other documents prepared by CONTRACTOR or its subcontractors in connection with the Services performed under this Agreement. All works shall be works for hire as defined under Title 17 of the United States Code, and all copyrights in those works are the property of AUSD.

17. **Waiver.** No delay or omission by either party in exercising any right under this Agreement shall operate as a waiver of that or any other right or prevent a similar subsequent act from constituting a violation of the Agreement.
18. **Termination.** AUSD may at any time terminate this Agreement upon written notice to CONTRACTOR. AUSD shall compensate CONTRACTOR for services satisfactorily provided through the date of termination. In addition, AUSD may terminate this Agreement for cause should CONTRACTOR fail to perform any part of this Agreement. In the event of termination for cause, AUSD may secure the required services from another contractor. If the cost to AUSD exceeds the cost of providing the services pursuant to the Agreement, CONTRACTOR shall pay the additional cost.
19. **No Rights in Third Parties.** This Agreement does not create any rights in, or inure to the benefit of, any third party except as expressly provided herein.
20. **AUSD's Evaluation of CONTRACTOR and CONTRACTOR's Employees and/or Subcontractors.** AUSD may evaluate the CONTRACTOR's work in any way that AUSD is entitled to do so pursuant to applicable law. The AUSD's evaluation may include, without limitation:
 - 20.1 Requesting that AUSD employee(s) evaluate the CONTRACTOR and the CONTRACTOR's employees and subcontractors and each of their performance.
 - 20.2 Announced and unannounced observance of CONTRACTOR, CONTRACTOR's employee(s), and/or subcontractor(s).
21. **Limitation of AUSD Liability.** Other than as provided in this Agreement, AUSD's financial obligations under this Agreement shall be limited to the payment of the compensation provided in this Agreement. Notwithstanding any other provision of this Agreement, in no event shall AUSD be liable, regardless of whether any claim is based on contract or tort, for any special, consequential, indirect, or incidental damages, including, but not limited to, lost profits or revenue, arising out of or in connection with this Agreement for the services performed in connection with this Agreement.
22. **Confidentiality.** CONTRACTOR and all personnel designated by CONTRACTOR to perform under this Agreement shall maintain the confidentiality of all information received in the course of performing this Agreement. This requirement shall extend beyond the effective termination or expiration date of this Agreement. In the event CONTRACTOR receives student data protected by the Family Educational Rights and Privacy Act ("FERPA"), Provider shall abide by Education Code section 49073, including the following:
 - (a) Provider shall not use the student data provided, for an unauthorized purpose, transfer the student data to an unauthorized third party, or sell said data
 - (b) Provider shall delete or otherwise dispose of student data in its possession after the termination of services under this Agreement
 - (c) Provider shall undertake reasonable precautions to protect the student data and shall promptly report to the District any unauthorized access to the student data.

- 23. Conflict of Interest.** CONTRACTOR shall abide by and be subject to all applicable AUSD policies, regulations, statutes or other laws regarding conflict of interest. CONTRACTOR shall not hire any officer or employee of AUSD to perform any service by this Agreement. CONTRACTOR affirms to the best of his/her/its knowledge, there exists no actual or potential conflict of interest between CONTRACTOR's family, business or financial interest and the services provided under this Agreement. In the event of change in either private interest or services under this Agreement, any question regarding possible conflict of interest which may arise as a result of such change will be brought to AUSD's attention in writing. Through its execution of this Agreement, CONTRACTOR acknowledges that it is familiar with the provisions of Section 1090 et seq. and Section 87100 et seq, of the Government Code of the State of California, and certifies that it does not know of any facts which constitute a violation of said provisions. In the event CONTRACTOR receives any information subsequent to execution of this Agreement, which might constitute a violation of said provisions, CONTRACTOR agrees it shall notify AUSD of this information.
- 24. Integration/Entire Agreement of Parties.** This Agreement constitutes the entire agreement between the Parties and supersedes all prior discussions, negotiations, and agreements, whether oral or written. This Agreement may be amended or modified only by a written instrument executed by both Parties.
- 25. Litigation.** This Agreement shall be performed in Alameda, California and is governed by the laws of the State of California. The Alameda County Superior Court shall have jurisdiction over any state court litigation initiated to enforce or interpret this Agreement. If litigation is initiated, the prevailing party shall be entitled to reasonable attorney's fees and costs.
- 26. Agreement Contingent on Governing Board Approval.** The District shall not be bound by the terms of this Agreement until it has been formally approved or ratified by the District's Governing Board, and/or Executive Cabinet as its designee, and no payment shall be owed or made to CONTRACTOR absent formal approval.
- 27. Counterparts.** This Agreement and all amendments and supplements to it may be executed in counterparts, and all counterparts together shall be construed as one document. The Recitals and each Exhibit attached hereto are hereby incorporated herein by reference.
- 28. Contract Publicly Posted.** This contract, its contents, and all incorporated documents are public documents and will be made available by AUSD to the public online via the Internet.
- 29. Certification Regarding Debarment, Suspension, Ineligibility and Voluntary Exclusion.** CONTRACTOR certifies to the best of his/her/its knowledge and belief, that it and its principals are not presently debarred, suspended, proposed for debarment, declared ineligible, or voluntarily excluded from covered transactions by any Federal department or agency according to Federal Acquisition Regulation Subpart 9.4, and by signing this contract, certifies that this vendor does not appear on the Excluded Parties List (<https://www.sam.gov/>).
- 30. Force Majeure.** At the District's discretion, the Parties shall be excused from performance hereunder during the time and to the extent that it is prevented from performing in the customary manner by an act of God, fire, flood, war, riot, civil disturbance, terrorism, epidemic, quarantine/shelter in place order, strike, lockout, labor dispute, or any other occurrence which is beyond the control of the parties, when evidence thereof is presented to the other party. The District shall not be responsible for any costs associated with this Agreement while performance is so excused.
- 31. Other.** Additional terms attached or edits to must be approved by AUSD.

I. SITE

CONTRACTOR
Print Name & Title: Paul V. Bartholow President

CONTRACTOR Signature:  Date: 2/5/24

SOURCE OF FUNDS (check appropriate):

Unrestricted Funds (Fund 01) ☐ Donated Funds ☐ Restricted Funds ☒

Budget Code: 21-9504-0-0000-8500-6140-023-77-3033


Robbie Lyng (Feb 21, 2024 09:02 PST)

Requesting Administrator

02/21/2024


Date

The person(s) signing this Agreement on behalf of each party has been given the proper authority and empowered to enter into this Agreement.

SEND TO: Business Services

II. HR

Human Resource Approval ☒ Yes ☐ No


Timothy Erwin (Feb 21, 2024 09:14 PST)


Signature of Human Resource Administrator

02/21/2024

Date

III. BOARD DELEGATES

- ☐ Superintendent, Pasquale Scuderi
☐ Assistant Superintendent of Human Resources, Tim Erwin
☐ Assistant Superintendent of Educational Services, Kirsten Zazo
☒ Assistant Superintendent of Business Services, Shariq Khan


Shariq Khan (Feb 21, 2024 17:23 GMT)

Signature of Superintendent or Assistant Superintendent

02/21/2024

Date

IV. BOARD

BOE Approval Required for Contracts Equal To Or Greater Than \$114,500:

Signature of President, Board of Education

Date

Signature of Secretary, Board of Education

Date

Exhibit A

EXHIBIT "A"
SCOPE OF ADDITIONAL ENGINEERING SERVICES
ENCINAL HIGH SCHOOL
STADIUM STORM DRAIN VIDEO SUPPLEMENT
PREPARED FOR
ALAMEDA UNIFIED SCHOOL DISTRICT
PREPARED BY
BRELJE & RACE ENGINEERS
B&R Job No. 3882.13
January 30, 2024
Revised February 8, 2024

1. Storm Drain Video Survey

Conduct video survey of approximately 150' of existing 24" storm drain along westerly property line from existing manhole located at the top of the existing boat ramp to its discharge in the bay. Observations will be presented on a USB and a NASSCO PACP database, as well as a written report. Footage and asset ID numbers will appear on screen for the duration of the survey.

2. Fee

Our fees for this work shall be billed monthly on a lump sum, percentage of completion basis, as follows:

Item 1: Storm Drain Video Survey:	\$4,500
Total Fee:	\$4,500

Excluding fees for reproduction and plotting services which will be billed in addition to the engineering fees.

3. Assumptions and Limitations

- The Engineers Services Rate Schedule is adjusted March 1 of each calendar year. Any work performed more than 4 months from the date of this proposal would be subject to adjustment based on the current fee schedule.

ALAMEDA UNIFIED SCHOOL DISTRICT
BOARD AGENDA ITEM

Item Title: Approval of Individual Service Agreements (ISAs) with Non-Public Schools and Non-Public Agencies

Item Type: Consent

Background: Each year, Alameda Unified School District's Special Education Department executes "Master Contracts" with Non-Public Schools and Non-Public Agencies to support the Special Education Department. Through the year, Individual Service Agreements (ISAs) are entered into under these "Master Contracts" that allocate funds for services required to provide support to AUSD students in accordance with the Individuals with Disabilities in Education Act (IDEA).

Below are details of service agreements executed and attached to this agenda item.

- 1.(Fund 01) Individual Services Agreement Amendment No. 1 between AUSD and Ed Theory for an increase of \$49,632.00 for a new total of \$93,248.00.
2. (Fund 01) Individual Services Agreement Amendment No. 1 between AUSD and Juvo/CSD Autism Services for an increase of \$23,085.00 for a new total of \$93,825.00.
3. (Fund 01) Individual Services Agreement between AUSD and Soliant for a total of \$53,277.00.
4. (Fund 01) Individual Services Agreement Amendment No. 1 between AUSD and Telos Academy for an increase of \$2000.00 for a new total of \$123,034.00.

For reasons of confidentiality, the service agreement for non-public schools and non-public agencies with student specific information are not uploaded to this item, and will be maintained in the Special Education Department for review upon request.

AUSD LCAP Goals: 4. Ensure that all students have access to basic services.

Fund Codes: 01 General Fund

Fiscal Analysis

Amount (Savings) (Cost): See attached non-confidential contract(s) for detailed expenditures.

Recommendation: Approve as submitted.

AUSD Guiding Principle: #1 - All students have the ability to achieve academic and personal success.

Submitted By: Kirsten Zazo, Assistant Superintendent of Educational Services

ATTACHMENTS:

Description	Upload Date	Type
📁 ISA_Ed Theory_SLP_A.S	2/21/2024	Backup Material

ALAMEDA UNIFIED SCHOOL DISTRICT
BOARD AGENDA ITEM

Item Title: Proclamation: Women's History Month - March

Item Type: Consent

Background: During the month of March we commemorate American women of every race, class, and ethnic background for their countless contributions to the growth and strength of our nation. This proclamation is issued to call upon the people of the United States to observe March as Women's History Month with appropriate programs, ceremonies, and activities.

AUSD LCAP Goals: 3. Support parent/guardian development as knowledgeable partners and effective advocates for student success.

Fund Codes:

Fiscal Analysis

Amount (Savings) (Cost): N/A

Recommendation: Approve as submitted.

AUSD Guiding Principle: #4 - Parental involvement and community engagement are integral to student success.

Submitted By: Kerri Lonergan, Senior Executive Assistant to the Superintendent and Board of Education

ATTACHMENTS:

	Description	Upload Date	Type
▣	Proclamation: Women's History Month - March	2/21/2024	Backup Material

PROCLAMATION
Women's History Month
March

WHEREAS, American women of every race, class, and ethnic background have made historic contributions to the growth and strength of our Nation in countless recorded and unrecorded ways; and

WHEREAS, American women have played and continue to play critical economic, cultural, and social roles in every sphere of the life of the Nation by constituting a significant portion of the labor force working inside and outside of the home; and

WHEREAS, American women have played a unique role throughout the history of the Nation by providing the majority of the volunteer labor force of the Nation; and

WHEREAS, American women were particularly important in the establishment of early charitable, philanthropic, and cultural institutions in our Nation; and

WHEREAS, American women of every race, class, and ethnic background served as early leaders in the forefront of every major progressive social change movement; and

WHEREAS, American women have served our country courageously in the military; and

WHEREAS, American women have been leaders, not only in securing their own rights of suffrage and equal opportunity, but also in the abolitionist movement, the emancipation movement, the industrial labor movement, the civil rights movement, and other movements, especially the peace movement, which create a fairer and just society for all; and

WHEREAS, despite these contributions, the role of American women in history has been consistently overlooked and undervalued, in the literature, teaching, and study of American history; and

WHEREAS, by the Senate and House of Representatives of the United States of America in Congress assembled, March is designated as "Women's History Month";

NOW, THEREFORE, BE IT PROCLAIMED that the Alameda Unified School District's Board of Education proclaims the month of March as Women's History Month.

PASSED AND ADOPTED this 27th day of February, 2024.

AYES:_____MEMBERS:_____

NOES:_____MEMBERS:_____

ABSENT:_____MEMBERS:_____

Jennifer Williams, President
Board of Education
Alameda Unified School District
Alameda County, State of California

ATTEST:

By: _____
Pasquale Scuderi, Secretary
Board of Education
Alameda Unified School District
Alameda County, State of California

ALAMEDA UNIFIED SCHOOL DISTRICT
BOARD AGENDA ITEM

Item Title: Resolution No. 2023-2024.44 Approval of Budget Transfers, Increases, Decreases

Item Type: Consent

Background: After the adoption of the proposed budget for the fiscal year, it is often necessary to make budgetary transfers and revisions. Budget transfers allow budget managers to redistribute funds as needs and plans change. Budget revisions allow the District to increase or decrease funds based on entitlements and grants actually received by the District.

AUSD LCAP Goals: 4. Ensure that all students have access to basic services.

Fund Codes: 01 General Fund

Fiscal Analysis

Amount (Savings) (Cost): Will increase revenues and expenditures in the District in the amount of \$28,264.72.

Recommendation: Approve as submitted.

AUSD Guiding Principle: #1 - All students have the ability to achieve academic and personal success.| #5 - Accountability, transparency, and trust are necessary at all levels of the organization.| #6 - Allocation of funds must support our vision, mission, and guiding principles.| #7 - All employees must receive respectful treatment and professional support to achieve district goals.

Submitted By: Shariq Khan, Assistant Superintendent of Business Services

ATTACHMENTS:

Description	Upload Date	Type
☐ Resolution No. 2023-2024.44	2/21/2024	Resolution Letter
☐ Attachment A	2/21/2024	Backup Material

ALAMEDA UNIFIED SCHOOL DISTRICT
Alameda, California
Resolution

February 27, 2024

Resolution No. 2023-2024.44

Approval of Budget Transfers, Increases, Decreases

WHEREAS, the state statute require budget appropriations to be adopted by the Board of Education in the following object codes:

1000 Certificated Salaries
2000 Classified Salaries
3000 Employee Benefits
4000 Books and Supplies
5000 Services and Other Operating Expense
6000 Capital Outlay
7000 Other Sources and Uses

AND, WHEREAS, the Board of Education desires to change the adopted appropriations;

NOW, THEREFORE, BE IT RESOLVED that the changes be made to the adopted appropriations as per Attachment A.

PASSED AND ADOPTED by the following vote this 27th day of February, 2024:

AYES: _____ MEMBERS: _____

NOES: _____ MEMBERS: _____

ABSENT: _____ MEMBERS: _____

Jennifer Williams, President
Board of Education
Alameda Unified School District

ATTEST:

By: _____
Pasquale Scuderi, Secretary
Board of Education
Alameda Unified School District

BUDGET REVISIONS

(Budget Revisions affect Fund Balance;
Amounts are either added or subtracted from Fund Balance)

School/Dept	Description	Amount
Alameda High School	Donations	\$ 50.00
Encinal Jr./Sr. High School	Donations	\$ 1,000.00
Lincoln Middle School	Donations	\$ 14,240.00
Otis Elementary	Donations	\$ 1,104.00
Paden Elementary	Donations	\$ 10,170.72
Wood Middle School	Donations	\$ 1,700.00
Total Donations		\$ 28,264.72

ALAMEDA UNIFIED SCHOOL DISTRICT
BOARD AGENDA ITEM

Item Title: Resolution No. 2023-2024.45 Authorization to Dispose of Surplus Property

Item Type: Consent

Background: Education Code Sections 17545 and 17546 authorize that the Board of Education may, through its designated agent, legally dispose of surplus equipment in such a state of obsolescence or disrepair that it should be disposed of and removed from district inventory.

Exhibits A and B contain a list of either damaged or obsolete materials or surplus property no longer required for district use.

Approval will authorize staff to dispose of these items as most appropriate and aligned with Administrative Regulation 3270: Sale and Disposal of Books, Equipment, and Supplies.

AUSD LCAP Goals: 4. Ensure that all students have access to basic services.

Fund Codes:

Fiscal Analysis

Amount (Savings) (Cost): N/A

Recommendation: Approve as submitted.

AUSD Guiding Principle: #5 - Accountability, transparency, and trust are necessary at all levels of the organization. | #6 - Allocation of funds must support our vision, mission, and guiding principles.

Submitted By: Shariq Khan, Assistant Superintendent of Business Services

ATTACHMENTS:

Description	Upload Date	Type
☐ Resolution No. 2023-2024.45	2/21/2024	Resolution Letter
☐ Exhibit A	2/21/2024	Exhibit
☐ Exhibit B	2/21/2024	Exhibit

ALAMEDA UNIFIED SCHOOL DISTRICT
Alameda, California
Resolution

February 27, 2024

Resolution No. 2023-2024.45

Authorization to Dispose of Surplus Property

WHEREAS, the state requires a resolution to be adopted by the Board of Education for the property transfer or retirement of used and obsolete equipment used in Maintenance, Operations, and Facilities, Food Services, or Technology as listed in:

Exhibits A & B- Property Transfer or Retirement Forms

AND WHEREAS, the Board of Education desires to change the adopted appropriations,

NOW, THEREFORE, BE IT RESOLVED that the changes be made to the adopted appropriations as per the Exhibit.

PASSED AND ADOPTED by the following vote this 27th day of February, 2024:

AYES: _____ MEMBERS: _____

NOES: _____ MEMBERS: _____

ABSENT: _____ MEMBERS: _____

Jennifer Williams, President
Board of Education
Alameda Unified School District

ATTEST:

By: _____
Pasquale Scuderi, Secretary
Board of Education
Alameda Unified School District

Property Transfer/Retirement Form

BOE Decision

Consent Item Approval Date *

02/27/2024



Vote Result *

Type of request:

- ☐ Transfer
- ☒ Waste
- ☐ Recycle
- ☐ Auction

Current Location

Paden Elementary

▼

Property Item Type

Furniture/ Equipment

▼

Condition Code:

1	Excellent
2	Fair
3	Poor-Retire

Item Details

QTY	Item Description	Model/Serial Number	Asset Tag	Condition	
<div></div>	<div>6 foot long table</div>	<div>NA</div>	<div>NA</div>	<div>3</div>	<div>Upload</div>

6... 7.

List for large quantity items (if any)

List must include information similar to the 'Item Details' table above.

Click, or drag and drop attachment(s) over this area

Submitter Signature**Site Admin Approval**

Site Admin Signature**Director Approval**

Director Signature

Comments

Approved

Rejected

Property Transfer/Retirement Form

BOE Decision

Consent Item Approval Date*

02/27/2024



Vote Result*

Type of request:

☐ Transfer ☐ Waste ☐ Recycle ☒ Auction

Current Location

District Office- Maintenance Operations and Facilities

Property Item Type

Furniture/ Equipment

Condition Code:

1	Excellent
2	Fair
3	Poor-Retire

Item Details

QTY	Item Description	Model/Serial Number	Asset Tag	Condition
-----	------------------	---------------------	-----------	-----------

Unused and Excess Door Hardware leftover from District Wide Safe Schools Lock project	Varies	N/A	2	Upload
				0... 1.
				0... 4.
				0... 4.
				0... 2.
				0... 2.

List for large quantity items (if any)

List must include information similar to the 'Item Details' table above.

Click, or drag and drop attachment(s) over this area

Submitter Signature

Brian D. Addicott

Site Admin Approval

Site Admin Signature

MONTY PATTERSON

Director Approval

Director Signature

MONTY PATTERSON

Comments

ALAMEDA UNIFIED SCHOOL DISTRICT
BOARD AGENDA ITEM

Item Title: Update on School Level Initiatives to Support African American Achievement at Love Elementary (20 Minutes/Information)

Item Type: Information

Background: AUSD continues to share the struggle of many school districts when it comes to serving all of our students effectively. That is, we continue to see differences in outcomes and opportunities for students in our system, differences that correlate to factors like race, disability, and housing status. This pattern warrants both our sustained attention and a sustained effort to disrupt.

It is our belief that through collective action we can disrupt and change the outcomes we are seeing for our African American students.

In May 2023, leaders from Ruby Bridges Elementary, Wood Middle, and Encinal Jr. & Sr. High School presented their plans for particular programs and strategies to support achievement for our African American students. Alameda High School brought their presentation to the Board in October 2023, while Lincoln Middle School presented at the last Board of Education meeting on February 13, 2024.

Tonight, leaders from Love Elementary School will share information about their site plans to support achievement for our African American students with the Board. Subsequent presentations on this topic will come to the Board throughout the 2023-2024 school year.

AUSD LCAP Goals: 1. Eliminate barriers to student success and maximize learning time.| 2a. Support all students in becoming college and career ready.| 3. Support parent/guardian development as knowledgeable partners and effective advocates for student success.| 4. Ensure that all students have access to basic services.

Fund Codes:

Fiscal Analysis

Amount (Savings) (Cost): N/A

Recommendation: This item is presented for information only.

AUSD Guiding Principle: #1 - All students have the ability to achieve academic and personal success.| #2 - Teachers must challenge and support all students to reach their highest academic and personal potential.| #3 - Administrators must have the knowledge, leadership skills and ability to ensure student success.| #4 - Parental involvement and community engagement are integral to student success.| #5 - Accountability, transparency, and trust are necessary at all levels

of the organization.| #6 - Allocation of funds must support our vision, mission, and guiding principles.| #7 - All employees must receive respectful treatment and professional support to achieve district goals.

Submitted By:

Kirsten Zazo, Asst. Supt. of Ed. Services and Tina Lagdamen, Principal,
Love Elementary

ATTACHMENTS:

	Description	Upload Date	Type
▢	Presentation: School Level Initiatives at Love Elem_2.27.24	2/20/2024	Presentation

Update on School Level Initiatives to Support African American Achievement at Love Elementary School

Tina Lagdamen, Principal
Mark Segado, Assistant Principal

February 27, 2024

Agenda

- Introduction
- School Site Plan (SPSA)
- Goals & Impact on African American Achievement
- All levels of the school system contribute
- Forward Thinking

School Site Plan: SPSA Goal



Every student will be literate (inter-discipline) and will be reading proficiently by second grade and will maintain or improve their proficiency for each subsequent grade. Students will learn through reading, writing, listening, and speaking.

Our focal group for 23-24 includes our students who are African American, AA/Multi-Ethnic, and Hispanic.


Our Why

- Academic outcomes - SBAC, STAR
- We cannot realize our vision of being an effective and thriving school system without eliminating policies and practices that limit opportunity and cause harm
- CCEIS Root Cause Analysis

Learning from CCEIS Root Cause Analysis

"Those who cannot remember the past are condemned to repeat it."

- George Santayana
The Life of Reason, 1905



CCEIS Root Cause Analysis

The hyper-focus on African American student behaviors, premature identification of a disability prior to appropriately implemented interventions, and inconsistent discipline policies, procedures and practices result in a direct pathway to special education, a permanent placement for most.

Inconsistent documentation, implementation, and equitable resources across schools for AUSD's Multi-Tiered System of Support, including targeted academic and behavioral interventions for African American scholars.

Due to systemic failures and lack of training within AUSD to understand, and appropriately respond to African American scholar behaviors leads to the premature assumption of a disability prior to appropriately implementing culturally responsive behavior management practices.

AUSD's lack of authentic partnerships with African American/Black/Multi-Ethnic parents and families historically have led to distrustful relationships between families and district/site staff.

CCEIS Root Cause Analysis, cont...

Systemic racism, bias, and lack of cultural humility result in unaddressed microaggressions, a curriculum that does not reflect the diverse community it serves, and special education assessments that adequately address issues of race, culture, and the family, in telling the child's story.

Our School's Diversity, Equity, and Inclusion Efforts

Adult Development & Growth	Instruction/Social Emotional	School Systems
Bias, Race, Racism	Strengthen Tier 1, 2 Teaching Practices-Pedagogical Content Knowledge	MTSS/Academic
Microaggression	Collaboration Instructional Coach	COST Intervention Lead
Building Parent Partnerships	Afterschool Enrichment	Restorative Practice
Culturally responsive sustaining pedagogy	After School Math/Reading Tutor	

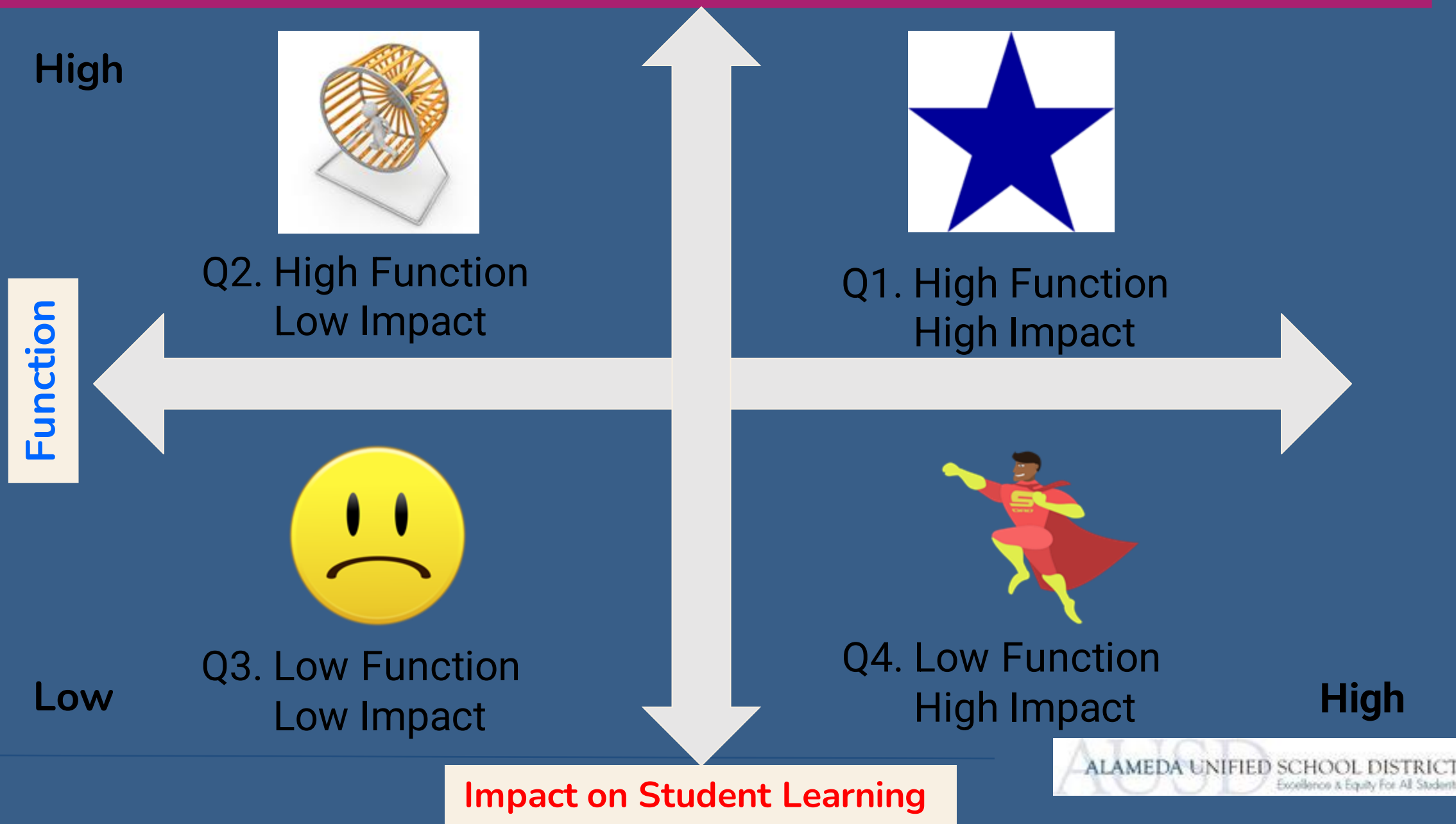
What Progress Have We Made?



Wednesday Collaboration: We are not settling for high functioning teams.

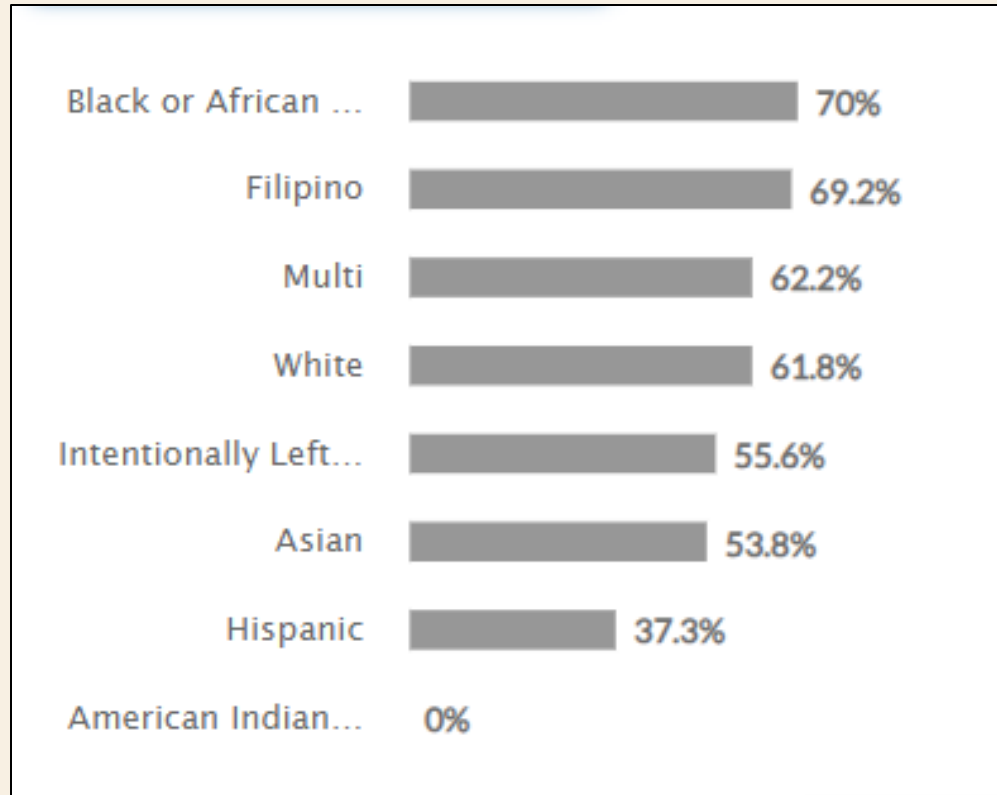
Goal: High Function-High Impact on Student Learning

Team Function/Impact Matrix

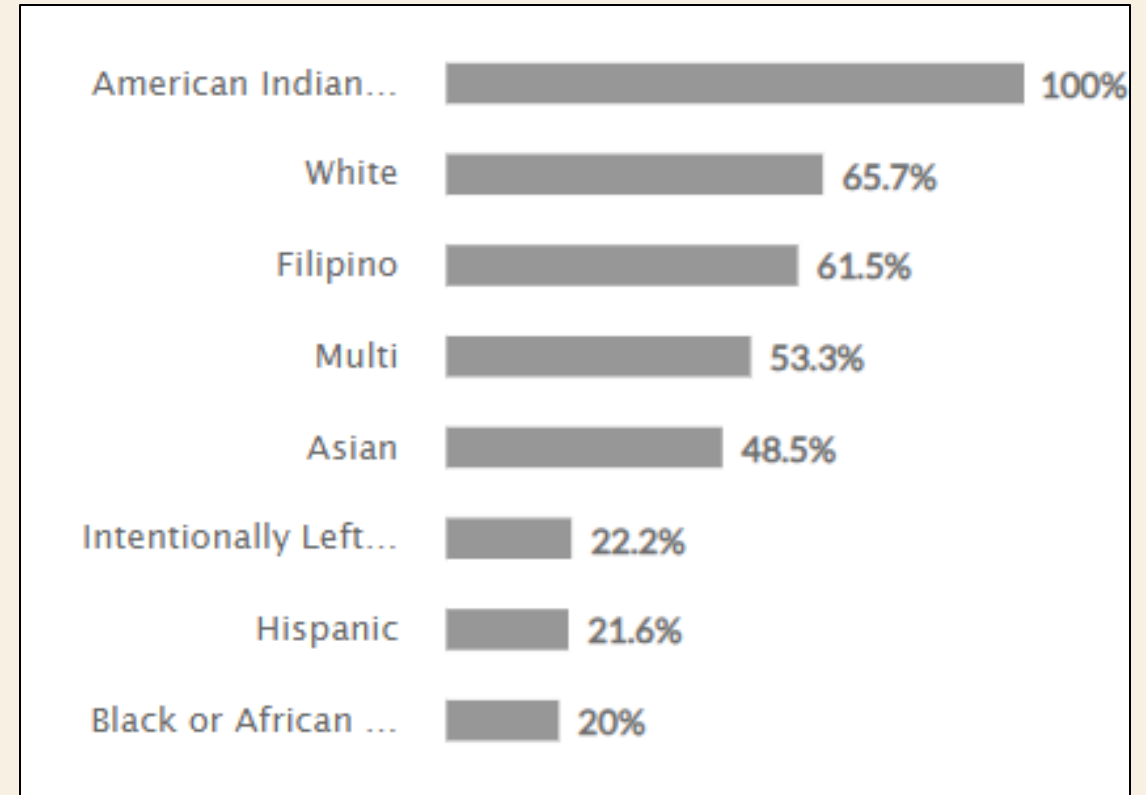


2023 SBAC Proficiency By Ethnicity

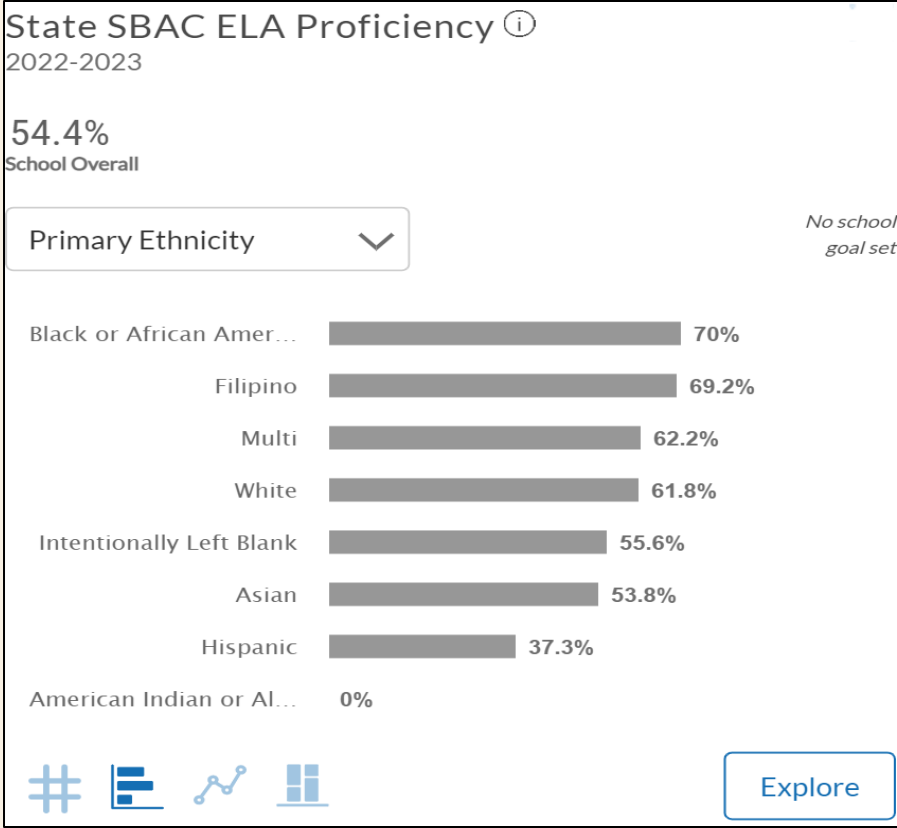
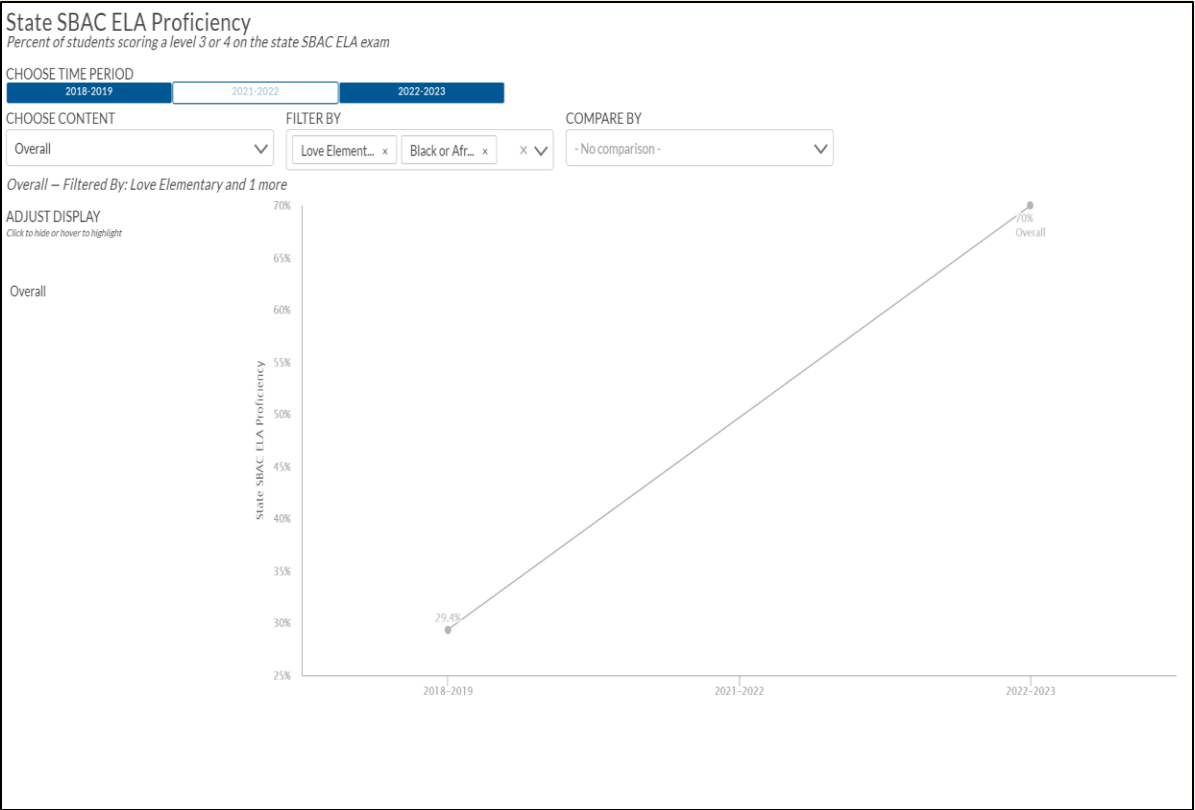
ELA



MATH

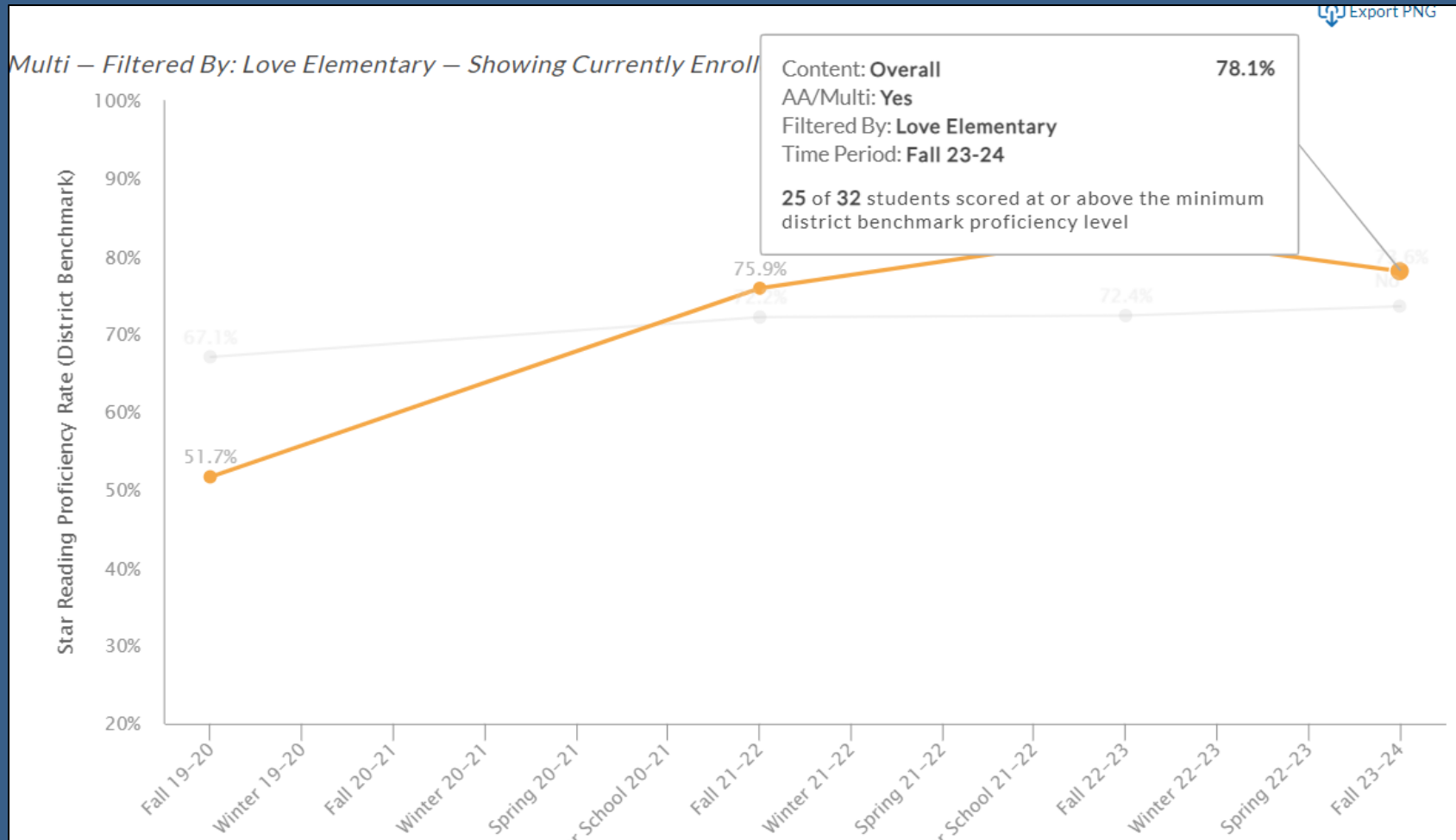


Lagging Indicators



Making Steady Progress

STAR Reading Proficiency for AA/Multi-ethnic groups



Our Smart Goal

Star Reading Current Student Growth

Percentile (SGP) ⓘ

Fall to Winter 2023-2024

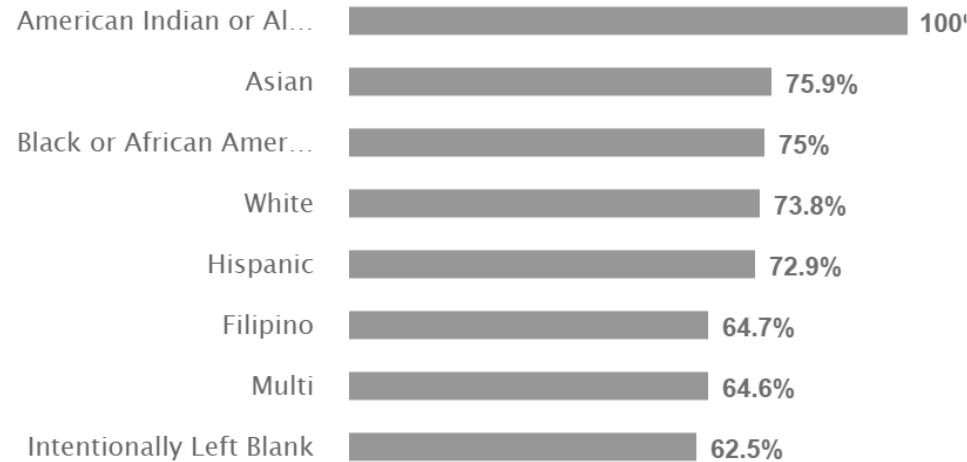
71.6%

School Overall

Primary Ethnicity



No school goal set

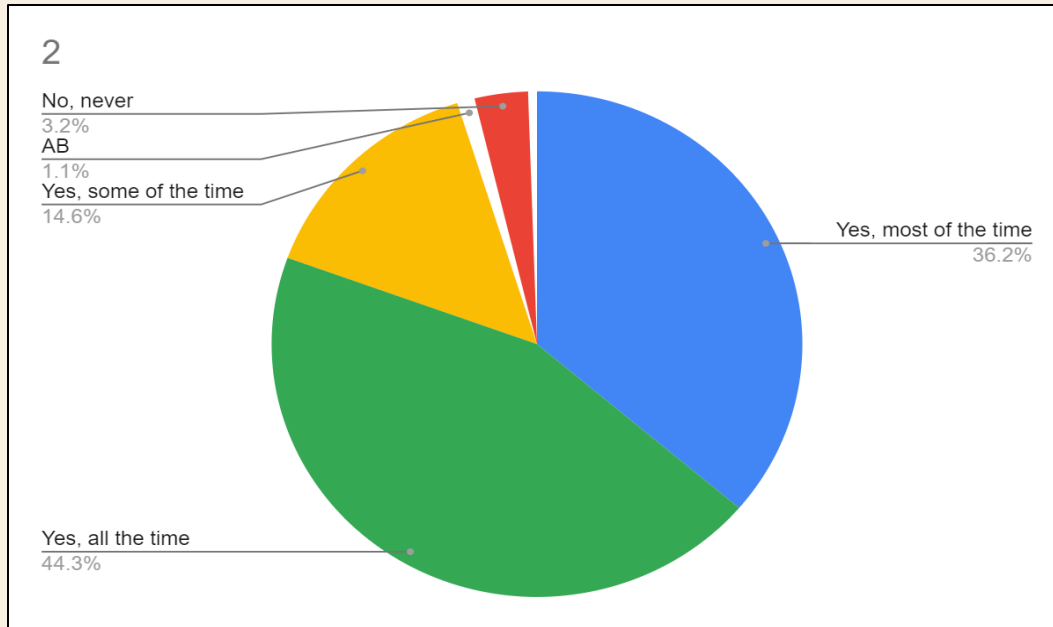


Explore

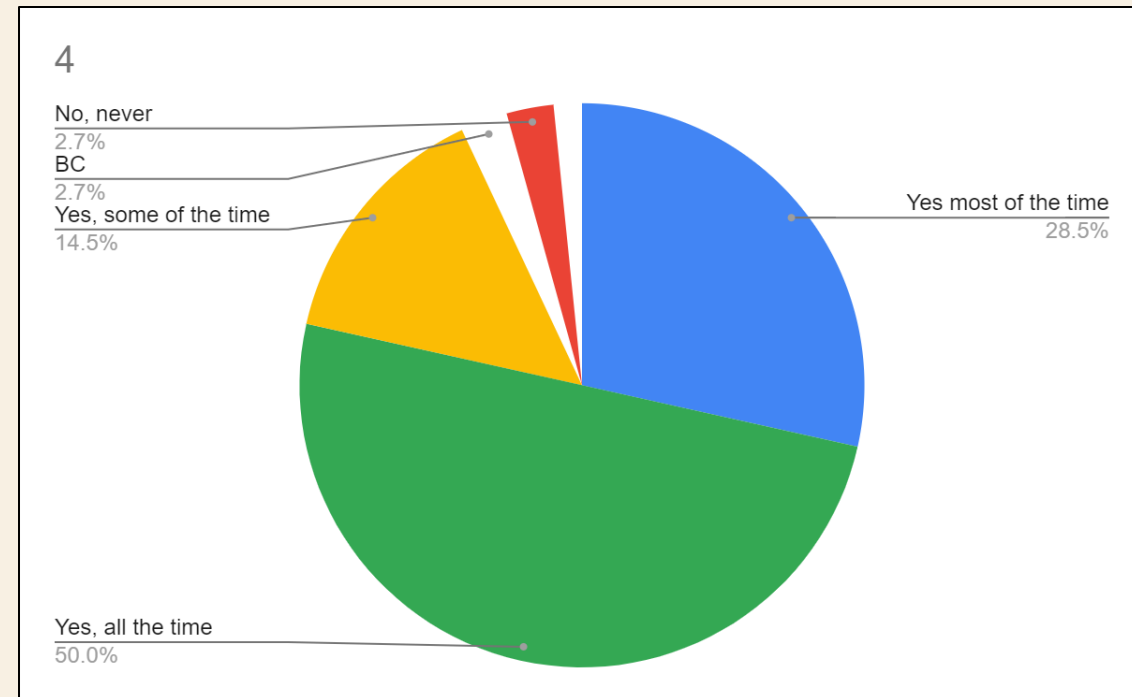
By the end of this school year, 70% of each focal group will make typical growth or more on STAR reading. (Typical growth is above 35 Standard Growth Points.) (Consider 60 % by Winter, and 70% by Spring)

Wellness Survey (December 2023)

I feel like I belong in my school.

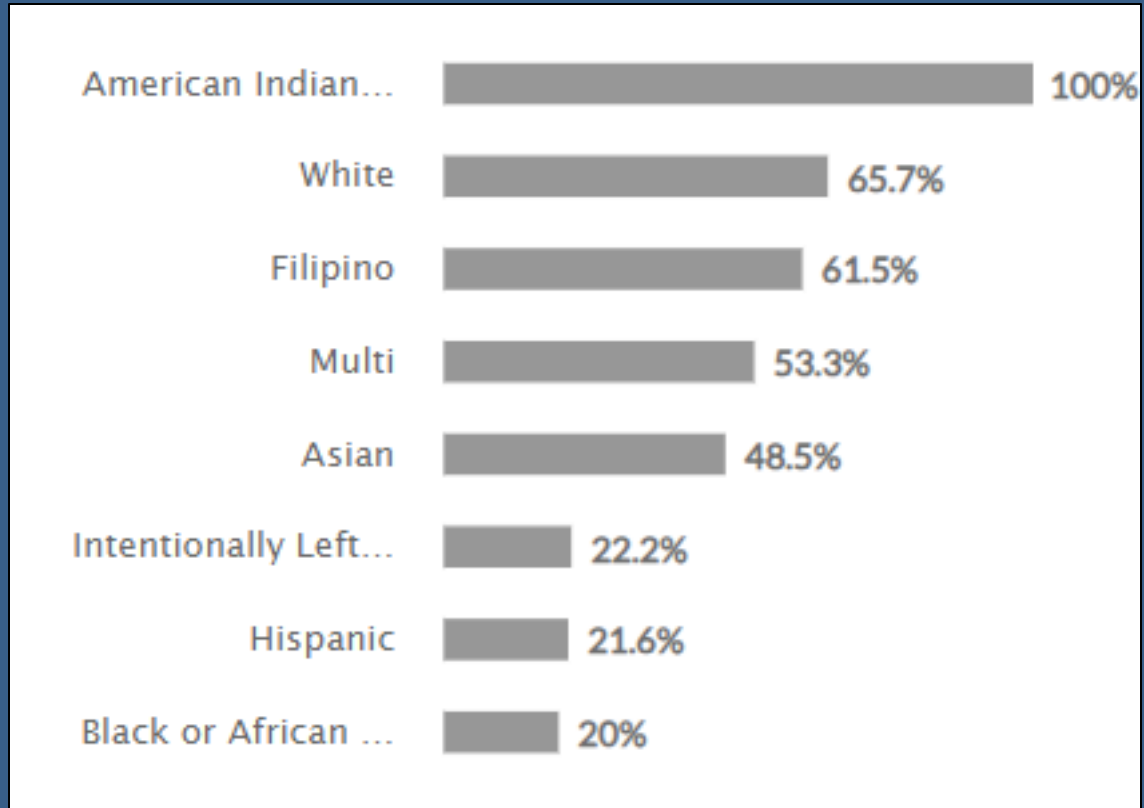


Do teachers and other grownups at school care about me?



Forward Thinking

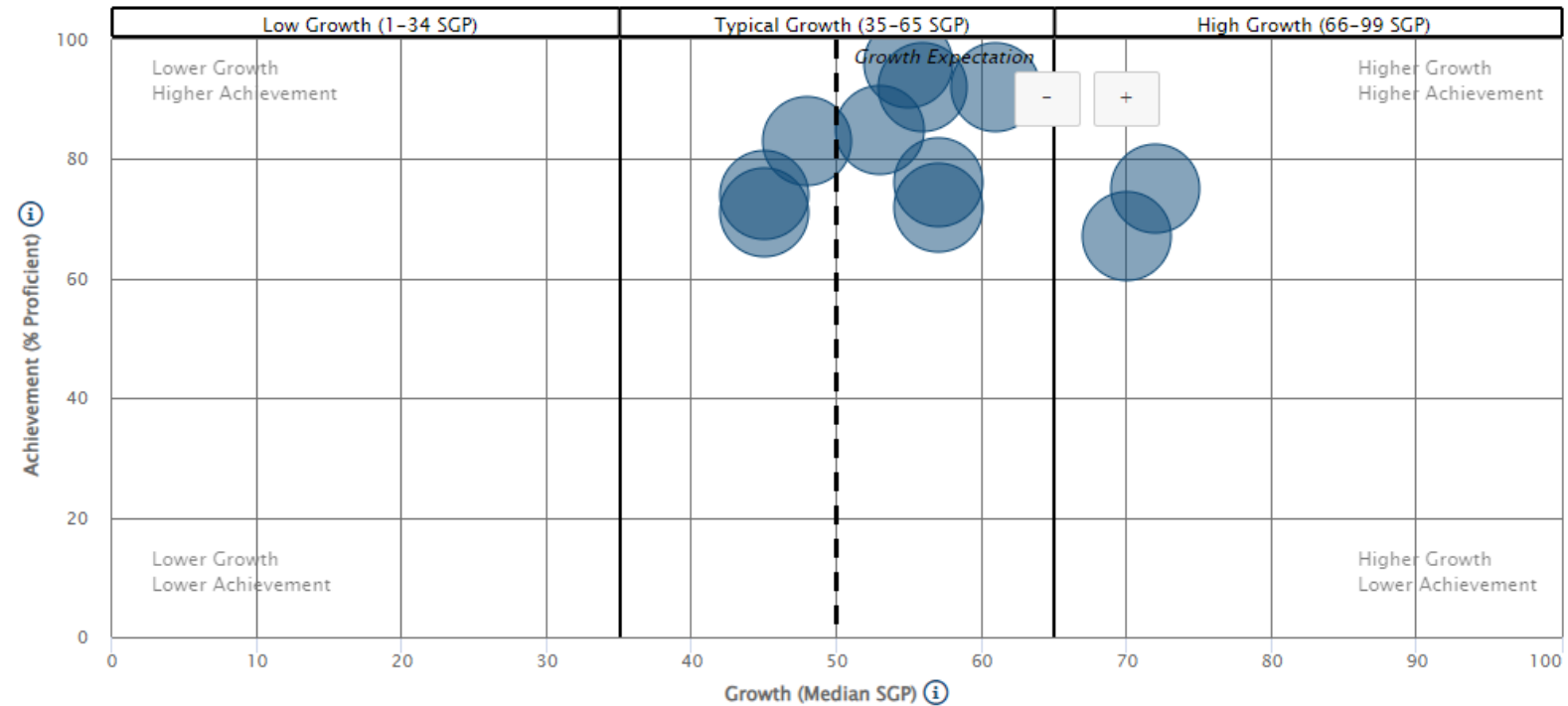
SBAC Math Proficiency



Student Growth Proficiency By Class (2-5)/Reading

School View

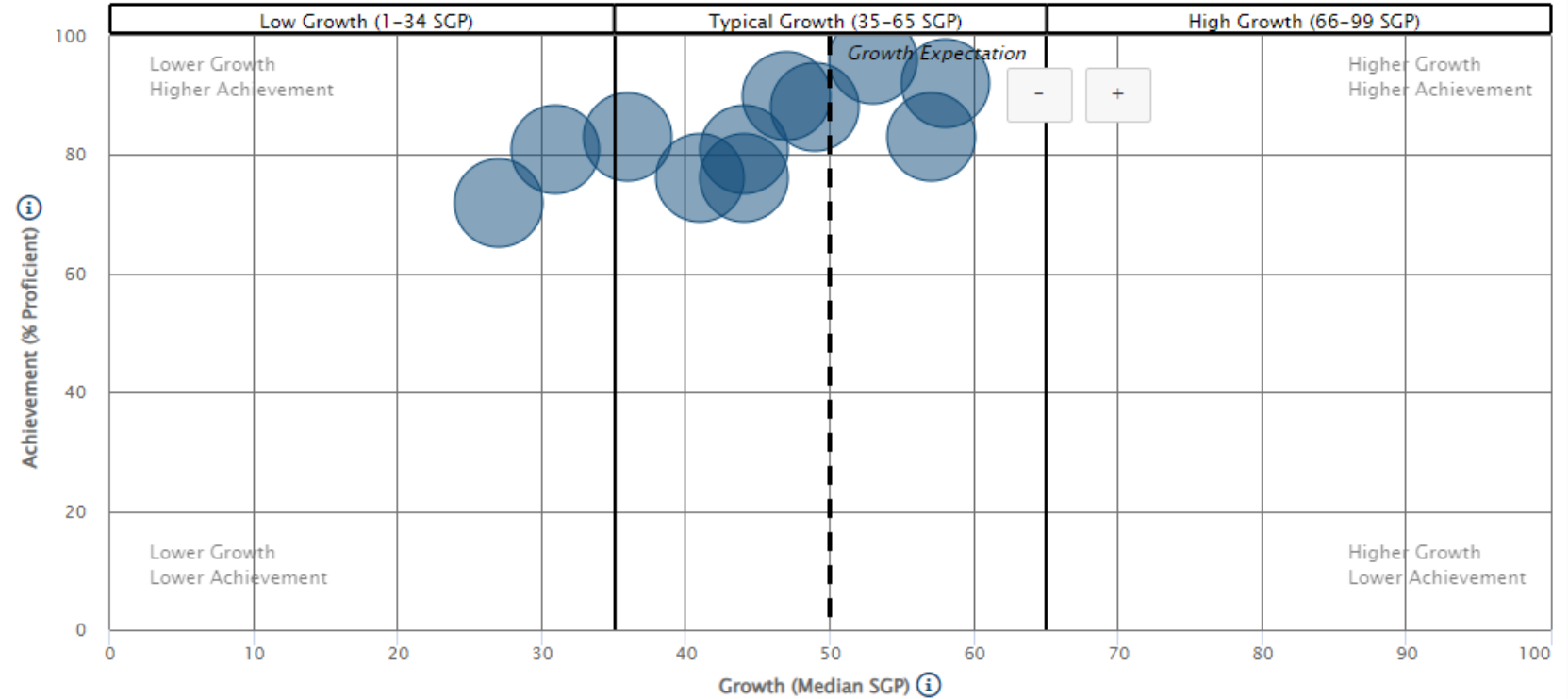
Love Elementary - 11 Classes



Student Growth Proficiency By Class (2-5)/Mathematics

School View

Love Elementary – 11 Classes



Forward Thinking, cont...

- Continue to build our teams capacity not just high-functioning – high functioning and high impact
- Strengthen Tier 1, 2, MTSS
- Build capacity- Math Pedagogical Content Knowledge (Jo Boaler, Stanford /youcubed, Ruth Parker)
- Culturally Responsive Pedagogy (Dr. Sharroky Hollie)

Contributors

● How are all Levels of the School System Contributing to These Goals?

Mikala Royal: Parent Liaison, LEAPS, K & Q Facilitator

Chanell Fletcher: Parent, Grade 5

Thushan Amarasiriwardena: School Site Council

Board Discussion and Questions

ALAMEDA UNIFIED SCHOOL DISTRICT
BOARD AGENDA ITEM

Item Title: Update on AUSD's Secondary Math Program (10 Mins/Information)

Item Type: Information

Background: Tonight, Superintendent Scuderi will give the Board and public information on AUSD's Secondary Math Program. He will include information on current district policies and goals, which include:

- Increase overall math performance
- Have students make meaning with mathematics and see it in real life contexts
- Ensure access and pathways to higher level math classes
- Increase numbers of underrepresented students in higher level math classes

Superintendent Scuderi will reiterate that there is ***no plan to eliminate 8th grade algebra for students who qualify***, and he will share long term goals and concepts for more integrated pathways for grades 8-12.

Next steps will include a longer, more detailed presentation on AUSD's Secondary Math Program in the Spring.

AUSD LCAP Goals: 2a. Support all students in becoming college and career ready.| 4. Ensure that all students have access to basic services.

Fund Codes:

Fiscal Analysis

Amount (Savings) (Cost): n/a

Recommendation: This item is presented for information only.

AUSD Guiding Principle: #1 - All students have the ability to achieve academic and personal success.| #2 - Teachers must challenge and support all students to reach their highest academic and personal potential.| #4 - Parental involvement and community engagement are integral to student success.

Submitted By: Pasquale Scuderi, Superintendent

ATTACHMENTS:

Description	Upload Date	Type
❏ AUSD's Secondary Math Program	2/27/2024	Presentation

A BRIEF UPDATE ON MIDDLE AND HIGH SCHOOL MATHEMATICS

**FEBRUARY 27, 2024
PASQUALE SCUDERI, SUPERINTENDENT**

AGENDA

- Short primer on some current actions and policies and goals
- More detailed presentation later in the spring

AN UNCOMPLICATED VISION

- Increase overall math performance
- Have students make meaning with mathematics and see it in real life contexts
- Ensure access and pathways to higher level math classes
- Increase numbers of underrepresented students in higher level math classes

ALGEBRA 1 REMAINS AN OPTION FOR 8TH GRADERS

No plan to eliminate 8th grade algebra as an option

Longer term concepts under exploration are more integrated pathways grades 8-12

- Would still allow for acceleration in 8th
- Could include an integrated 3/Pre calc compacted class
 - Provides pathway to Calculus or AP Stats for all students *without* the need to:
 - Take courses outside district
 - Enroll in more than one math course at a time




Additional details on these concepts will be presented to the Board for information later this spring.

ALGEBRA 1 REMAINS AN OPTION FOR 8TH GRADERS


Criteria:

1. A's in their 6th and 7th grade math classes
2. Score 3 or a 4 on the 6th grade math SBAC taken Spring of 2023
3. Percentile rank above 85 on the district wide Star Math assessment
4. Score of 80% or higher on the 7th grade common assessments
5. Score of 80% or higher on the Math Diagnostic Testing Project's (MDTP) Readiness for Algebra 1 placement test



ALGEBRA 1 REMAINS AN OPTION FOR 8TH GRADERS

- All students who meet 5 out of 5 criteria for algebra readiness (listed on previous slide) get a seat in an algebra 1 section.
- If, for example, there are 10 students who meet the algebra 1 readiness criteria, and not enough space in the sections, we create an additional section, and fill the section with students who met 4 out of the 5 criteria.
- We select students who met 4 out of the 5 criteria by taking a holistic look at their scores.



UNIVERSAL ACCELERATION? A LONGER-TERM DISCUSSION?

- Some research shows completion of advanced math courses increases significantly in all groups (with significant supports)
- Requires significant investment of time, resources, and staffing
- Summer or additional preparations would be required
- Alteration of master schedules to include a universal support periods (in a way that does not limit elective options of struggling students)

MATH TASK FORCE

- Analyze data, prioritize trends, and design actions to increase the number of AUSD students, particularly our traditionally underserved students, who complete A-G requirements in math

MATH TASK FORCE

Reviewing data and data disparities: STAR, SBAC, High School Pass Rates

Review and consideration of future math pathways

Curriculum Adoptions: PILOT COMMITTEE:

K-5: Year 2 of Eureka Squared

6-8: Year 2 of Carnegie Learning

9-12: Currently piloting 2 potential curricula:

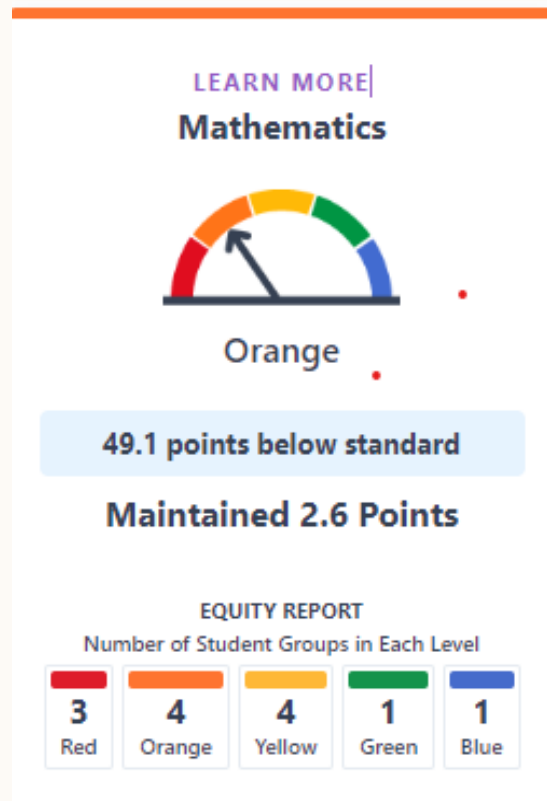
- CPM (formerly College Preparatory Mathematics)
- Open Up Resources (formerly Math Vision Project)

ELEMENTARY WORK

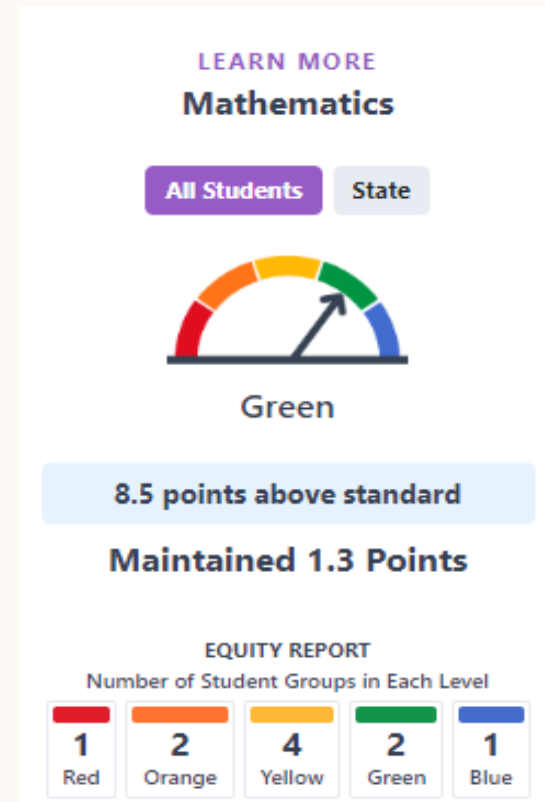
- **Math Teacher Leaders- K, 2nd, 3rd, 5th**
 - Provide support for implementation of Eureka Squared (year 2)
 - Create newsletters for each module (instructional guidelines, suggestions and best practices.)
 - Support for new teachers
 - Facilitate after school collaborations (Gamify-Fact Fluency through Games and Math IABs)
 - Help facilitate district-wide professional development
- **Math Intervention Program for RTI and after school programs**
 - Do the Math Kits (Marilyn Burns program) to be used during RTI for 1st-5th grade
 - Check out system (17 teachers have checked out intervention kits at 7 sites)
 - Instruction includes computation and problem solving through partner activities, games and direct instruction.

STATE COMPARISONS

All California

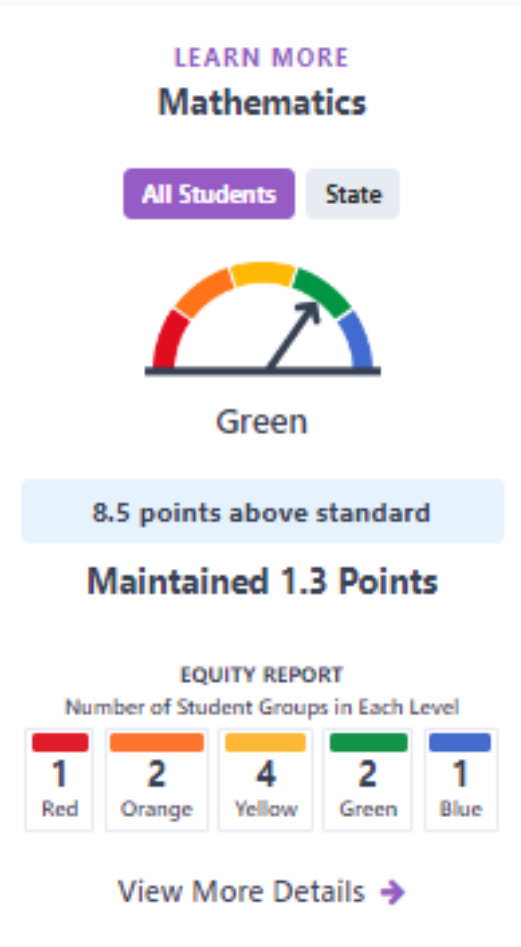


AUSD



Math*

The average distance from meeting the standard on the Math State Assessment (SBAC or CAA)



LEVEL	DECLINED SIGNIFICANTLY <small>from Prior Year (by 15.1 points or more)</small>	DECLINED <small>from Prior Year (by 3.0 to 15.0 points)</small>	MAINTAINED <small>from Prior Year (declined increased by 2.9 points or fewer)</small>	INCREASED <small>from Prior Year (by 3.0 to 14.9 points)</small>	INCREASED SIGNIFICANTLY <small>from Prior Year (by 15.0 points or more)</small>
VERY HIGH (HIGHEST STATUS) <small>+35.0 points or more in Current Year</small>	Green (None)	Green (None)	Blue (None)	Blue ▪ Asian	Blue (None)
HIGH <small>0.0 to +34.9 points in Current Year</small>	Green (None)	Green (None)	Green ▪ All Students (District Placement) ▪ White	Green ▪ Two or More Races	Blue (None)
MEDIUM <small>-0.1 to -25.0 points in Current Year</small>	Yellow (None)	Yellow ▪ Filipino	Yellow (None)	Green (None)	Green (None)
LOW <small>-25.1 to -95.0 points in Current Year</small>	Orange ▪ English Learners	Orange ▪ Hispanic	Orange (None)	Yellow ▪ Socioeconomically Disadvantaged ▪ African American	Yellow ▪ Homeless
VERY LOW (LOWEST STATUS) <small>-95.1 points or fewer in Current Year</small>	Red (None)	Red ▪ Students with Disabilities	Red (None)	Orange (None)	Orange (None)

Note: Because the local control funding formula (LCFF) treats charter schools as districts, they are not displayed on their district's Placement report. (The only exception to this rule is when a district oversees only charter schools.)

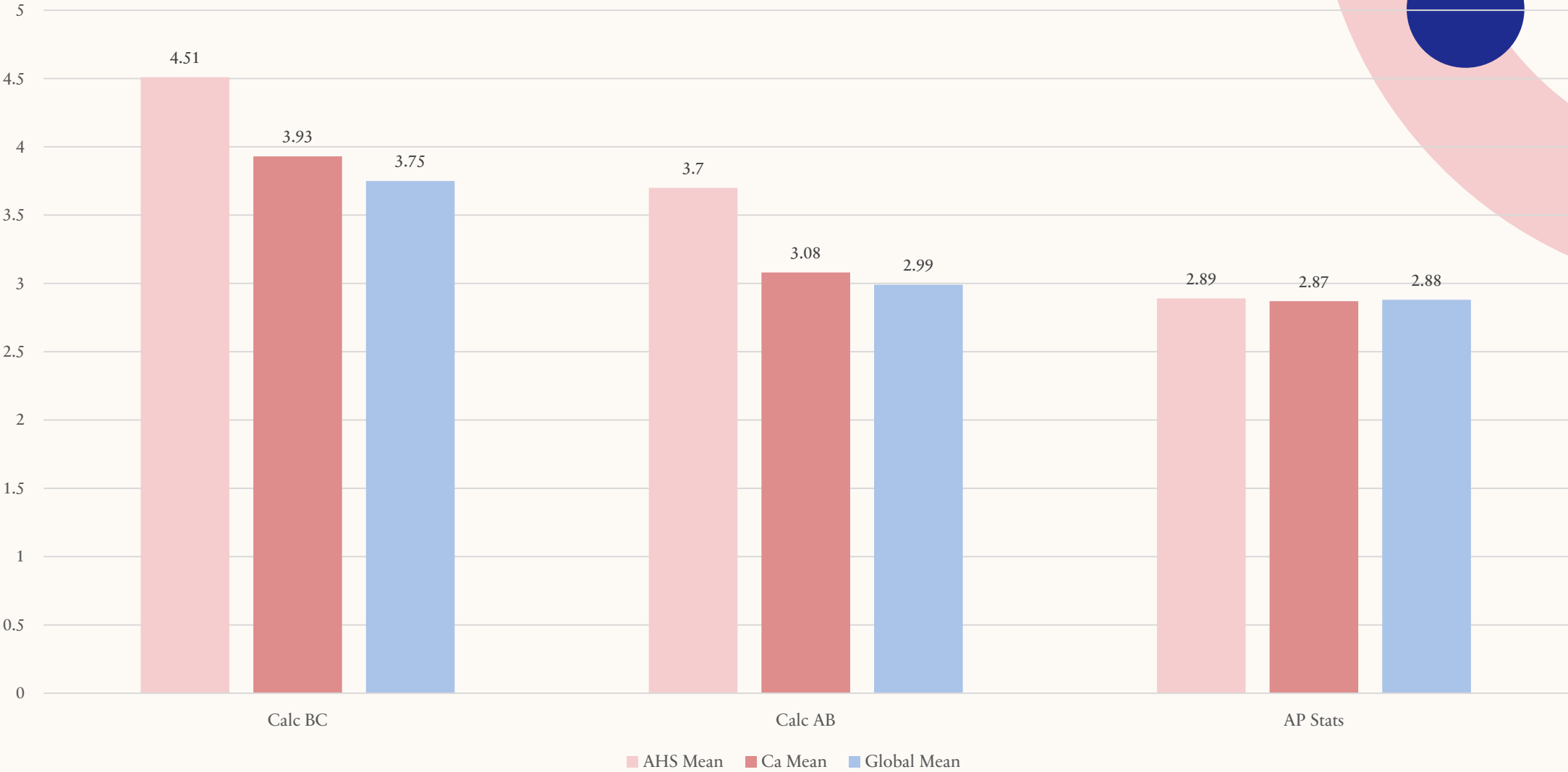
Viewing the district 5x5 tables by school type adds cut scores to the status and change labels, however, the district placement may not be held to the school type cut scores shown. District placement is kept on the 5x5 table for reference purposes only.

Total Number of Student Groups in Each Performance Level

All Student Groups	Red	Orange	Yellow	Green	Blue
10	1	2	4	2	1

*A more in-depth analysis of the State Assessments was presented to the public at the October 24, 2023

AHS AP MATH SCORES SPRING 2023



SOURCE: The College Board AP Results

**QUESTIONS/
COMMENTS?**

ALAMEDA UNIFIED SCHOOL DISTRICT
BOARD AGENDA ITEM

Item Title:	Resolution No. 2023-2024.46 Approval to Accept the Developer Fee Justification Report and Adopt the Proposed Adjustment to the Developer Fees Levied by the District (5 Mins/Action/Public Hearing)
Item Type:	Action
Background:	<p>In 1986, the California Legislature authorized school districts to levy school impact or developer fees on residential and commercial/industrial development for the purpose of funding the construction or reconstruction of school facilities. The basis of the school facilities legislation is the relationship between new development and the impact on school districts to provide adequate school facilities for the student population new development generates.</p> <p>The authority for the district's assessment of developer fees is set forth in Education Code Section 17620, pursuant to Government Code 65995, authorizing school districts to collect fees for mitigation of the impact of new development on facilities. The State allocation Board (SAB) is charged with adjusting the fee amounts for changes in the cost of construction. On January 24, 2024, the SAB approved the increase of the Developer Fee Level 1 rates to \$5.17 per square foot for residential development and \$0.84 per square foot for commercial/industrial development. This is an increase of \$0.38 for residential and \$0.06 for commercial/industrial development. To levy these fees, the district needs to provide justification for fees represented.</p> <p>As required per Govt. Code Section 6062(a), the district posted notice of this hearing regarding the proposed adoption and additionally notified the community in a local publication on two occasions, and evidence of such posting is attached to this item.</p> <p>SchoolWorks, Inc. completed the attached 2024 Developer Fee Justification Study. The findings provide the required justification for AUSD to levy the maximum fees.</p> <p>Following approval of this Resolution and with notification, the City of Alameda shall begin collecting the fees at an increased rate in sixty (60) days, beginning on April 27, 2024.</p>
AUSD LCAP Goals:	4. Ensure that all students have access to basic services.
Fund Codes:	25 Capital Facilities – Developer Fees Fund
Fiscal Analysis	
Amount (Savings) (Cost):	
Recommendation:	Approve as submitted.

AUSD Guiding Principle: #5 - Accountability, transparency, and trust are necessary at all levels of the organization.

Submitted By: Shariq Khan, Assistant Superintendent of Business Services

ATTACHMENTS:

Description		Upload Date	Type
▣	Resolution No. 2023-2024.46	2/20/2024	Resolution Letter
▣	Developer Fee Study -SchoolWorks, Inc.	2/20/2024	Backup Material
▣	Proof of Publication	2/20/2024	Backup Material

ALAMEDA UNIFIED SCHOOL DISTRICT
Alameda, California
Resolution

February 27, 2024

Resolution No. 2023-2024.46

**Adoption of Increased Development Fees on Residential, Commercial, and
Industrial Development to Fund the Construction or Reconstruction
of School Facilities**

WHEREAS, Education Code section 17620 authorizes school districts to levy a fee, charge or dedication against any new construction within its boundaries for the purpose of funding the construction or reconstruction of school facilities; and

WHEREAS, the governing board (“Board”) of the Alameda Unified School District (“District”) has caused a study to be prepared by SchoolWorks entitled 2024 Developer Fee Justification Study (incorporated herein by reference and hereinafter referred to as the “Study”), which identifies the purpose and use for the fee and sets forth a reasonable relationship between the fee to be imposed, the type of development project on which the fee is to be imposed, and the increased school facilities made necessary by virtue of the burden imposed by the development; and

WHEREAS, pursuant to the authority of Government Code section 65995, subdivision (b)(3), the fees authorized by Education Code section 17620 have presently been established by the State Allocation Board (“SAB”) in the amount of \$5.17 per square foot for residential development and \$0.84 per square foot for commercial/industrial development; and

WHEREAS, Education Code section 17621 specifically exempts the adoption, increase, or imposition of any fee, charge, dedication or other requirement pursuant to Education Code section 17620 from the provisions of the California Environmental Quality Act (“CEQA”) (Pub. Resources Code Section 21000 et seq.); and

WHEREAS, upon a determination that the imposition of school facilities fees under Education Code section 17620 is exempt from CEQA, the District is entitled to file a Notice of Exemption with the County Clerk pursuant to California Code of Regulations, title 14, section 15062.

NOW, THEREFORE, BE IT RESOLVED, that the Board makes the following findings:

1. Prior to the adoption of this resolution (“Resolution”), the Board of the District conducted a public hearing at which oral and/or written presentations were made as part of the Board’s regularly scheduled meeting. Notice of the time and place of the meeting, including a general explanation of the matter to be considered has been published twice in the newspaper in accordance with Government Code sections 66017 and 66018. Additionally, at least 10 days prior to the meeting, the District made all relevant information available to the public indicating the cost, or estimated cost, of the construction or reconstruction of school facilities made necessary by the residential and/or commercial/industrial development to which the fee shall apply.
2. The purpose of the fees is to provide adequate school facilities for the students of the District who will be generated by residential and commercial/industrial development in the District.

3. The fees are to be used to finance the construction and reconstruction of school facilities.
4. There is a reasonable relationship between the need for the imposition of the fee and the types of development projects upon which the fees shall be imposed for the purpose of the construction or reconstruction of school facilities, in that residential, commercial, and industrial development will generate students who will attend District schools. These students cannot be housed by the District without additional school facilities, or the reconstruction of existing school facilities. The fees will be used to fund all, or a portion of, new school facilities, or to reconstruct existing school facilities.
5. There is a reasonable relationship between the amount of the fee and the cost of the additional or reconstructed school facilities attributable to the development upon which the fee shall be imposed, in that the square footage of these developments has a direct relationship to the number of students that will be generated, and thus to the facilities the District must add and/or reconstruct in order to accommodate the additional students.
6. The District maintains a separate capital facilities account, or fund, as required by Government Code section 66006.
7. There are no other adequate sources of funds to meet the District's school facilities needs occasioned by, and resulting from, the construction of new residential and/or commercial/industrial development within the District.

AND BE IT FURTHER RESOLVED that the Board incorporates herein by reference, approves, and adopts the Study entitled 2024 Developer Fee Justification Study, prepared by SchoolWorks which documents the need for the school facilities fees.

AND BE IT FURTHER RESOLVED that since the Study justifies fees at or in excess of the allowable limits, the District hereby increases fees on residential development to \$5.17 per square foot, and fees on commercial/industrial developments to \$0.84 per square foot, in accordance with Education Code sections 17620, et seq., and Government Code sections 65995, et seq., except for Rental Self Storage facilities in which a fee of \$0.09 per square foot is justified.

AND BE IT FURTHER RESOLVED that the increase in fees shall take effect sixty (60) days after the date of this Resolution.

AND BE IT FURTHER RESOLVED that the Superintendent of the District, or his or her designee, shall give notice of the Board's action herein to all cities and counties with jurisdiction over the territory of the District in accordance with the requirements of Education Code section 17620 and 17621, requesting that no building permits (or, for manufactured homes and mobile homes, certificates of occupancy) be issued on or after the date which is sixty (60) days after the date of this Resolution, without certification from the District that the fee specified herein have been paid. Said notice shall specify that collection of the fees is not subject to the restriction set forth in Government Code section 66007, subdivision (a) but, pursuant to subdivision (b) of that statute, the fees are to be collected prior to issuance of building permits.

AND BE IT FURTHER RESOLVED that developers of commercial or industrial development be provided the opportunity for a hearing to appeal the imposition of the fee on their developments.

AND BE IT FURTHER RESOLVED that nothing contained or expressed in this Resolution shall be construed to affect the District's authority to increase fees, enter into agreements with developers, or otherwise adopt or impose, to the extent permitted by law, additional fees, to fully mitigate the impact of residential and/or commercial/industrial development upon the District's school facilities.

AND BE IT FURTHER RESOLVED that the District's administration is authorized to make expenditures and to incur obligations of the fees for the purposes authorized by law.

AND BE IT FURTHER RESOLVED that the Board hereby finds that the increase in fees hereunder is statutorily exempt from the requirements of CEQA pursuant to Education Code section 17621.

AND BE IT FURTHER RESOLVED that this Board hereby adopts this Resolution and directs the Superintendent, or his or her designee, to file a certified copy of this Resolution, together with all relevant supporting documentation and a map clearly indicating the boundaries of the area subject to the fee, to each city and each county in which the District is situated, pursuant to Education Code section 17621.

PASSED AND ADOPTED by the following vote this 27th day of February, 2024:

AYES: _____ MEMBERS: _____

NOES: _____ MEMBERS: _____

ABSENT: _____ MEMBERS: _____

Jennifer Williams, President
Board of Education
Alameda Unified School District
Alameda County, State of California

ATTEST:

By: _____
Pasquale Scuderi, Secretary
Board of Education
Alameda Unified School District

JANUARY 2024

2024 DEVELOPER FEE JUSTIFICATION STUDY
FOR
ALAMEDA UNIFIED SCHOOL DISTRICT

PASQUALE SCUDERI,
SUPERINTENDENT

PREPARED BY

SCHOOLWORKS, INC.
8700 Auburn Folsom Rd., #200
Granite Bay, CA 95746

PHONE: (916) 733-0402
WWW.SCHOOLWORKSGIS.COM

TABLE OF CONTENTS

Executive Summary	1
Background	2
Purpose and Intent	3
Burden Nexus	3
Cost Nexus	3
Benefit Nexus	3
Enrollment and Impacts	4
Student Generation Factor	5
New Residential Development Impacts	6
Existing Facility Capacity	7
Classroom Loading Standards.....	7
Existing Facility Capacity	8
Unhoused Students by State Housing Standards	9
Calculation of Development's Fiscal Impact on Schools	10
School Facility Construction Costs	10
Impact of Residential Development	11
Impact of Other Residential Development.....	12
Impact of Commercial/Industrial Development.....	12
Employees per Square Foot of Commercial Development	13
Students per Employee	13
School Facilities Cost per Student	14
Residential Offset	14
Net Cost per Square Foot	15
Verifying the Sufficiency of the Development Impact.....	15
District Map	16
Conclusion.....	18
Burden Nexus	18
Cost Nexus	18
Benefit Nexus	18

Appendices

- **SAB 50-01 - Enrollment Certification/Projection**
- **Census Data**
- **Use of Developer Fees**
- **Site Development Costs**
- **Index Adjustment on the Assessment for Development – State Allocation Board Meeting of January 24, 2024**
- **Annual Adjustment to School Facility Program Grants**

DRAFT

Executive Summary

This Developer Fee Justification Study demonstrates that the Alameda Unified School District requires the full statutory impact fee to accommodate impacts from development activity.

A fee of \$4.79 per square foot for residential construction and a fee of \$0.78 per square foot for commercial/industrial construction is currently assessed on applicable permits pulled in the District. The new fee amounts are **\$5.17** per square foot for residential construction and **\$0.84*** per square foot for commercial/industrial construction. This proposed increase represents \$0.38 per square foot and \$0.06 per square foot for residential and commercial/ industrial construction, respectively.

The following table shows the impacts of the new fee amounts:

Table 1
Alameda Unified School District
Developer Fee Collection Rates

Totals	<u>Previous</u>	<u>New</u>	<u>Change</u>
Residential	\$4.79	\$5.17	\$0.38
Commercial/Ind.	\$0.78	\$0.84	\$0.06

*except for Rental Self Storage facilities in which a fee of \$0.09 per square foot is justified.

The total projected number of housing units to be built over the next five years is 1,130. The average area per unit is 1,245 square feet. This Study demonstrates a need of \$13.11 per square foot for residential construction.

Background

Education Code Section 17620 allows school districts to assess fees on new residential and commercial construction within their respective boundaries. These fees can be collected without special city or county approval, to fund the construction of new school facilities necessitated by the impact of residential and commercial development activity. In addition, these fees can also be used to fund the reconstruction of school facilities to accommodate students generated from new development projects. Fees are collected immediately prior to the time of the issuance of a building permit by the City or the County.

As new development generates students, additional school facilities or modernization of existing facilities will be needed to house the new students. Because of the high cost associated with constructing school facilities and the District's limited budget, outside funding sources are required for future school construction. State and local funding sources for the construction and/or reconstruction of school facilities are limited.

The authority cited in Education Code Section 17620 states in part "... the governing board of any school district is authorized to levy a fee, charge, dedication or other form of requirement against any development project for the construction or reconstruction of school facilities." The legislation originally established the maximum fee rates at \$1.50 per square foot for residential construction and \$0.25 per square foot for commercial/industrial construction. Government Code Section 65995 provides for an inflationary increase in the fees every two years based on the changes in the Class B construction index. As a result of these adjustments, the fees authorized by Education Code 17620 are currently **\$5.17** per square foot of residential construction and **\$0.84** per square foot of commercial or industrial construction.

Purpose and Intent

Prior to levying developer fees, a district must demonstrate and document that a reasonable relationship exists between the need for new or reconstructed school facilities and residential, commercial and industrial development. The justification for levying fees is required to address three basic links between the need for facilities and new development. These links or nexus are:

Burden Nexus: A district must identify the number of students anticipated to be generated by residential, commercial and industrial development. In addition, the district shall identify the school facility and cost impact of these students.

Cost Nexus: A district must demonstrate that the fees to be collected from residential, commercial and industrial development will not exceed the cost of providing school facilities for the students to be generated from the development.

Benefit Nexus: A district must show that the construction or reconstruction of school facilities to be funded by the collection of developer fees will benefit the students generated by residential, commercial and industrial development.

The purpose of this Study is to document if a reasonable relationship exists between residential, commercial and industrial development and the need for new and/or modernized facilities in the Alameda Unified School District.

Following in this Study will be figures indicating the current enrollment and the projected development occurring within the attendance boundaries of the Alameda Unified School District. The students generated will then be loaded into existing facilities to the extent of available space. Thereafter, the needed facilities will be determined and an estimated cost will be assigned. The cost of the facilities will then be compared to the area of residential, commercial and industrial development to determine the amount of developer fees justified.

Enrollment and Impacts

In 2023/2024 the District's total enrollment (CBEDS) was 9,061 students. The enrollment by grade level is shown here in Table 2.

Table 2

**Alameda Unified School District
CURRENT ENROLLMENT**

Grade	2023/2024
TK/K	849
1	597
2	626
3	661
4	677
5	686
6	647
<hr/>	
TK-6 Total	4,743
7	645
8	610
<hr/>	
7-8 Total	1,255
9	729
10	740
11	800
12	794
<hr/>	
9-12 Total	3,063
<hr/>	
TK-12 Total	9,061

This data will be the basis for the enrollment impacts which will be presented later after a review of the development projections and the student generation factors.

Student Generation Factor

In determining the impact of new development, the District is required to show how many students will be generated from the new developments. In order to ensure that new development is paying only for the impact of those students that are being generated by new homes and businesses, the student generation factor is applied to the number of new housing units to determine development-related impacts.

The student generation factor identifies the number of students per housing unit and provides a link between residential construction projects and projections of enrollment. The State-wide factor used by the Office of Public School Construction is 0.70 for grades TK-12. For the purposes of this Study we will use the local factors to determine the students generated from new housing developments. This was done by comparing the number of housing units in the school district to the number of students in the school district as of the 2020 Census. Table 3 shows the student generation factors for the various grade groupings.

Table 3

Alameda Unified School District STUDENT GENERATION FACTORS

<u>Grades</u>	<u>Students per Household</u>
TK-6	0.16311
7-8	0.04067
9-12	0.09874
Total	0.30252

When using the Census data to determine the average district student yield rate, it is not possible to determine which students were living in multi-family units versus single family units. Therefore, only the total average yield rate is shown.

New Residential Development Impacts

The Alameda Unified School District has experienced an average new residential construction rate of approximately 226 units per year over the past four years. This was determined by reviewing the residential permits pulled and school development impact fees paid to the District. After contacting the City of Alameda planning department within the school district boundaries, it was determined that the residential construction rate over the next five years will average 226 units per year. Projecting the average rate forward, we would expect that 1,130 units of residential housing will be built within the District boundaries over the next five years.

To determine the impact of residential development, a student projection is done. Applying the student generation factor of 0.3025 to the projected 1,130 units of residential housing, we expect that 342 students will be generated from the new residential construction over the next five years. This includes 184 elementary school students, 46 middle school students, and 112 high school students.

The following table shows the projected impact of new development. The students generated by development will be utilized to determine the facility cost impacts to the school district.

Table 4

Alameda Unified School District DEVELOPMENT IMPACT ANALYSIS

<u>Grades</u>	<u>Generation Rate</u>	<u>Students Generated</u>
TK to 6	0.1631	184
7 to 8	0.0407	46
9 to 12	0.0987	112
Totals	0.3025	342

Existing Facility Capacity

To determine the need for additional school facilities, the capacity of the existing facilities must be identified and compared to current and anticipated enrollments. The District’s existing building capacity will be calculated using the State classroom loading standards shown in Table 6. The following types of “support-spaces” necessary for the conduct of the District’s comprehensive educational program, are not included as “teaching stations,” commonly known as “classrooms” to the public:

Table 5
List of Core and Support Facilities

Library	Resource Specialist
Multipurpose Room	Gymnasium
Office Area	Lunch Room
Staff Workroom	P.E. Facilities

Because the District requires these types of support facilities as part of its existing facility and curriculum standards at its schools, new development’s impact must not materially or adversely affect the continuance of these standards. Therefore, new development cannot require that the District house students in these integral support spaces.

Classroom Loading Standards

The following maximum classroom loading-factors are used to determine teaching-station “capacity,” in accordance with the State legislation and the State School Building Program. These capacity calculations are also used in preparing and filing the baseline school capacity statement with the Office of Public School Construction.

Table 6
State Classroom Loading Standards

TK/Kindergarten	25 Students/Classroom
1 st -3 rd Grades	25 Students/Classroom
4 th -6 th Grades	25 Students/Classroom
7 th -8 th Grades	27 Students/Classroom
9 th -12 th Grades	27 Students/Classroom
Non Severe Special Ed	13 Students/Classroom

Existing Facility Capacity

The State determines the baseline capacity by either loading all permanent teaching stations plus a maximum number of portables equal to 25% of the number of permanent classrooms or by loading all permanent classrooms and only portables that are owned or have been leased for over 5 years. As allowed by law and required by the State, facility capacities are calculated by identifying the number of teaching stations at each campus. All qualified teaching stations were included in the calculation of the capacities at the time the initial inventory was calculated. To account for activity and changes since the baseline was established in 1998/99, the student grants (which represent the seats added either by new schools or additions to existing schools) for new construction projects funded by OPSC have been added. Using these guidelines the District's current State calculated capacity is shown in Table 7.

Table 7

**Alameda Unified School District
Summary of Existing Facility Capacity**

<u>School Facility</u>	<u>Total Chargeable Classrooms</u>	<u>State Loading Factor</u>	<u>State Funded Projects</u>	<u>Total State Capacity</u>
Grades TK-6	240	25	150	6,150
Grades 7-8	83	27	216	2,457
Grades 9-12	112	27	0	3,024
Special Ed	25	13	9	274
Totals	460		375	11,905

OPSC Funded Projects

<u>Name</u>	<u>Project #</u>	<u>TK-6 Grants</u>	<u>7-8 Grants</u>	<u>9-12 Grants</u>	<u>Special Ed</u>	<u>CR</u>
Lincoln Middle	1	0	216	0	0	8
Woodstock Elem	2	0	0	0	9	3
Otis Frank Elem	3	150	0	0	0	0
Totals		150	216	0	9	11

This table shows a basic summary of the form and procedures used by OPSC (Office of Public School Construction) to determine the capacity of a school district. There were a total of 460 classrooms in the District when the baseline was established.

To determine the total capacity based on State standards, the capacity of the chargeable classrooms are multiplied by the State loading standards and then the capacity of the projects completed since 1998/99 (when the baseline was established) are added based on the State funded new construction projects. As Table 7 shows, the total State capacity of the District facilities is 11,905 students.

Unhoused Students by State Housing Standards

This next table compares the facility capacity with the space needed to determine if there is available space for new students from the projected developments. The space needed was determined by reviewing the historic enrollments over the past four years along with the projected enrollment in five years to determine the number of seats needed to house the students within the existing homes. The seats needed were determined individually for each grade grouping. The projected enrollment in the space needed analysis did not include the impact of any new housing units.

Table 8

Alameda Unified School District Summary of Available District Capacity

<u>School Facility</u>	<u>State Capacity</u>	<u>Space Needed</u>	<u>Available Capacity</u>
Grades TK-6	6,150	6,308	(158)
Grades 7-8	2,457	1,226	1,231
Grades 9-12	3,024	3,084	(60)
Special Ed	274	250	24
Totals	11,905	10,868	1,037

The District capacity of 11,905 is more than the space needed of 10,868, assuming the existing facilities remain in sufficient condition to maintain existing levels of service. The difference is 1,037 students. Since the enrollment space needed at grades TK-6 and 9-12 exceeds the District capacity there is no excess capacity at grades TK-6 and 9-12 available to house students from new development.

Calculation of Development's Fiscal Impact on Schools

This section of the Study will demonstrate that a reasonable relationship exists between residential, commercial/industrial development and the need for school facilities in the Alameda Unified School District. To the extent this relationship exists, the District is justified in levying developer fees as authorized by Education Code Section 17620.

School Facility Construction Costs

For the purposes of estimating the cost of building school facilities we have used the State School Building Program funding allowances. These amounts are shown in Table 9. In addition to the basic construction costs, there are site acquisition costs of \$775,000 per acre and service-site, utilities, off-site and general site development costs which are also shown in Table 9.

Table 9

NEW CONSTRUCTION COSTS

<u>Grade</u>	<u>Base Grant</u>	<u>Fire Alarms</u>	<u>Fire Sprinklers</u>	Per Student
				<u>Total</u>
TK-6	\$31,540	\$38	\$528	\$32,106
7-8	\$33,358	\$50	\$630	\$34,038
9-12	\$42,446	\$84	\$654	\$43,184

Site Acreage Needs

<u>Grade</u>	<u>Typical</u>	<u>Average</u>	<u>Projected</u>	<u>Equivalent</u>	<u>Site</u>
	<u>Acres</u>	<u>Students</u>	<u>Unhoused</u>	<u>Sites</u>	<u>Acres</u>
TK-6	10	600	184	0.31	3.07
7-8	20	800	0	0.00	0.00
9-12	40	1,500	112	0.07	2.99
TOTAL					6.06

General Site Development Allowance

<u>Grade</u>	<u>Acres</u>	<u>Allowance/Acre</u>	<u>Base Cost</u>	<u>% Allowance</u>	<u>Added Cost</u>	<u>Total Cost</u>
TK-6	3.07	\$51,340	\$157,614	6%	\$354,450	\$512,064
7-8	0.00	\$51,340	\$0	6%	\$0	\$0
9-12	2.99	\$51,340	\$153,507	3.75%	\$181,373	\$334,879
Totals	6.06					\$846,943

Site Acquisition & Development Summary

<u>Grade</u>	<u>Acres</u>	<u>Land</u>	<u>Total</u>	<u>Site</u>	<u>Site</u>	<u>General Site</u>	<u>Total Site</u>
	<u>Needed</u>	<u>Cost/Acre</u>	<u>Land Cost</u>	<u>Development</u>	<u>Dev. Cost</u>	<u>Development</u>	<u>Development</u>
TK-6	3.07	\$775,000	\$2,379,250	\$339,346	\$1,041,792	\$512,064	\$1,553,856
7-8	0.00	\$775,000	\$0	\$319,258	\$0	\$0	\$0
9-12	2.99	\$775,000	\$2,317,250	\$372,291	\$1,113,150	\$334,879	\$1,448,029
Totals	6.06		\$4,696,500		\$2,154,942	\$846,943	\$3,001,886

Note: The grant amounts used are twice those shown in the appendix to represent the full cost of the facility needs and not just the standard State funding share of 50%.

Impact of New Residential Development

This next table compares the development-related enrollment to the available district capacity for each grade level and then multiplies the unhoused students by the new school construction costs to determine the total school facility costs related to the impact of new residential housing developments.

In addition, the State provides that new construction projects can include the costs for site acquisition and development, including appraisals, surveys and title reports. The District needs to acquire acres to meet the needs of the students projected from the new developments. Therefore, the costs for site acquisition and development of the land have been included in the total impacts due to new development.

Table 10

Alameda Unified School District Summary of Residential Impact

<u>School Facility</u>	<u>Students Generated</u>	<u>Available Space</u>	<u>Net Unhoused</u>	<u>Construction Cost Per Student</u>	<u>Total Facility Costs</u>
Elementary	184	0	184	\$32,106	\$5,907,504
Middle	46	1,231	0	\$34,038	\$0
High & Cont.	112	0	112	\$43,184	\$4,836,608
Site Purchase: 6.06 acres					\$4,696,500
Site Development:					\$3,001,886
New Construction needs due to development:					\$18,442,498
Average cost per student:					\$53,925
Total Residential Sq Ft:					1,406,850
Residential Fee Justified:					\$13.11

The total need for school facilities based solely on the impact of the 1,130 new housing units projected over the next five years totals \$18,442,498. To determine the impact per square foot of residential development, this amount is divided by the total square feet of the projected developments. As calculated from the historic Developer Fee Permits, the average size home built

has averaged 1,245 square feet. The total area for 1,130 new homes would therefore be 1,406,850 square feet. The total residential fee needed to be able to collect \$18,442,498 would be **\$13.11** per square foot.

Impact of Other Residential Development

In addition to new residential development projects that typically include new single family homes and new multi-family units, the District can also be impacted by additional types of new development projects. These include but are not limited to redevelopment projects, additions to existing housing units, and replacement of existing housing units with new housing units. These development projects are still residential projects and therefore it is reasonable to assume they would have the same monetary impacts per square foot as the new residential development projects. However, the net impact is reduced due to the fact that there was a previous residential building in its place. Therefore, the development impact fees should only be charged for other residential developments if the new building(s) exceed the square footage area of the previous building(s). If the new building is larger than the existing building, then it is reasonable to assume that additional students could be generated by the project. The project would only pay for the development impact fees for the net increase in assessable space generated by the development project. Education Code allows for an exemption from development impacts fees for any additions to existing residential structures that are 500 square feet or less.

Impact of Commercial/Industrial Development

There is a correlation between the growth of commercial/industrial firms/facilities within a community and the generation of school students within most business service areas. Fees for commercial/industrial can only be imposed if the residential fees will not fully mitigate the cost of providing school facilities to students from new development.

The approach utilized in this section is to apply statutory standards, U.S. Census employment statistics, and local statistics to determine the impact of future commercial/industrial development projects on the District. Many of the factors used in this analysis were taken from the U.S. Census, which remains the most complete and authoritative source of information on the community in addition to the "1990 SanDAG Traffic Generators Report".

Employees per Square Foot of Commercial Development

Results from a survey published by the San Diego Association of Governments “1990 San DAG Traffic Generators” are used to establish numbers of employees per square foot of building area to be anticipated in new commercial or industrial development projects. The average number of workers per 1,000 square feet of area ranges from 0.06 for Rental Self Storage to 4.79 for Standard Commercial Offices. The generation factors from that report are shown in the following table.

Table 11

Commercial/Industrial Category	Average Square Foot Per Employee	Employees Per Average Square Foot
Banks	354	0.00283
Community Shopping Centers	652	0.00153
Neighborhood Shopping Centers	369	0.00271
Industrial Business Parks	284	0.00352
Industrial Parks	742	0.00135
Rental Self Storage	15541	0.00006
Scientific Research & Development	329	0.00304
Lodging	882	0.00113
Standard Commercial Office	209	0.00479
Large High Rise Commercial Office	232	0.00431
Corporate Offices	372	0.00269
Medical Offices	234	0.00427

Source: 1990 SanDAG Traffic Generators report

Students per Employee

The number of students per employee is determined by using the S0802: Means of Transportation to Work by Selected Characteristics 2018-2022 American Community Survey 5-Year Estimates and DP1: Profile of General Population and Housing Characteristics 2020: DEC Demographic Profile for the District. There were 39,671 employees and 30,980 homes in the District. This represents a ratio of 1.2805 employees per home.

There were 9,372 school age children attending the District in 2020. This is a ratio of 0.2362 students per employee. This ratio, however, must be reduced by including only the percentage of employees that worked in their community of residence (17.5%), because only those employees living in the District will impact the District’s school facilities with their children. The net ratio of students per employee in the District is 0.0413.

School Facilities Cost per Student

Facility costs for housing commercially generated students are the same as those used for residential construction. The cost factors used to assess the impact from commercial development projects are contained in Table 10.

Residential Offset

When additional employees are generated in the District as a result of new commercial/industrial development, fees will also be charged on the residential units necessary to provide housing for the employees living in the District. To prevent a commercial or industrial development from paying for the portion of the impact that will be covered by the residential fee, this amount has been calculated and deducted from each category. The residential offset amount is calculated by multiplying the following factors together and dividing by 1,000 (to convert from cost per 1,000 square feet to cost per square foot).

- Employees per 1,000 square feet (varies from a low of 0.06 for rental self storage to a high of 4.79 for office building).
- Percentage of employees that worked in their community of residence (17.5 percent).
- Housing units per employee (0.7809). This was derived from the 2018-2022 ACS 5 Year Estimates and DP1 data for the District, which indicates there were 30,980 housing units and 39,671 employees.
- Percentage of employees that will occupy new housing units (75 percent).
- Average square feet per dwelling unit (1,245).
- Residential fee charged by the District (\$5.17 per square foot).
- Average cost per student was determined in Table 10.

The following table shows the calculation of the school facility costs generated by a square foot of new commercial/industrial development for each category of development.

Table 12

Alameda Unified School District Summary of Commercial and Industrial Uses							
Type	Employees per 1,000 Sq. Ft.	Students per Employee	Students per 1,000 Sq. Ft.	Average Cost per Student	Cost per Sq. Ft.	Residential offset per Sq. Ft.	Net Cost per Sq. Ft.
Banks	2.83	0.0413	0.117	\$53,925	\$6.31	\$1.87	\$4.44
Community Shopping Centers	1.53	0.0413	0.063	\$53,925	\$3.41	\$1.01	\$2.40
Neighborhood Shopping Centers	2.71	0.0413	0.112	\$53,925	\$6.04	\$1.79	\$4.25
Industrial Business Parks	3.52	0.0413	0.146	\$53,925	\$7.85	\$2.32	\$5.53
Industrial Parks	1.35	0.0413	0.056	\$53,925	\$3.01	\$0.89	\$2.12
Rental Self Storage	0.06	0.0413	0.002	\$53,925	\$0.13	\$0.04	\$0.09
Scientific Research & Development	3.04	0.0413	0.126	\$53,925	\$6.78	\$2.01	\$4.77
Lodging	1.13	0.0413	0.047	\$53,925	\$2.52	\$0.75	\$1.77
Standard Commercial Office	4.79	0.0413	0.198	\$53,925	\$10.68	\$3.16	\$7.52
Large High Rise Commercial Office	4.31	0.0413	0.178	\$53,925	\$9.61	\$2.84	\$6.77
Corporate Offices	2.69	0.0413	0.111	\$53,925	\$6.00	\$1.77	\$4.23
Medical Offices	4.27	0.0413	0.177	\$53,925	\$9.52	\$2.82	\$6.70

*Based on 1990 SanDAG Traffic Generator Report

Net Cost per Square Foot

Since the State Maximum Fee is now \$0.84 for commercial/industrial construction, the District is justified in collecting the maximum fee for all categories with the exception of Rental Self Storage. The District can only justify collection of \$0.09 per square foot of Rental Self Storage construction.

Verifying the Sufficiency of the Development Impact

Education Code Section 17620 requires districts to find that fee revenues will not exceed the cost of providing school facilities to the students generated by the development paying the fees. This section shows that the fee revenues do not exceed the impact of the new development.

The total need for school facilities resulting from new development totals \$18,442,498. The amount the District would collect over the five year period at the maximum rate of \$5.17 for residential and \$0.84 for commercial/industrial development would be as follows:

$\$5.17 \times 1,130 \text{ homes} \times 1,245 \text{ sq ft per home} = \$7,273,415$ for Residential

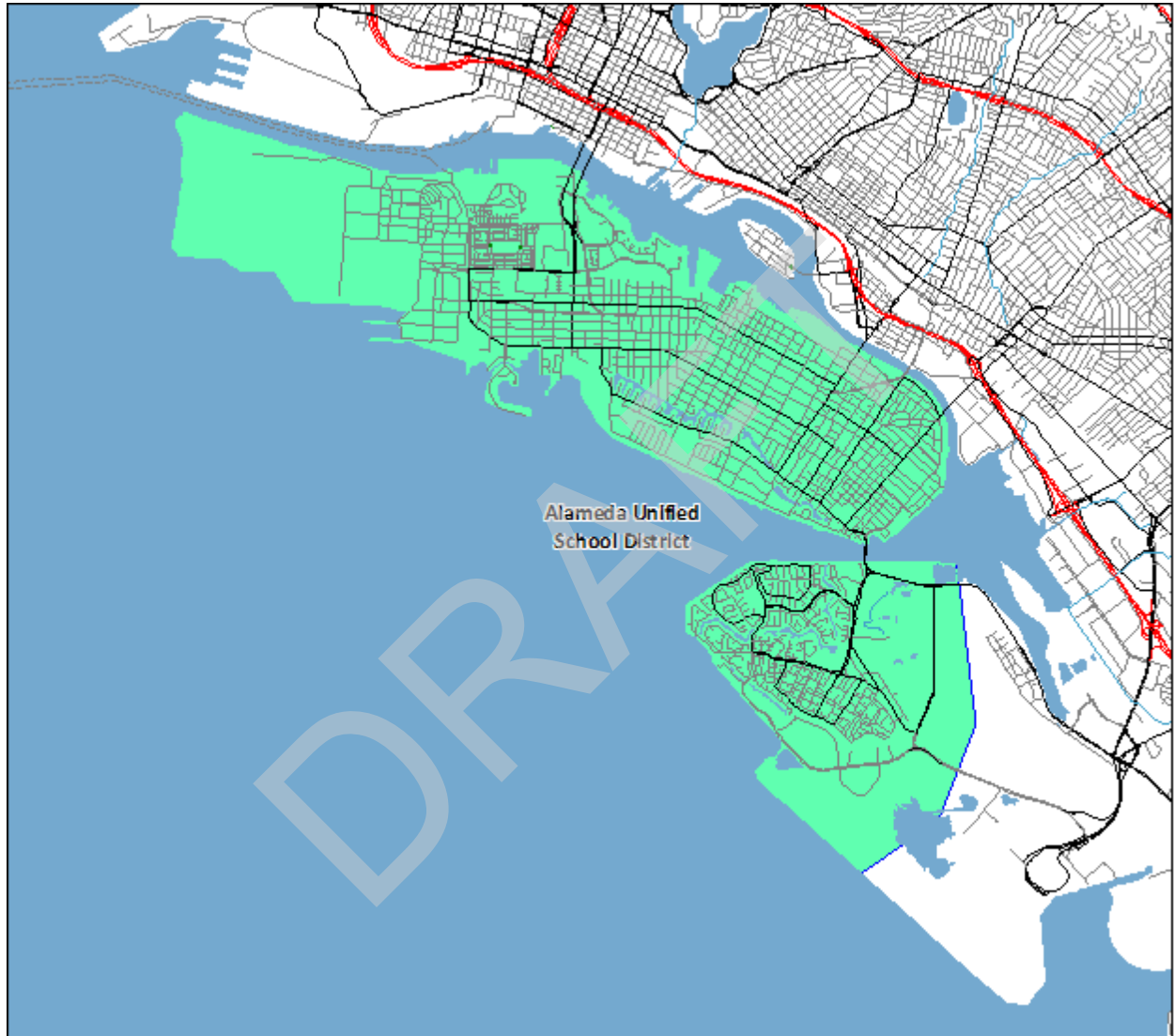
$\$0.84 \times 229,600 \text{ sq ft per year} \times 5 \text{ years} = \$964,320$ for Commercial/Industrial

Total projected 5 year income: \$8,237,735

The estimated income is less than the projected facility needs due to the impact of new development projects.

District Map

The following map shows the extent of the areas for which development fees are applicable to the Alameda Unified School District.



Conclusion

Based on the data contained in this Study, it is found that a reasonable relationship exists between residential, commercial/industrial development and the need for school facilities in the Alameda Unified School District. The following three nexus tests required to show justification for levying fees have been met:

Burden Nexus: New residential development will generate an average of 0.30252 TK-12 grade students per unit. Because the District does not have adequate facilities for all the students generated by new developments, the District will need to build additional facilities and/or modernize/reconstruct the existing facilities in order to maintain existing level of services in which the new students will be housed.

Cost Nexus: The cost to provide new and reconstructed facilities is an average of \$13.11 per square foot of residential development. Each square foot of residential development will generate \$5.17 in developer fees resulting in a shortfall of \$7.94 per square foot.

Benefit Nexus: The developer fees to be collected by the Alameda Unified School District will be used for the provision of additional and reconstructed or modernized school facilities. This will benefit the students to be generated by new development by providing them with adequate educational school facilities.

The District's planned use of the fees received from development impacts will include the following types of projects, each of which will benefit students from new developments.

- 1) **New Schools:** When there is enough development activity occurring in a single area, the District will build a new school to house the students from new developments.
- 2) **Additions to Existing Schools:** When infill development occurs, the District will accommodate students at existing schools by building needed classrooms and/or support facilities such as cafeterias, restrooms, gyms and libraries as needed to increase the school capacity. Schools may also need upgrades of the technology and tele-communication systems to be able to increase their capacity.

- 3) Portable Replacement Projects: Some of the District's capacity is in portables and therefore may not be included in the State's capacity calculations. These portables can be replaced with new permanent or modular classrooms to provide adequate space for students from new developments. These projects result in an increase to the facility capacity according to State standards. In addition, old portables that have reached the end of their life expectancy, will need to be replaced to maintain the existing level of service. These types of projects are considered modernization projects in the State Building Program. If development impacts did not exist, the old portables could be removed.
- 4) Modernization/Upgrade Projects: In many cases, students from new developments are not located in areas where new schools are planned to be built. The District plans to modernize or upgrade older schools to be equivalent to new schools so students will be housed in equitable facilities to those students housed in new schools. These projects may include updates to the building structures to meet current building standards, along with upgrades to the current fire and safety standards and any access compliance standards.

The District will use the funds district wide to provide temporary housing for students, permanent housing for students, and the replacement of temporary housing with permanent housing for students.

The reasonable relationship identified by these findings provides the required justification for the Alameda Unified School District to levy the maximum fees of **\$5.17** per square foot for residential construction and **\$0.84** per square foot for commercial/industrial construction, except for Rental Self Storage facilities in which a fee of **\$0.09** per square foot is justified as authorized by Education Code Section 17620.

Appendices

2024 Developer Fee Justification Study

Alameda Unified School District

SCHOOL DISTRICT Alameda Unified	FIVE DIGIT DISTRICT CODE NUMBER (see California Public School Directory) 61119
COUNTY Alameda	HIGH SCHOOL ATTENDANCE AREA (HSAA) OR SUPER HSAA (if applicable)

Check one: ☒ Fifth-Year Enrollment Projection ☐ Tenth-Year Enrollment Projection

HSAA Districts Only - Check one: ☐ Attendance ☐ Residency

☐ Residency - COS Districts Only - (Fifth Year Projection Only)

☐ Modified Weighting (Fifth-Year Projection Only)

☐ Alternate Weighting - (Fill in boxes to the right):

3rd Prev. to 2nd Prev.	2nd Prev. to Prev.	Previous to Current

Part G. Number of New Dwelling Units
(Fifth-Year Projection Only)

1130

Part H. District Student Yield Factor
(Fifth-Year Projection Only)

.302517

Part I. Projected Enrollment

1. Fifth-Year Projection

Enrollment/Residency - (except Special Day Class pupils)

K-6	7-8	9-12	TOTAL
6641	1247	3269	11157

Special Day Class pupils only - Enrollment/Residency

	Elementary	Secondary	TOTAL
Non-Severe	0	0	0
Severe	0	0	0
TOTAL	0	0	

2. Tenth-Year Projection

Enrollment/Residency - (except Special Day Class pupils)

K-6	7-8	9-12	TOTAL

Special Day Class pupils only - Enrollment/Residency

	Elementary	Secondary	TOTAL
Non-Severe			
Severe			
TOTAL			

I certify, as the District Representative, that the information reported on this form and, when applicable, the High School Attendance Area Residency Reporting Worksheet attached, is true and correct and that:

- I am designated as an authorized district representative by the governing board of the district.
- If the district is requesting an augmentation in the enrollment projection pursuant to Regulation Section 1859.42.1 (a), the local planning commission or approval authority has approved the tentative subdivision map used for augmentation of the enrollment and the district has identified dwelling units in that map to be contracted. All subdivision maps used for augmentation of enrollment are available at the district for review by the Office of Public School Construction (OPSC).
- This form is an exact duplicate (verbatim) of the form provided by the Office of Public School Construction. In the event a conflict should exist, then the language in the OPSC form will prevail.

NAME OF DISTRICT REPRESENTATIVE (PRINT OR TYPE)

SIGNATURE OF DISTRICT REPRESENTATIVE

DATE

TELEPHONE NUMBER

E-MAIL ADDRESS

Part A. K-12 Pupil Data

Grade	7th Prev.	6th Prev.	5th Prev.	4th Prev.	3rd Prev.	2nd Prev.	Previous	Current
	/	/	/	/	2021 / 2022	2022 / 2023	2023 / 2024	2024 / 2025
K					744	642	684	849
1					708	659	617	597
2					726	656	667	626
3					702	671	666	661
4					686	651	681	677
5					684	654	660	686
6					597	591	639	647
7					606	584	603	645
8					646	598	615	610
9					720	767	714	729
10					718	716	780	740
11					770	694	741	800
12					764	823	763	794
TOTAL					9071	8706	8830	9061

Part B. Pupils Attending Schools Chartered By Another District

7th Prev.	6th Prev.	5th Prev.	4th Prev.	3rd Prev.	2nd Prev.	Previous	Current
				0	0	0	0

Part C. Continuation High School Pupils - (Districts Only)

Grade	7th Prev.	6th Prev.	5th Prev.	4th Prev.	3rd Prev.	2nd Prev.	Previous	Current
9					0	0	0	0
10					0	0	0	0
11					0	0	0	0
12					0	0	0	0
TOTAL					0	0	0	0

Part D. Special Day Class Pupils - (Districts or County Superintendent of Schools)

	Elementary	Secondary	TOTAL
Non-Severe	0	0	0
Severe	0	0	0
TOTAL	0	0	

Part E. Special Day Class Pupils - (County Superintendent of Schools Only)

7th Prev.	6th Prev.	5th Prev.	4th Prev.	3rd Prev.	2nd Prev.	Previous	Current
/	/	/	/	2021 / 2022	2022 / 2023	2023 / 2024	2024 / 2025

Part F. Birth Data - (Fifth-Year Projection Only)

☐ County Birth Data ☐ Birth Data by District ZIP Codes

☐ Estimate ☐ Estimate ☐ Estimate

8th Prev.	7th Prev.	6th Prev.	5th Prev.	4th Prev.	3rd Prev.	2nd Prev.	Previous	Current

PROFILE OF GENERAL POPULATION AND HOUSING CHARACTERISTICS



Note: This is a modified view of the original table produced by the U.S. Census Bureau. This download or printed version may have missing information from the original table.

Alameda City Unified School District, California		
Label	Count	Percent
> SEX AND AGE		
> MEDIAN AGE BY SEX		
> RACE		
> TOTAL RACES TALLIED [1]		
> HISPANIC OR LATINO		
> HISPANIC OR LATINO BY RACE		
> RELATIONSHIP		
> HOUSEHOLDS BY TYPE		
✓ HOUSING OCCUPANCY		
✓ Total housing units	33,009	100.0%
Occupied housing units	30,980	93.9%
✓ Vacant housing units	2,029	6.1%
For rent	899	2.7%
Rented, not occupied	109	0.3%
For sale only	66	0.2%
Sold, not occupied	81	0.2%
For seasonal, recreational, or	169	0.5%
All other vacants	705	2.1%
> VACANCY RATES		
> HOUSING TENURE		

Table Notes

PROFILE OF GENERAL POPULATION AND HOUSING CHARACTERISTICS

Survey/Program: Decennial Census

Year: 2020

Table ID: DP1

Note: For information on data collection, confidentiality protection, nonsampling error, subject definitions, and guidance on using the data, visit the 2020 Census Demographic and Housing Characteristics File (DHC) Technical Documentation webpage.

To protect respondent confidentiality, data have undergone disclosure avoidance methods which add "statistical noise" - small, random additions or subtractions - to the data so that no one can reliably link the published data to a specific person or household. The Census Bureau encourages data users to aggregate small populations and geographies to improve accuracy and diminish implausible results.

An "(X)" means not applicable.

An "-" means the statistic could not be computed because there were an insufficient number of observations.

[1] The alone or in combination categories are tallies of responses rather than respondents. That is, the alone or in combination categories are not mutually exclusive. Individuals who reported two races were counted in two separate and distinct alone or in combination race categories, while those who reported three races were counted in three categories, and so on. For example, a respondent who indicated "White

and Black or African American" was counted in the White alone or in combination category as well as in the Black or African American alone or in combination category. Consequently, the sum of all alone or in combination categories equals the number of races reported (i.e., responses), which exceeds the total population.

[2] "Child" includes biological, adopted, and stepchildren of the householder.

[3] "Own children" includes biological, adopted, and stepchildren of the householder.

[4] The homeowner vacancy rate is the proportion of the homeowner inventory that is vacant "for sale." It is computed by dividing the total number of vacant units "for sale only" by the sum of owner-occupied units, vacant units that are "for sale only," and vacant units that have been sold but not yet occupied; and then multiplying by 100.

[5] The rental vacancy rate is the proportion of the rental inventory that is vacant "for rent." It is computed by dividing the total number of vacant unit "for rent" by the sum of the renter-occupied units, vacant units that are "for rent," and vacant units that have been rented but not yet occupied; and then multiplying by 100.

Source: U.S. Census Bureau, 2020 Census Demographic Profile

Selected Housing Characteristics

Note: This is a modified view of the original table produced by the U.S. Census Bureau. This download or printed version may have missing information from the original table.

Alameda City Unified School District, California					
Label	Estimate	Margin of Error	Percent	Percent Margin of Error	
▼ HOUSING OCCUPANCY					
▼ Total housing units	30,553	±2,124	30,553	(X)	
Occupied housing units	27,630	±1,857	90.4%	±3.4	
Vacant housing units	2,923	±1,119	9.6%	±3.4	
Homeowner vacancy rate	0.0	±1.4	(X)	(X)	
Rental vacancy rate	4.2	±3.4	(X)	(X)	
▼ UNITS IN STRUCTURE					
▼ Total housing units	30,553	±2,124	30,553	(X)	
1-unit, detached	12,684	±1,543	41.5%	±5.3	
1-unit, attached	3,262	±988	10.7%	±3.0	
2 units	2,246	±898	7.4%	±2.9	
3 or 4 units	2,969	±1,011	9.7%	±3.2	
5 to 9 units	1,438	±595	4.7%	±1.9	
10 to 19 units	1,418	±621	4.6%	±2.0	
20 or more units	6,149	±1,247	20.1%	±3.5	
Mobile home	147	±216	0.5%	±0.7	
Boat, RV, van, etc.	240	±248	0.8%	±0.8	
▼ YEAR STRUCTURE BUILT					
▼ Total housing units	30,553	±2,124	30,553	(X)	
Built 2020 or later	270	±219	0.9%	±0.7	
Built 2010 to 2019	676	±382	2.2%	±1.2	
Built 2000 to 2009	1,629	±594	5.3%	±1.9	
Built 1990 to 1999	1,801	±821	5.9%	±2.7	
Built 1980 to 1989	2,629	±754	8.6%	±2.3	
Built 1970 to 1979	4,816	±1,200	15.8%	±3.5	
Built 1960 to 1969	4,876	±1,109	16.0%	±3.4	
Built 1950 to 1959	2,180	±951	7.1%	±2.9	
Built 1940 to 1949	1,969	±888	6.4%	±2.9	
Built 1939 or earlier	9,707	±1,325	31.8%	±4.6	
▼ ROOMS					
▼ Total housing units	30,553	±2,124	30,553	(X)	
1 room	979	±574	3.2%	±1.8	
2 rooms	2,056	±715	6.7%	±2.3	
3 rooms	4,297	±1,243	14.1%	±3.7	
4 rooms	6,259	±1,425	20.5%	±4.2	
5 rooms	5,386	±1,124	17.6%	±3.9	
6 rooms	4,910	±1,276	16.1%	±4.0	
7 rooms	2,761	±819	9.0%	±2.8	
8 rooms	1,971	±661	6.5%	±2.1	
9 rooms or more	1,934	±734	6.3%	±2.4	

Table Notes

Selected Housing Characteristics

Survey/Program: American Community Survey
Year: 2022
Estimates: 1-Year
Table ID: DP04

Although the American Community Survey (ACS) produces population, demographic and housing unit estimates, the decennial census is the official source of population totals for April 1st of each decen year. In between censuses, the Census Bureau's Population Estimates Program produces and disseminates the official estimates of the population for the nation, states, counties, cities, and towns and estimates of housing units for states and counties.

Information about the American Community Survey (ACS) can be found on the ACS website. Supporting documentation including code lists, subject definitions, data accuracy, and statistical testing, and full list of ACS tables and table shells (without estimates) can be found on the Technical Documentation section of the ACS website.

Sample size and data quality measures (including coverage rates, allocation rates, and response rates) can be found on the American Community Survey website in the [Methodology](#) section.

Source: U.S. Census Bureau, 2022 American Community Survey 1-Year Estimates

Data are based on a sample and are subject to sampling variability. The degree of uncertainty for an estimate arising from sampling variability is represented through the use of a margin of error. The valu shown here is the 90 percent margin of error. The margin of error can be interpreted roughly as providing a 90 percent probability that the interval defined by the estimate minus the margin of error and t estimate plus the margin of error (the lower and upper confidence bounds) contains the true value. In addition to sampling variability, the ACS estimates are subject to nonsampling error (for a discussion nonsampling variability, see ACS Technical Documentation). The effect of nonsampling error is not represented in these tables.

Households not paying cash rent are excluded from the calculation of median gross rent.

The 2022 American Community Survey (ACS) data generally reflect the March 2020 Office of Management and Budget (OMB) delineations of metropolitan and micropolitan statistical areas. In certain instances the names, codes, and boundaries of the principal cities shown in ACS tables may differ from the OMB delineations due to differences in the effective dates of the geographic entities.

Estimates of urban and rural populations, housing units, and characteristics reflect boundaries of urban areas defined based on 2020 Census data. As a result, data for urban and rural areas from the ACS do not necessarily reflect the results of ongoing urbanization.

Explanation of Symbols:

- The estimate could not be computed because there were an insufficient number of sample observations. For a ratio of medians estimate, one or both of the median estimates falls in the lowest interval or highest interval of an open-ended distribution. For a 5-year median estimate, the margin of error associated with a median was larger than the median itself.
- N
The estimate or margin of error cannot be displayed because there were an insufficient number of sample cases in the selected geographic area.
- (X)
The estimate or margin of error is not applicable or not available.
- median-
The median falls in the lowest interval of an open-ended distribution (for example "2,500-")
- median+
The median falls in the highest interval of an open-ended distribution (for example "250,000+").
- **
The margin of error could not be computed because there were an insufficient number of sample observations.
- ***
The margin of error could not be computed because the median falls in the lowest interval or highest interval of an open-ended distribution.
- *****
A margin of error is not appropriate because the corresponding estimate is controlled to an independent population or housing estimate. Effectively, the corresponding estimate has no sampling error and the margin of error may be treated as zero.

Means of Transportation to Work by Selected Characteristics

Note: This is a modified view of the original table produced by the U.S. Census Bureau. This download or printed version may have missing information from the original table.

Alameda City Unified School District, California				
		Total	Car, truck	
Label		Estimate	Margin of Error	
> Workers 16 years and over		39,671	±1,022	
> EARNINGS IN THE PAST 12 MONTHS (IN 2022 INFLATION-ADJUSTED DOLLARS) FOR WORKERS				
> POVERTY STATUS IN THE PAST 12 MONTHS				
> Workers 16 years and over		39,671	±1,022	
✓ Workers 16 years and over who did not work from home		30,523	±988	
> TIME OF DEPARTURE TO GO TO WORK				
✓ TRAVEL TIME TO WORK				
Less than 10 minutes		8.2%	±1.0	
10 to 14 minutes		9.3%	±1.4	
15 to 19 minutes		11.7%	±1.5	
20 to 24 minutes		12.9%	±1.5	
25 to 29 minutes		5.4%	±0.8	
30 to 34 minutes		13.8%	±1.6	
35 to 44 minutes		8.7%	±1.5	
45 to 59 minutes		12.6%	±1.6	
60 or more minutes		17.4%	±1.8	
Mean travel time to work (minutes)		33.4	±1.3	
✓ Workers 16 years and over in households		39,492	±1,019	

Table Notes

Means of Transportation to Work by Selected Characteristics

Survey/Program: American Community Survey

Year: 2022

Estimates: 5-Year

Table ID: S0802

Although the American Community Survey (ACS) produces population, demographic and housing unit estimates, the decennial census is the official source of population totals for April 1st of each decennial year. In between censuses, the Census Bureau's Population Estimates Program produces and disseminates the official estimates of the population for the nation, states, counties, cities, and towns and estimates of housing units for states and counties.

Information about the American Community Survey (ACS) can be found on the ACS website. Supporting documentation including code lists, subject definitions, data accuracy, and statistical testing, and a full list of ACS tables and table shells (without estimates) can be found on the Technical Documentation section of the ACS website.

Sample size and data quality measures (including coverage rates, allocation rates, and response rates) can be found on the American Community Survey website in the [Methodology](#) section.

Source: U.S. Census Bureau, 2018-2022 American Community Survey 5-Year Estimates

Data are based on a sample and are subject to sampling variability. The degree of uncertainty for an estimate arising from sampling variability is represented through the use of a margin of error. The value shown here is the 90 percent margin of error. The margin of error can be interpreted roughly as providing a 90 percent probability that the interval defined by the estimate minus the margin of error and the estimate plus the margin of error (the lower and upper confidence bounds) contains the true value. In addition to sampling variability, the ACS estimates are subject to nonsampling error (for a discussion of nonsampling variability, see ACS Technical Documentation). The effect of nonsampling error is not represented in these tables.

Foreign born excludes people born outside the United States to a parent who is a U.S. citizen.

Workers include members of the Armed Forces and civilians who were at work last week.

Industry titles and their 4-digit codes are based on the 2017 North American Industry Classification System. The Industry categories adhere to the guidelines issued in Clarification Memorandum No. "NAICS Alternate Aggregation Structure for Use By U.S. Statistical Agencies," issued by the Office of Management and Budget.

Occupation titles and their 4-digit codes are based on the 2018 Standard Occupational Classification.

When information is missing or inconsistent, the Census Bureau logically assigns an acceptable value using the response to a related question or questions. If a logical assignment is not possible, data are filled using a statistical process called allocation, which uses a similar individual or household to provide a donor value. The "Allocated" section is the number of respondents who received an allocated value for a particular subject.

Several means of transportation to work categories were updated in 2019. For more information, see: [Change to Means of Transportation](#).

In 2019, methodological changes were made to the class of worker question. These changes involved modifications to the question wording, the category wording, and the visual format of the categories on the questionnaire. The format for the class of worker categories are now listed under the headings "Private Sector Employee," "Government Employee," and "Self-Employed or Other." Additionally, the category of Active Duty was added as one of the response categories under the "Government Employee" section for the mail questionnaire. For more detailed information about the

2019 changes, see the 2016 American Community Survey Content Test Report for Class of Worker located at http://www.census.gov/library/working-papers/2017/acs/2017_Martinez_01.html.

The 2018-2022 American Community Survey (ACS) data generally reflect the March 2020 Office of Management and Budget (OMB) delineations of metropolitan and micropolitan statistical areas. In certain instances, the names, codes, and boundaries of the principal cities shown in ACS tables may differ from the OMB delineation lists due to differences in the effective dates of the geographic entities.

Estimates of urban and rural populations, housing units, and characteristics reflect boundaries of urban areas defined based on 2020 Census data. As a result, data for urban and rural areas from the ACS do not necessarily reflect the results of ongoing urbanization.

Explanation of Symbols:

-

The estimate could not be computed because there were an insufficient number of sample observations. For a ratio of medians estimate, one or both of the median estimates falls in the lowest interval or highest interval of an open-ended distribution. For a 5-year median estimate, the margin of error associated with a median was larger than the median itself.

N

The estimate or margin of error cannot be displayed because there were an insufficient number of sample cases in the selected geographic area.

(X)

The estimate or margin of error is not applicable or not available.

median-

The median falls in the lowest interval of an open-ended distribution (for example "2,500-").

median+

The median falls in the highest interval of an open-ended distribution (for example "250,000+").

**

The margin of error could not be computed because there were an insufficient number of sample observations.

The margin of error could not be computed because the median falls in the lowest interval or highest interval of an open-ended distribution.

A margin of error is not appropriate because the corresponding estimate is controlled to an independent population or housing estimate. Effectively, the corresponding estimate has no sampling error and the margin of error may be treated as zero.

Use of Developer Fees:

A School District can use the revenue collected on residential and commercial/industrial construction for the purposes listed below:

- Purchase or lease of interim school facilities to house students generated by new development pending the construction of permanent facilities.
- Purchase or lease of land for school facilities for such students.
- Acquisition of school facilities for such students, including:
 - Construction
 - Modernization/reconstruction
 - Architectural and engineering costs
 - Permits and plan checking
 - Testing and inspection
 - Furniture, Equipment and Technology for use in school facilities
- Legal and other administrative costs related to the provision of such new facilities
- Administration of the collection of, and justification for, such fees, and
- Any other purpose arising from the process of providing facilities for students generated by new development.

Following is an excerpt from the Education Code that states the valid uses of the Level 1 developer fees. It refers to construction and reconstruction. The term reconstruction was originally used in the Leroy Greene program. The term modernization is currently used in the 1998 State Building Program and represents the same scope of work used in the original reconstruction projects.

Ed Code Section 17620. (a) (1) The governing board of any school district is authorized to levy a fee, charge, dedication, or other requirement against any construction within the boundaries of the district, for the purpose of funding the construction or reconstruction of school facilities, subject to any limitations set forth in Chapter 4.9 (commencing with Section 65995) of Division 1 of Title 7 of the Government Code. This fee, charge, dedication, or other requirement may be applied to construction only as follows: ...

The limitations referred to in this text describe the maximum amounts that can be charged for residential and commercial/industrial projects and any projects that qualify for exemptions. They do not limit the use of the funds received.

Determination of Average State allowed amounts for Site Development Costs

Elementary Schools

<u>District</u>	<u>Project #</u>	<u>Acres</u>	Original	Inflation	2009 Adjusted	<u>Project Year</u>	<u>2009 Cost/Acre</u>	
			OPSC Site Development	Factor	Site Development			
Davis Jt Unified	3	9.05	\$532,282	38.4%	\$1,473,469	2004	\$162,814	
Dry Creek Jt Elem	2	8.5	\$516,347	46.2%	\$1,509,322	2002	\$177,567	
Dry Creek Jt Elem	5	11.06	\$993,868	20.1%	\$2,387,568	2006	\$215,874	
Elk Grove Unified	5	12.17	\$556,011	48.2%	\$1,648,316	2001	\$135,441	
Elk Grove Unified	10	11	\$690,120	48.2%	\$2,045,888	2001	\$185,990	
Elk Grove Unified	11	10	\$702,127	48.2%	\$2,081,483	2001	\$208,148	
Elk Grove Unified	14	10	\$732,837	46.2%	\$2,142,139	2002	\$214,214	
Elk Grove Unified	16	9.86	\$570,198	46.2%	\$1,666,733	2002	\$169,040	
Elk Grove Unified	17	10	\$542,662	46.2%	\$1,586,243	2002	\$158,624	
Elk Grove Unified	20	10	\$710,730	43.2%	\$2,034,830	2003	\$203,483	
Elk Grove Unified	25	10	\$645,923	38.4%	\$1,788,052	2004	\$178,805	
Elk Grove Unified	28	10.03	\$856,468	24.4%	\$2,130,974	2005	\$212,460	
Elk Grove Unified	39	9.91	\$1,007,695	20.1%	\$2,420,785	2006	\$244,277	
Folsom-Cordova Unified	1	9.79	\$816,196	20.1%	\$1,960,747	2006	\$200,281	
Folsom-Cordova Unified	4	7.5	\$455,908	46.2%	\$1,332,654	2002	\$177,687	
Folsom-Cordova Unified	5	8	\$544,213	46.2%	\$1,590,776	2002	\$198,847	
Folsom-Cordova Unified	8	8.97	\$928,197	11.2%	\$2,063,757	2007	\$230,073	
Galt Jt Union Elem	2	10.1	\$1,033,044	38.4%	\$2,859,685	2004	\$283,137	
Lincoln Unified	1	9.39	\$433,498	46.2%	\$1,267,148	2002	\$134,947	
Lodi Unified	3	11.2	\$555,999	46.2%	\$1,625,228	2002	\$145,110	
Lodi Unified	10	11.42	\$1,245,492	46.2%	\$3,640,669	2002	\$318,798	
Lodi Unified	19	9.93	\$999,164	11.2%	\$2,221,545	2007	\$223,721	
Lodi Unified	22	10	\$1,416,212	7.7%	\$3,051,426	2008	\$305,143	
Natomas Unified	6	8.53	\$685,284	46.2%	\$2,003,138	2002	\$234,834	
Natomas Unified	10	9.83	\$618,251	43.2%	\$1,770,061	2003	\$180,067	
Natomas Unified	12	9.61	\$735,211	24.4%	\$1,829,275	2005	\$190,351	
Rocklin Unified	8	10.91	\$593,056	46.2%	\$1,733,548	2002	\$158,895	
Stockton Unified	1	12.66	\$1,462,232	7.7%	\$3,150,582	2008	\$248,861	
Stockton Unified	2	10.5	\$781,675	43.2%	\$2,237,946	2003	\$213,138	
Stockton Unified	6	12.48	\$1,136,704	20.1%	\$2,730,703	2006	\$218,806	
Tracy Jt Unified	4	10	\$618,254	46.2%	\$1,807,204	2002	\$180,720	
Tracy Jt Unified	10	10	\$573,006	38.4%	\$1,586,202	2004	\$158,620	
Washington Unified	1	8	\$446,161	46.2%	\$1,304,163	2002	\$163,020	
Washington Unified	4	10.76	\$979,085	7.7%	\$2,109,575	2008	\$196,057	
Totals		341.16			\$68,791,833	Average	\$201,641	2024 Adjusted Value \$339,346

Middle and High Schools

<u>District</u>	<u>Project #</u>	<u>Acres</u>	Original	Inflation	2009 Adjusted	<u>Project Year</u>	<u>2009 Cost/Acre</u>	
			OPSC Site Development	Factor	Site Development			
Western Placer Unified	4	19.3	\$5,973,312	24.4%	\$7,431,085	2005	\$385,030	
Roseville City Elem	2	21.6	\$1,780,588	48.2%	\$2,639,311	2000	\$122,190	
Elk Grove Unified	4	66.2	\$8,659,494	48.2%	\$12,835,704	2000	\$193,893	
Elk Grove Unified	13	76.4	\$9,791,732	48.2%	\$14,513,986	2001	\$189,974	
Elk Grove Unified	18	84.3	\$13,274,562	43.2%	\$19,002,626	2003	\$225,417	
Grant Jt Union High	2	24	\$2,183,840	48.2%	\$3,237,039	2000	\$134,877	
Center Unified	1	21.2	\$1,944,310	46.2%	\$2,841,684	2002	\$134,042	
Lodi Unified	2	13.4	\$1,076,844	46.2%	\$1,573,849	2002	\$117,451	
Lodi Unified	6	13.4	\$2,002,164	46.2%	\$2,926,240	2002	\$218,376	
Galt Jt Union Elem	1	24.9	\$2,711,360	46.2%	\$3,962,757	2002	\$159,147	
Tahoe Truckee Unified	2	24	\$2,752,632	43.2%	\$3,940,412	2003	\$164,184	
Davis Unified	5	23.3	\$3,814,302	43.2%	\$5,460,199	2003	\$234,343	
Woodland Unified	3	50.2	\$8,664,700	46.2%	\$12,663,792	2002	\$252,267	
Sacramento City Unified	1	35.2	\$4,813,386	46.2%	\$7,034,949	2002	\$199,856	
Lodi Unified	4	47	\$7,652,176	46.2%	\$11,183,950	2002	\$237,956	
Stockton Unified	3	49.1	\$8,959,088	43.2%	\$12,824,996	2003	\$261,202	
Natomas Unified	11	38.7	\$3,017,002	38.4%	\$4,175,850	2004	\$107,903	
Rocklin Unified	11	47.1	\$11,101,088	24.4%	\$13,810,282	2005	\$293,212	
Totals		679.3			\$142,058,711	Average	\$209,125	2024 Adjusted Value \$319,258
Middle Schools:		260.7			\$49,447,897	Middle	\$189,704	\$319,258
High Schools:		418.6			\$92,610,814	High	\$221,217	\$372,291

INDEX ADJUSTMENT ON THE ASSESSMENT FOR DEVELOPMENT

PURPOSE OF REPORT

To report the index adjustment on the assessment for development, which may be levied pursuant to Education Code Section 17620.

DESCRIPTION

The law requires the maximum assessment for development be adjusted every two years by the change in the Class B construction cost index, as determined by the State Allocation Board (Board) in each calendar year. This item requests that the Board make the adjustment based on the change reflected using the RS Means index.

AUTHORITY

Education Code Section 17620(a)(1) states the following: "The governing board of any school district is authorized to levy a fee, charge, dedication, or other requirement against any construction within the boundaries of the district, for the purpose of funding the construction or reconstruction of school facilities, subject to any limitations set forth in Chapter 4.9 (commencing with Section 65995) of Division 1 of Title 7 of the Government Code."

Government Code Section 65995(b)(3) states the following: "The amount of the limits set forth in paragraphs (1) and (2) shall be increased in 2000, and every two years thereafter, according to the adjustment for inflation set forth in the statewide cost index for class B construction, as determined by the State Allocation Board at its January meeting, which increase shall be effective as of the date of that meeting."

BACKGROUND

There are three levels that may be levied for developer's fees. The fees are levied on a per-square foot basis. The lowest fee, Level I, is assessed if the district conducts a Justification Study that establishes the connection between the development coming into the district and the assessment of fees to pay for the cost of the facilities needed to house future students. The Level II fee is assessed if a district makes a timely application to the Board for new construction funding, conducts a School Facility Needs Analysis pursuant to Government Code Section 65995.6, and satisfies at least two of the requirements listed in Government Code Section 65995.5(b)(3). The Level III fee is assessed when State bond funds are exhausted; the district may impose a developer's fee up to 100 percent of the School Facility Program new construction project cost.

STAFF ANALYSIS/STATEMENTS

A historical comparison of the assessment rates for development fees for 2020 and 2022 are shown below for information. According to the RS Means, the cost index for Class B construction increased by 7.84% percent, during the two-year period from January 2022 to January 2024, requiring the assessment for development fees to be adjusted as follows beginning January 2024:

RS Means Index Maximum Level I Assessment Per Square Foot

	<u>2020</u>	<u>2022</u>	<u>2024</u>
Residential	\$4.08	\$4.79	\$5.17
Commercial/Industrial	\$0.66	\$0.78	\$0.84

RECOMMENDATION

Increase the 2024 maximum Level I assessment for development in the amount of 7.84 percent using the RS Means Index to be effective immediately.

ATTACHMENT B

ANNUAL ADJUSTMENT TO SCHOOL FACILITY PROGRAM GRANTS

State Allocation Board Meeting, January 24, 2024

Grant Amount Adjustments

New Construction	SFP Regulation Section	Adjusted Grant Per Pupil Effective 1-1-23	Adjusted Grant Per Pupil Effective 1-1-24
Elementary	1859.71	\$15,983	\$15,770
Middle	1859.71	\$16,904	\$16,679
High	1859.71	\$21,509	\$21,223
Special Day Class – Severe	1859.71.1	\$44,911	\$44,314
Special Day Class – Non-Severe	1859.71.1	\$30,036	\$29,637
Automatic Fire Detection/Alarm System – Elementary	1859.71.2	\$19	\$19
Automatic Fire Detection/Alarm System – Middle	1859.71.2	\$25	\$25
Automatic Fire Detection/Alarm System – High	1859.71.2	\$43	\$42
Automatic Fire Detection/Alarm System – Special Day Class – Severe	1859.71.2	\$80	\$79
Automatic Fire Detection/Alarm System – Special Day Class – Non-Severe	1859.71.2	\$57	\$56
Automatic Sprinkler System – Elementary	1859.71.2	\$268	\$264
Automatic Sprinkler System – Middle	1859.71.2	\$319	\$315
Automatic Sprinkler System – High	1859.71.2	\$331	\$327
Automatic Sprinkler System – Special Day Class – Severe	1859.71.2	\$846	\$835
Automatic Sprinkler System – Special Day Class – Non-Severe	1859.71.2	\$567	\$559

ATTACHMENT B

ANNUAL ADJUSTMENT TO SCHOOL FACILITY PROGRAM GRANTS

State Allocation Board Meeting, January 24, 2024

Grant Amount Adjustments

Modernization	SFP Regulation Section	Adjusted Grant Per Pupil Effective 1-1-23	Adjusted Grant Per Pupil Effective 1-1-24
Elementary	1859.78	\$6,086	\$6,005
Middle	1859.78	\$6,436	\$6,350
High	1859.78	\$8,427	\$8,315
Special Day Class - Severe	1859.78.3	\$19,396	\$19,138
Special Day Class – Non-Severe	1859.78.3	\$12,977	\$12,804
State Special School – Severe	1859.78	\$32,330	\$31,900
Automatic Fire Detection/Alarm System – Elementary	1859.78.4	\$198	\$195
Automatic Fire Detection/Alarm System – Middle	1859.78.4	\$198	\$195
Automatic Fire Detection/Alarm System – High	1859.78.4	\$198	\$195
Automatic Fire Detection/Alarm System – Special Day Class – Severe	1859.78.4	\$544	\$537
Automatic Fire Detection/Alarm System – Special Day Class – Non-Severe	1859.78.4	\$365	\$360
Over 50 Years Old – Elementary	1859.78.6	\$8,454	\$8,342
Over 50 Years Old – Middle	1859.78.6	\$8,942	\$8,823
Over 50 Years Old – High	1859.78.6	\$11,705	\$11,549
Over 50 Years Old – Special Day Class – Severe	1859.78.6	\$26,948	\$26,590
Over 50 Years Old – Special Day Class – Non-Severe	1859.78.6	\$18,019	\$17,779
Over 50 Years Old – State Special Day School – Severe	1859.78.6	\$44,910	\$44,313

ATTACHMENT B

ANNUAL ADJUSTMENT TO SCHOOL FACILITY PROGRAM GRANTS

State Allocation Board Meeting, January 24, 2024

Grant Amount Adjustments

New Construction / Modernization / Facility Hardship / Seismic Mitigation / Joint Use	SFP Regulation Section	Adjusted Grant Amount Effective 1-1-23	Adjusted Grant Amount Effective 1-1-24
Therapy/Multipurpose Room/Other (per square foot)	1859.72 1859.73.2 1859.77.3 1859.82.1 1859.82.2 1859.125 1859.125.1	\$262	\$259
Toilet Facilities (per square foot)	1859.72 1859.73.2 1859.82.1 1859.82.2 1859.125 1859.125.1	\$470	\$464
Portable Therapy/Multipurpose Room/Other (per square foot)	1859.72 1859.73.2 1859.77.3 1859.82.1 1859.125 1859.125.1	\$59	\$58
Portable Toilet Facilities (per square foot)	1859.72 1859.73.2 1859.82.1 1859.125 1859.125.1	\$152	\$150

New Construction Only	SFP Regulation Section	Adjusted Grant Amount Effective 1-1-23	Adjusted Grant Amount Effective 1-1-24
Parking Spaces (per stall)	1859.76	\$20,325	\$20,055
General Site Grant (per acre for additional acreage being acquired)	1859.76	\$26,016	\$25,670
Project Assistance (for school district with less than 2,500 pupils)	1859.73.1	\$9,775	\$9,645

JANUARY 2024

2024 DEVELOPER FEE JUSTIFICATION STUDY
FOR
ALAMEDA UNIFIED SCHOOL DISTRICT

PASQUALE SCUDERI,
SUPERINTENDENT

PREPARED BY

SCHOOLWORKS, INC.
8700 Auburn Folsom Rd., #200
Granite Bay, CA 95746

PHONE: (916) 733-0402
WWW.SCHOOLWORKSGIS.COM

TABLE OF CONTENTS

Executive Summary	1
Background	2
Purpose and Intent	3
Burden Nexus	3
Cost Nexus	3
Benefit Nexus	3
Enrollment and Impacts	4
Student Generation Factor	5
New Residential Development Impacts	6
Existing Facility Capacity	7
Classroom Loading Standards.....	7
Existing Facility Capacity	8
Unhoused Students by State Housing Standards	9
Calculation of Development's Fiscal Impact on Schools	10
School Facility Construction Costs	10
Impact of Residential Development	11
Impact of Other Residential Development.....	12
Impact of Commercial/Industrial Development.....	12
Employees per Square Foot of Commercial Development	13
Students per Employee	13
School Facilities Cost per Student	14
Residential Offset	14
Net Cost per Square Foot	15
Verifying the Sufficiency of the Development Impact.....	15
District Map	16
Conclusion.....	18
Burden Nexus	18
Cost Nexus	18
Benefit Nexus	18

Appendices

- **SAB 50-01 - Enrollment Certification/Projection**
- **Census Data**
- **Use of Developer Fees**
- **Site Development Costs**
- **Index Adjustment on the Assessment for Development – State Allocation Board Meeting of January 24, 2024**
- **Annual Adjustment to School Facility Program Grants**

Executive Summary

This Developer Fee Justification Study demonstrates that the Alameda Unified School District requires the full statutory impact fee to accommodate impacts from development activity.

A fee of \$4.79 per square foot for residential construction and a fee of \$0.78 per square foot for commercial/industrial construction is currently assessed on applicable permits pulled in the District. The new fee amounts are **\$5.17** per square foot for residential construction and **\$0.84*** per square foot for commercial/industrial construction. This proposed increase represents \$0.38 per square foot and \$0.06 per square foot for residential and commercial/ industrial construction, respectively.

The following table shows the impacts of the new fee amounts:

Table 1
Alameda Unified School District
Developer Fee Collection Rates

Totals	<u>Previous</u>	<u>New</u>	<u>Change</u>
Residential	\$4.79	\$5.17	\$0.38
Commercial/Ind.	\$0.78	\$0.84	\$0.06

*except for Rental Self Storage facilities in which a fee of \$0.09 per square foot is justified.

The total projected number of housing units to be built over the next five years is 1,130. The average area per unit is 1,245 square feet. This Study demonstrates a need of \$13.11 per square foot for residential construction.

Background

Education Code Section 17620 allows school districts to assess fees on new residential and commercial construction within their respective boundaries. These fees can be collected without special city or county approval, to fund the construction of new school facilities necessitated by the impact of residential and commercial development activity. In addition, these fees can also be used to fund the reconstruction of school facilities to accommodate students generated from new development projects. Fees are collected immediately prior to the time of the issuance of a building permit by the City or the County.

As new development generates students, additional school facilities or modernization of existing facilities will be needed to house the new students. Because of the high cost associated with constructing school facilities and the District's limited budget, outside funding sources are required for future school construction. State and local funding sources for the construction and/or reconstruction of school facilities are limited.

The authority cited in Education Code Section 17620 states in part "... the governing board of any school district is authorized to levy a fee, charge, dedication or other form of requirement against any development project for the construction or reconstruction of school facilities." The legislation originally established the maximum fee rates at \$1.50 per square foot for residential construction and \$0.25 per square foot for commercial/industrial construction. Government Code Section 65995 provides for an inflationary increase in the fees every two years based on the changes in the Class B construction index. As a result of these adjustments, the fees authorized by Education Code 17620 are currently **\$5.17** per square foot of residential construction and **\$0.84** per square foot of commercial or industrial construction.

Purpose and Intent

Prior to levying developer fees, a district must demonstrate and document that a reasonable relationship exists between the need for new or reconstructed school facilities and residential, commercial and industrial development. The justification for levying fees is required to address three basic links between the need for facilities and new development. These links or nexus are:

Burden Nexus: A district must identify the number of students anticipated to be generated by residential, commercial and industrial development. In addition, the district shall identify the school facility and cost impact of these students.

Cost Nexus: A district must demonstrate that the fees to be collected from residential, commercial and industrial development will not exceed the cost of providing school facilities for the students to be generated from the development.

Benefit Nexus: A district must show that the construction or reconstruction of school facilities to be funded by the collection of developer fees will benefit the students generated by residential, commercial and industrial development.

The purpose of this Study is to document if a reasonable relationship exists between residential, commercial and industrial development and the need for new and/or modernized facilities in the Alameda Unified School District.

Following in this Study will be figures indicating the current enrollment and the projected development occurring within the attendance boundaries of the Alameda Unified School District. The students generated will then be loaded into existing facilities to the extent of available space. Thereafter, the needed facilities will be determined and an estimated cost will be assigned. The cost of the facilities will then be compared to the area of residential, commercial and industrial development to determine the amount of developer fees justified.

Enrollment and Impacts

In 2023/2024 the District's total enrollment (CBEDS) was 9,061 students. The enrollment by grade level is shown here in Table 2.

Table 2

**Alameda Unified School District
CURRENT ENROLLMENT**

Grade	2023/2024
TK/K	849
1	597
2	626
3	661
4	677
5	686
6	647
<hr/>	
TK-6 Total	4,743
7	645
8	610
<hr/>	
7-8 Total	1,255
9	729
10	740
11	800
12	794
<hr/>	
9-12 Total	3,063
<hr/>	
TK-12 Total	9,061

This data will be the basis for the enrollment impacts which will be presented later after a review of the development projections and the student generation factors.

Student Generation Factor

In determining the impact of new development, the District is required to show how many students will be generated from the new developments. In order to ensure that new development is paying only for the impact of those students that are being generated by new homes and businesses, the student generation factor is applied to the number of new housing units to determine development-related impacts.

The student generation factor identifies the number of students per housing unit and provides a link between residential construction projects and projections of enrollment. The State-wide factor used by the Office of Public School Construction is 0.70 for grades TK-12. For the purposes of this Study we will use the local factors to determine the students generated from new housing developments. This was done by comparing the number of housing units in the school district to the number of students in the school district as of the 2020 Census. Table 3 shows the student generation factors for the various grade groupings.

Table 3

**Alameda Unified School District
STUDENT GENERATION FACTORS**

<u>Grades</u>	<u>Students per Household</u>
TK-6	0.16311
7-8	0.04067
9-12	0.09874
Total	0.30252

When using the Census data to determine the average district student yield rate, it is not possible to determine which students were living in multi-family units versus single family units. Therefore, only the total average yield rate is shown.

New Residential Development Impacts

The Alameda Unified School District has experienced an average new residential construction rate of approximately 226 units per year over the past four years. This was determined by reviewing the residential permits pulled and school development impact fees paid to the District. After contacting the City of Alameda planning department within the school district boundaries, it was determined that the residential construction rate over the next five years will average 226 units per year. Projecting the average rate forward, we would expect that 1,130 units of residential housing will be built within the District boundaries over the next five years.

To determine the impact of residential development, a student projection is done. Applying the student generation factor of 0.3025 to the projected 1,130 units of residential housing, we expect that 342 students will be generated from the new residential construction over the next five years. This includes 184 elementary school students, 46 middle school students, and 112 high school students.

The following table shows the projected impact of new development. The students generated by development will be utilized to determine the facility cost impacts to the school district.

Table 4

Alameda Unified School District DEVELOPMENT IMPACT ANALYSIS

<u>Grades</u>	<u>Generation Rate</u>	<u>Students Generated</u>
TK to 6	0.1631	184
7 to 8	0.0407	46
9 to 12	0.0987	112
Totals	0.3025	342

Existing Facility Capacity

To determine the need for additional school facilities, the capacity of the existing facilities must be identified and compared to current and anticipated enrollments. The District's existing building capacity will be calculated using the State classroom loading standards shown in Table 6. The following types of "support-spaces" necessary for the conduct of the District's comprehensive educational program, are not included as "teaching stations," commonly known as "classrooms" to the public:

Table 5
List of Core and Support Facilities

Library	Resource Specialist
Multipurpose Room	Gymnasium
Office Area	Lunch Room
Staff Workroom	P.E. Facilities

Because the District requires these types of support facilities as part of its existing facility and curriculum standards at its schools, new development's impact must not materially or adversely affect the continuance of these standards. Therefore, new development cannot require that the District house students in these integral support spaces.

Classroom Loading Standards

The following maximum classroom loading-factors are used to determine teaching-station "capacity," in accordance with the State legislation and the State School Building Program. These capacity calculations are also used in preparing and filing the baseline school capacity statement with the Office of Public School Construction.

Table 6
State Classroom Loading Standards

TK/Kindergarten	25 Students/Classroom
1 st -3 rd Grades	25 Students/Classroom
4 th -6 th Grades	25 Students/Classroom
7 th -8 th Grades	27 Students/Classroom
9 th -12 th Grades	27 Students/Classroom
Non Severe Special Ed	13 Students/Classroom

Existing Facility Capacity

The State determines the baseline capacity by either loading all permanent teaching stations plus a maximum number of portables equal to 25% of the number of permanent classrooms or by loading all permanent classrooms and only portables that are owned or have been leased for over 5 years. As allowed by law and required by the State, facility capacities are calculated by identifying the number of teaching stations at each campus. All qualified teaching stations were included in the calculation of the capacities at the time the initial inventory was calculated. To account for activity and changes since the baseline was established in 1998/99, the student grants (which represent the seats added either by new schools or additions to existing schools) for new construction projects funded by OPSC have been added. Using these guidelines the District's current State calculated capacity is shown in Table 7.

Table 7

Alameda Unified School District Summary of Existing Facility Capacity				
<u>School Facility</u>	<u>Total Chargeable Classrooms</u>	<u>State Loading Factor</u>	<u>State Funded Projects</u>	<u>Total State Capacity</u>
Grades TK-6	240	25	150	6,150
Grades 7-8	83	27	216	2,457
Grades 9-12	112	27	0	3,024
Special Ed	25	13	9	274
Totals	460		375	11,905

OPSC Funded Projects

<u>Name</u>	<u>Project #</u>	<u>TK-6 Grants</u>	<u>7-8 Grants</u>	<u>9-12 Grants</u>	<u>Special Ed</u>	<u>CR</u>
Lincoln Middle	1	0	216	0	0	8
Woodstock Elem (CLCS)	2	0	0	0	9	3
Otis Frank Elem	3	150	0	0	0	0
Totals		150	216	0	9	11

This table shows a basic summary of the form and procedures used by OPSC (Office of Public School Construction) to determine the capacity of a school district. There were a total of 460 classrooms in the District when the baseline was established.

To determine the total capacity based on State standards, the capacity of the chargeable classrooms are multiplied by the State loading standards and then the capacity of the projects completed since 1998/99 (when the baseline was established) are added based on the State funded new construction projects. As Table 7 shows, the total State capacity of the District facilities is 11,905 students.

Unhoused Students by State Housing Standards

This next table compares the facility capacity with the space needed to determine if there is available space for new students from the projected developments. The space needed was determined by reviewing the historic enrollments over the past four years along with the projected enrollment in five years to determine the number of seats needed to house the students within the existing homes. The seats needed were determined individually for each grade grouping. The projected enrollment in the space needed analysis did not include the impact of any new housing units.

Table 8

Alameda Unified School District Summary of Available District Capacity

<u>School Facility</u>	<u>State Capacity</u>	<u>Space Needed</u>	<u>Available Capacity</u>
Grades TK-6	6,150	6,308	(158)
Grades 7-8	2,457	1,226	1,231
Grades 9-12	3,024	3,084	(60)
Special Ed	274	250	24
Totals	11,905	10,868	1,037

The District capacity of 11,905 is more than the space needed of 10,868, assuming the existing facilities remain in sufficient condition to maintain existing levels of service. The difference is 1,037 students. Since the enrollment space needed at grades TK-6 and 9-12 exceeds the District capacity there is no excess capacity at grades TK-6 and 9-12 available to house students from new development.

Calculation of Development's Fiscal Impact on Schools

This section of the Study will demonstrate that a reasonable relationship exists between residential, commercial/industrial development and the need for school facilities in the Alameda Unified School District. To the extent this relationship exists, the District is justified in levying developer fees as authorized by Education Code Section 17620.

School Facility Construction Costs

For the purposes of estimating the cost of building school facilities we have used the State School Building Program funding allowances. These amounts are shown in Table 9. In addition to the basic construction costs, there are site acquisition costs of \$775,000 per acre and service-site, utilities, off-site and general site development costs which are also shown in Table 9.

Table 9

NEW CONSTRUCTION COSTS

<u>Grade</u>	<u>Base Grant</u>	<u>Fire Alarms</u>	<u>Fire Sprinklers</u>	Per Student <u>Total</u>
TK-6	\$31,540	\$38	\$528	\$32,106
7-8	\$33,358	\$50	\$630	\$34,038
9-12	\$42,446	\$84	\$654	\$43,184

Site Acreage Needs

	Typical	Average	Projected	Equivalent	Site
<u>Grade</u>	<u>Acres</u>	<u>Students</u>	<u>Unhoused Students</u>	<u>Sites Needed</u>	<u>Acres Needed</u>
TK-6	10	600	184	0.31	3.07
7-8	20	800	0	0.00	0.00
9-12	40	1,500	112	0.07	2.99
TOTAL				6.06	

General Site Development Allowance

<u>Grade</u>	<u>Acres</u>	<u>Allowance/Acre</u>	<u>Base Cost</u>	<u>% Allowance</u>	<u>Added Cost</u>	<u>Total Cost</u>
TK-6	3.07	\$51,340	\$157,614	6%	\$354,450	\$512,064
7-8	0.00	\$51,340	\$0	6%	\$0	\$0
9-12	2.99	\$51,340	\$153,507	3.75%	\$181,373	\$334,879
Totals	6.06					\$846,943

Site Acquisition & Development Summary

<u>Grade</u>	<u>Acres Needed</u>	<u>Land Cost/Acre</u>	<u>Total Land Cost</u>	Site Development <u>Cost/Acre</u>	<u>Site Dev. Cost</u>	<u>General Site Development</u>	<u>Total Site Development</u>
TK-6	3.07	\$775,000	\$2,379,250	\$339,346	\$1,041,792	\$512,064	\$1,553,856
7-8	0.00	\$775,000	\$0	\$319,258	\$0	\$0	\$0
9-12	2.99	\$775,000	\$2,317,250	\$372,291	\$1,113,150	\$334,879	\$1,448,029
Totals	6.06		\$4,696,500		\$2,154,942	\$846,943	\$3,001,886

Note: The grant amounts used are twice those shown in the appendix to represent the full cost of the facility needs and not just the standard State funding share of 50%.

Impact of New Residential Development

This next table compares the development-related enrollment to the available district capacity for each grade level and then multiplies the unhoused students by the new school construction costs to determine the total school facility costs related to the impact of new residential housing developments.

In addition, the State provides that new construction projects can include the costs for site acquisition and development, including appraisals, surveys and title reports. The District needs to acquire acres to meet the needs of the students projected from the new developments. Therefore, the costs for site acquisition and development of the land have been included in the total impacts due to new development.

Table 10

**Alameda Unified School District
Summary of Residential Impact**

<u>School Facility</u>	<u>Students Generated</u>	<u>Available Space</u>	<u>Net Unhoused</u>	<u>Construction Cost Per Student</u>	<u>Total Facility Costs</u>
Elementary	184	0	184	\$32,106	\$5,907,504
Middle	46	1,231	0	\$34,038	\$0
High & Cont.	112	0	112	\$43,184	\$4,836,608
Site Purchase: 6.06 acres					\$4,696,500
Site Development:					\$3,001,886
New Construction needs due to development:					\$18,442,498
Average cost per student:					\$53,925
Total Residential Sq Ft:					1,406,850
Residential Fee Justified:					\$13.11

The total need for school facilities based solely on the impact of the 1,130 new housing units projected over the next five years totals \$18,442,498. To determine the impact per square foot of residential development, this amount is divided by the total square feet of the projected developments. As calculated from the historic Developer Fee Permits, the average size home built

has averaged 1,245 square feet. The total area for 1,130 new homes would therefore be 1,406,850 square feet. The total residential fee needed to be able to collect \$18,442,498 would be **\$13.11** per square foot.

Impact of Other Residential Development

In addition to new residential development projects that typically include new single family homes and new multi-family units, the District can also be impacted by additional types of new development projects. These include but are not limited to redevelopment projects, additions to existing housing units, and replacement of existing housing units with new housing units. These development projects are still residential projects and therefore it is reasonable to assume they would have the same monetary impacts per square foot as the new residential development projects. However, the net impact is reduced due to the fact that there was a previous residential building in its place. Therefore, the development impact fees should only be charged for other residential developments if the new building(s) exceed the square footage area of the previous building(s). If the new building is larger than the existing building, then it is reasonable to assume that additional students could be generated by the project. The project would only pay for the development impact fees for the net increase in assessable space generated by the development project. Education Code allows for an exemption from development impacts fees for any additions to existing residential structures that are 500 square feet or less.

Impact of Commercial/Industrial Development

There is a correlation between the growth of commercial/industrial firms/facilities within a community and the generation of school students within most business service areas. Fees for commercial/industrial can only be imposed if the residential fees will not fully mitigate the cost of providing school facilities to students from new development.

The approach utilized in this section is to apply statutory standards, U.S. Census employment statistics, and local statistics to determine the impact of future commercial/industrial development projects on the District. Many of the factors used in this analysis were taken from the U.S. Census, which remains the most complete and authoritative source of information on the community in addition to the "1990 SanDAG Traffic Generators Report".

Employees per Square Foot of Commercial Development

Results from a survey published by the San Diego Association of Governments “1990 San DAG Traffic Generators” are used to establish numbers of employees per square foot of building area to be anticipated in new commercial or industrial development projects. The average number of workers per 1,000 square feet of area ranges from 0.06 for Rental Self Storage to 4.79 for Standard Commercial Offices. The generation factors from that report are shown in the following table.

Table 11

Commercial/Industrial Category	Average Square Foot Per Employee	Employees Per Average Square Foot
Banks	354	0.00283
Community Shopping Centers	652	0.00153
Neighborhood Shopping Centers	369	0.00271
Industrial Business Parks	284	0.00352
Industrial Parks	742	0.00135
Rental Self Storage	15541	0.00006
Scientific Research & Development	329	0.00304
Lodging	882	0.00113
Standard Commercial Office	209	0.00479
Large High Rise Commercial Office	232	0.00431
Corporate Offices	372	0.00269
Medical Offices	234	0.00427

Source: 1990 SanDAG Traffic Generators report

Students per Employee

The number of students per employee is determined by using the S0802: Means of Transportation to Work by Selected Characteristics 2018-2022 American Community Survey 5-Year Estimates and DP1: Profile of General Population and Housing Characteristics 2020: DEC Demographic Profile for the District. There were 39,671 employees and 30,980 homes in the District. This represents a ratio of 1.2805 employees per home.

There were 9,372 school age children attending the District in 2020. This is a ratio of 0.2362 students per employee. This ratio, however, must be reduced by including only the percentage of employees that worked in their community of residence (17.5%), because only those employees living in the District will impact the District’s school facilities with their children. The net ratio of students per employee in the District is 0.0413.

School Facilities Cost per Student

Facility costs for housing commercially generated students are the same as those used for residential construction. The cost factors used to assess the impact from commercial development projects are contained in Table 10.

Residential Offset

When additional employees are generated in the District as a result of new commercial/industrial development, fees will also be charged on the residential units necessary to provide housing for the employees living in the District. To prevent a commercial or industrial development from paying for the portion of the impact that will be covered by the residential fee, this amount has been calculated and deducted from each category. The residential offset amount is calculated by multiplying the following factors together and dividing by 1,000 (to convert from cost per 1,000 square feet to cost per square foot).

- Employees per 1,000 square feet (varies from a low of 0.06 for rental self storage to a high of 4.79 for office building).
- Percentage of employees that worked in their community of residence (17.5 percent).
- Housing units per employee (0.7809). This was derived from the 2018-2022 ACS 5 Year Estimates and DP1 data for the District, which indicates there were 30,980 housing units and 39,671 employees.
- Percentage of employees that will occupy new housing units (75 percent).
- Average square feet per dwelling unit (1,245).
- Residential fee charged by the District (\$5.17 per square foot).
- Average cost per student was determined in Table 10.

The following table shows the calculation of the school facility costs generated by a square foot of new commercial/industrial development for each category of development.

Table 12

Alameda Unified School District Summary of Commercial and Industrial Uses							
Type	Employees per 1,000 Sq. Ft.	Students per Employee	Students per 1,000 Sq. Ft.	Average Cost per Student	Cost per Sq. Ft.	Residential offset per Sq. Ft.	Net Cost per Sq. Ft.
Banks	2.83	0.0413	0.117	\$53,925	\$6.31	\$1.87	\$4.44
Community Shopping Centers	1.53	0.0413	0.063	\$53,925	\$3.41	\$1.01	\$2.40
Neighborhood Shopping Centers	2.71	0.0413	0.112	\$53,925	\$6.04	\$1.79	\$4.25
Industrial Business Parks	3.52	0.0413	0.146	\$53,925	\$7.85	\$2.32	\$5.53
Industrial Parks	1.35	0.0413	0.056	\$53,925	\$3.01	\$0.89	\$2.12
Rental Self Storage	0.06	0.0413	0.002	\$53,925	\$0.13	\$0.04	\$0.09
Scientific Research & Development	3.04	0.0413	0.126	\$53,925	\$6.78	\$2.01	\$4.77
Lodging	1.13	0.0413	0.047	\$53,925	\$2.52	\$0.75	\$1.77
Standard Commercial Office	4.79	0.0413	0.198	\$53,925	\$10.68	\$3.16	\$7.52
Large High Rise Commercial Office	4.31	0.0413	0.178	\$53,925	\$9.61	\$2.84	\$6.77
Corporate Offices	2.69	0.0413	0.111	\$53,925	\$6.00	\$1.77	\$4.23
Medical Offices	4.27	0.0413	0.177	\$53,925	\$9.52	\$2.82	\$6.70

*Based on 1990 SanDAG Traffic Generator Report

Net Cost per Square Foot

Since the State Maximum Fee is now \$0.84 for commercial/industrial construction, the District is justified in collecting the maximum fee for all categories with the exception of Rental Self Storage. The District can only justify collection of \$0.09 per square foot of Rental Self Storage construction.

Verifying the Sufficiency of the Development Impact

Education Code Section 17620 requires districts to find that fee revenues will not exceed the cost of providing school facilities to the students generated by the development paying the fees. This section shows that the fee revenues do not exceed the impact of the new development.

The total need for school facilities resulting from new development totals \$18,442,498. The amount the District would collect over the five year period at the maximum rate of \$5.17 for residential and \$0.84 for commercial/industrial development would be as follows:

$\$5.17 \times 1,130 \text{ homes} \times 1,245 \text{ sq ft per home} = \$7,273,415$ for Residential

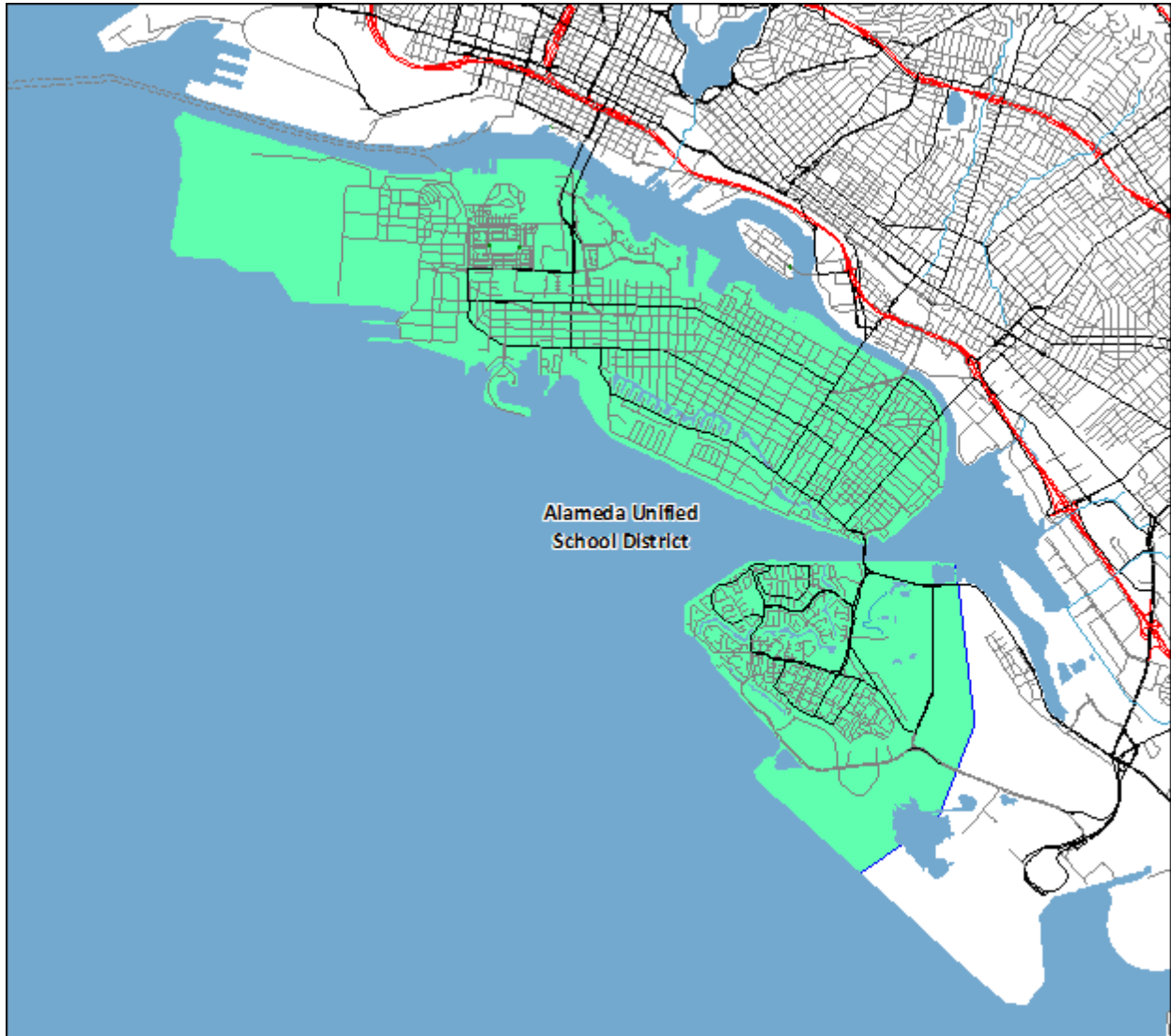
$\$0.84 \times 229,600 \text{ sq ft per year} \times 5 \text{ years} = \$964,320$ for Commercial/Industrial

Total projected 5 year income: \$8,237,735

The estimated income is less than the projected facility needs due to the impact of new development projects.

District Map

The following map shows the extent of the areas for which development fees are applicable to the Alameda Unified School District.



Conclusion

Based on the data contained in this Study, it is found that a reasonable relationship exists between residential, commercial/industrial development and the need for school facilities in the Alameda Unified School District. The following three nexus tests required to show justification for levying fees have been met:

Burden Nexus: New residential development will generate an average of 0.30252 TK-12 grade students per unit. Because the District does not have adequate facilities for all the students generated by new developments, the District will need to build additional facilities and/or modernize/reconstruct the existing facilities in order to maintain existing level of services in which the new students will be housed.

Cost Nexus: The cost to provide new and reconstructed facilities is an average of \$13.11 per square foot of residential development. Each square foot of residential development will generate \$5.17 in developer fees resulting in a shortfall of \$7.94 per square foot.

Benefit Nexus: The developer fees to be collected by the Alameda Unified School District will be used for the provision of additional and reconstructed or modernized school facilities. This will benefit the students to be generated by new development by providing them with adequate educational school facilities.

The District's planned use of the fees received from development impacts will include the following types of projects, each of which will benefit students from new developments.

- 1) **New Schools:** When there is enough development activity occurring in a single area, the District will build a new school to house the students from new developments.
- 2) **Additions to Existing Schools:** When infill development occurs, the District will accommodate students at existing schools by building needed classrooms and/or support facilities such as cafeterias, restrooms, gyms and libraries as needed to increase the school capacity. Schools may also need upgrades of the technology and tele-communication systems to be able to increase their capacity.

- 3) Portable Replacement Projects: Some of the District's capacity is in portables and therefore may not be included in the State's capacity calculations. These portables can be replaced with new permanent or modular classrooms to provide adequate space for students from new developments. These projects result in an increase to the facility capacity according to State standards. In addition, old portables that have reached the end of their life expectancy, will need to be replaced to maintain the existing level of service. These types of projects are considered modernization projects in the State Building Program. If development impacts did not exist, the old portables could be removed.
- 4) Modernization/Upgrade Projects: In many cases, students from new developments are not located in areas where new schools are planned to be built. The District plans to modernize or upgrade older schools to be equivalent to new schools so students will be housed in equitable facilities to those students housed in new schools. These projects may include updates to the building structures to meet current building standards, along with upgrades to the current fire and safety standards and any access compliance standards.

The District will use the funds district wide to provide temporary housing for students, permanent housing for students, and the replacement of temporary housing with permanent housing for students.

The reasonable relationship identified by these findings provides the required justification for the Alameda Unified School District to levy the maximum fees of **\$5.17** per square foot for residential construction and **\$0.84** per square foot for commercial/industrial construction, except for Rental Self Storage facilities in which a fee of **\$0.09** per square foot is justified as authorized by Education Code Section 17620.

Appendices

2024 Developer Fee Justification Study

Alameda Unified School District

SCHOOL DISTRICT Alameda Unified	FIVE DIGIT DISTRICT CODE NUMBER (see California Public School Directory) 61119
COUNTY Alameda	HIGH SCHOOL ATTENDANCE AREA (HSAA) OR SUPER HSAA (if applicable)

Check one: ☒ Fifth-Year Enrollment Projection ☐ Tenth-Year Enrollment Projection

HSAA Districts Only - Check one: ☐ Attendance ☐ Residency

☐ Residency - COS Districts Only - (Fifth Year Projection Only)

☐ Modified Weighting (Fifth-Year Projection Only)

☐ Alternate Weighting - (Fill in boxes to the right):

3rd Prev. to 2nd Prev.	2nd Prev. to Prev.	Previous to Current

Part G. Number of New Dwelling Units
(Fifth-Year Projection Only)

1130

Part H. District Student Yield Factor
(Fifth-Year Projection Only)

.302517

Part I. Projected Enrollment

1. Fifth-Year Projection

Enrollment/Residency - (except Special Day Class pupils)

K-6	7-8	9-12	TOTAL
6641	1247	3269	11157

Special Day Class pupils only - Enrollment/Residency

	Elementary	Secondary	TOTAL
Non-Severe	0	0	0
Severe	0	0	0
TOTAL	0	0	

2. Tenth-Year Projection

Enrollment/Residency - (except Special Day Class pupils)

K-6	7-8	9-12	TOTAL

Special Day Class pupils only - Enrollment/Residency

	Elementary	Secondary	TOTAL
Non-Severe			
Severe			
TOTAL			

I certify, as the District Representative, that the information reported on this form and, when applicable, the High School Attendance Area Residency Reporting Worksheet attached, is true and correct and that:

- I am designated as an authorized district representative by the governing board of the district.
- If the district is requesting an augmentation in the enrollment projection pursuant to Regulation Section 1859.42.1 (a), the local planning commission or approval authority has approved the tentative subdivision map used for augmentation of the enrollment and the district has identified dwelling units in that map to be contracted. All subdivision maps used for augmentation of enrollment are available at the district for review by the Office of Public School Construction (OPSC).
- This form is an exact duplicate (verbatim) of the form provided by the Office of Public School Construction. In the event a conflict should exist, then the language in the OPSC form will prevail.

NAME OF DISTRICT REPRESENTATIVE (PRINT OR TYPE)

SIGNATURE OF DISTRICT REPRESENTATIVE

DATE

TELEPHONE NUMBER

E-MAIL ADDRESS

Part A. K-12 Pupil Data

Grade	7th Prev.	6th Prev.	5th Prev.	4th Prev.	3rd Prev.	2nd Prev.	Previous	Current
	/	/	/	/	2021 / 2022	2022 / 2023	2023 / 2024	2024 / 2025
K					744	642	684	849
1					708	659	617	597
2					726	656	667	626
3					702	671	666	661
4					686	651	681	677
5					684	654	660	686
6					597	591	639	647
7					606	584	603	645
8					646	598	615	610
9					720	767	714	729
10					718	716	780	740
11					770	694	741	800
12					764	823	763	794
TOTAL					9071	8706	8830	9061

Part B. Pupils Attending Schools Chartered By Another District

7th Prev.	6th Prev.	5th Prev.	4th Prev.	3rd Prev.	2nd Prev.	Previous	Current
				0	0	0	0

Part C. Continuation High School Pupils - (Districts Only)

Grade	7th Prev.	6th Prev.	5th Prev.	4th Prev.	3rd Prev.	2nd Prev.	Previous	Current
9					0	0	0	0
10					0	0	0	0
11					0	0	0	0
12					0	0	0	0
TOTAL					0	0	0	0

Part D. Special Day Class Pupils - (Districts or County Superintendent of Schools)

	Elementary	Secondary	TOTAL
Non-Severe	0	0	0
Severe	0	0	0
TOTAL	0	0	

Part E. Special Day Class Pupils - (County Superintendent of Schools Only)

7th Prev.	6th Prev.	5th Prev.	4th Prev.	3rd Prev.	2nd Prev.	Previous	Current
/	/	/	/	2021 / 2022	2022 / 2023	2023 / 2024	2024 / 2025


Part F. Birth Data - (Fifth-Year Projection Only)

☐ County Birth Data ☐ Birth Data by District ZIP Codes

☐ Estimate ☐ Estimate ☐ Estimate

8th Prev.	7th Prev.	6th Prev.	5th Prev.	4th Prev.	3rd Prev.	2nd Prev.	Previous	Current

PROFILE OF GENERAL POPULATION AND HOUSING CHARACTERISTICS



Note: This is a modified view of the original table produced by the U.S. Census Bureau. This download or printed version may have missing information from the original table.

Alameda City Unified School District, California		
Label	Count	Percent
> SEX AND AGE		
> MEDIAN AGE BY SEX		
> RACE		
> TOTAL RACES TALLIED [1]		
> HISPANIC OR LATINO		
> HISPANIC OR LATINO BY RACE		
> RELATIONSHIP		
> HOUSEHOLDS BY TYPE		
✓ HOUSING OCCUPANCY		
✓ Total housing units	33,009	100.0%
Occupied housing units	30,980	93.9%
✓ Vacant housing units	2,029	6.1%
For rent	899	2.7%
Rented, not occupied	109	0.3%
For sale only	66	0.2%
Sold, not occupied	81	0.2%
For seasonal, recreational, or	169	0.5%
All other vacants	705	2.1%
> VACANCY RATES		
> HOUSING TENURE		

Table Notes

PROFILE OF GENERAL POPULATION AND HOUSING CHARACTERISTICS

Survey/Program: Decennial Census

Year: 2020

Table ID: DP1

Note: For information on data collection, confidentiality protection, nonsampling error, subject definitions, and guidance on using the data, visit the 2020 Census Demographic and Housing Characteristics File (DHC) Technical Documentation webpage.

To protect respondent confidentiality, data have undergone disclosure avoidance methods which add "statistical noise" - small, random additions or subtractions - to the data so that no one can reliably link the published data to a specific person or household. The Census Bureau encourages data users to aggregate small populations and geographies to improve accuracy and diminish implausible results.

An "(X)" means not applicable.

An "-" means the statistic could not be computed because there were an insufficient number of observations.

[1] The alone or in combination categories are tallies of responses rather than respondents. That is, the alone or in combination categories are not mutually exclusive. Individuals who reported two races were counted in two separate and distinct alone or in combination race categories, while those who reported three races were counted in three categories, and so on. For example, a respondent who indicated "White **and**

Black or African American" was counted in the White alone or in combination category as well as in the Black or African American alone or in combination category. Consequently, the sum of all alone or in combination categories equals the number of races reported (i.e., responses), which exceeds the total population.

[2] "Child" includes biological, adopted, and stepchildren of the householder.

[3] "Own children" includes biological, adopted, and stepchildren of the householder.

[4] The homeowner vacancy rate is the proportion of the homeowner inventory that is vacant "for sale." It is computed by dividing the total number of vacant units "for sale only" by the sum of owner-occupied units, vacant units that are "for sale only," and vacant units that have been sold but not yet occupied; and then multiplying by 100.

[5] The rental vacancy rate is the proportion of the rental inventory that is vacant "for rent." It is computed by dividing the total number of vacant unit "for rent" by the sum of the renter-occupied units, vacant units that are "for rent," and vacant units that have been rented but not yet occupied; and then multiplying by 100.

Source: U.S. Census Bureau, 2020 Census Demographic Profile

Selected Housing Characteristics

Note: This is a modified view of the original table produced by the U.S. Census Bureau. This download or printed version may have missing information from the original table.

Alameda City Unified School District, California					
Label	Estimate	Margin of Error	Percent	Percent Margin of Error	
▼ HOUSING OCCUPANCY					
▼ Total housing units	30,553	±2,124	30,553	(X)	
Occupied housing units	27,630	±1,857	90.4%	±3.4	
Vacant housing units	2,923	±1,119	9.6%	±3.4	
Homeowner vacancy rate	0.0	±1.4	(X)	(X)	
Rental vacancy rate	4.2	±3.4	(X)	(X)	
▼ UNITS IN STRUCTURE					
▼ Total housing units	30,553	±2,124	30,553	(X)	
1-unit, detached	12,684	±1,543	41.5%	±5.3	
1-unit, attached	3,262	±988	10.7%	±3.0	
2 units	2,246	±898	7.4%	±2.9	
3 or 4 units	2,969	±1,011	9.7%	±3.2	
5 to 9 units	1,438	±595	4.7%	±1.9	
10 to 19 units	1,418	±621	4.6%	±2.0	
20 or more units	6,149	±1,247	20.1%	±3.5	
Mobile home	147	±216	0.5%	±0.7	
Boat, RV, van, etc.	240	±248	0.8%	±0.8	
▼ YEAR STRUCTURE BUILT					
▼ Total housing units	30,553	±2,124	30,553	(X)	
Built 2020 or later	270	±219	0.9%	±0.7	
Built 2010 to 2019	676	±382	2.2%	±1.2	
Built 2000 to 2009	1,629	±594	5.3%	±1.9	
Built 1990 to 1999	1,801	±821	5.9%	±2.7	
Built 1980 to 1989	2,629	±754	8.6%	±2.3	
Built 1970 to 1979	4,816	±1,200	15.8%	±3.5	
Built 1960 to 1969	4,876	±1,109	16.0%	±3.4	
Built 1950 to 1959	2,180	±951	7.1%	±2.9	
Built 1940 to 1949	1,969	±888	6.4%	±2.9	
Built 1939 or earlier	9,707	±1,325	31.8%	±4.6	
▼ ROOMS					
▼ Total housing units	30,553	±2,124	30,553	(X)	
1 room	979	±574	3.2%	±1.8	
2 rooms	2,056	±715	6.7%	±2.3	
3 rooms	4,297	±1,243	14.1%	±3.7	
4 rooms	6,259	±1,425	20.5%	±4.2	
5 rooms	5,386	±1,124	17.6%	±3.9	
6 rooms	4,910	±1,276	16.1%	±4.0	
7 rooms	2,761	±819	9.0%	±2.8	
8 rooms	1,971	±661	6.5%	±2.1	
9 rooms or more	1,934	±734	6.3%	±2.4	

Table Notes

Selected Housing Characteristics

Survey/Program: American Community Survey
Year: 2022
Estimates: 1-Year
Table ID: DP04

Although the American Community Survey (ACS) produces population, demographic and housing unit estimates, the decennial census is the official source of population totals for April 1st of each decen year. In between censuses, the Census Bureau's Population Estimates Program produces and disseminates the official estimates of the population for the nation, states, counties, cities, and towns and estimates of housing units for states and counties.

Information about the American Community Survey (ACS) can be found on the ACS website. Supporting documentation including code lists, subject definitions, data accuracy, and statistical testing, and full list of ACS tables and table shells (without estimates) can be found on the Technical Documentation section of the ACS website.

Sample size and data quality measures (including coverage rates, allocation rates, and response rates) can be found on the American Community Survey website in the [Methodology](#) section.

Source: U.S. Census Bureau, 2022 American Community Survey 1-Year Estimates

Data are based on a sample and are subject to sampling variability. The degree of uncertainty for an estimate arising from sampling variability is represented through the use of a margin of error. The valu shown here is the 90 percent margin of error. The margin of error can be interpreted roughly as providing a 90 percent probability that the interval defined by the estimate minus the margin of error and t estimate plus the margin of error (the lower and upper confidence bounds) contains the true value. In addition to sampling variability, the ACS estimates are subject to nonsampling error (for a discussion nonsampling variability, see ACS Technical Documentation). The effect of nonsampling error is not represented in these tables.

Households not paying cash rent are excluded from the calculation of median gross rent.

The 2022 American Community Survey (ACS) data generally reflect the March 2020 Office of Management and Budget (OMB) delineations of metropolitan and micropolitan statistical areas. In certain instances the names, codes, and boundaries of the principal cities shown in ACS tables may differ from the OMB delineations due to differences in the effective dates of the geographic entities.

Estimates of urban and rural populations, housing units, and characteristics reflect boundaries of urban areas defined based on 2020 Census data. As a result, data for urban and rural areas from the ACS do not necessarily reflect the results of ongoing urbanization.

Explanation of Symbols:

- The estimate could not be computed because there were an insufficient number of sample observations. For a ratio of medians estimate, one or both of the median estimates falls in the lowest interval or highest interval of an open-ended distribution. For a 5-year median estimate, the margin of error associated with a median was larger than the median itself.
- N
The estimate or margin of error cannot be displayed because there were an insufficient number of sample cases in the selected geographic area.
- (X)
The estimate or margin of error is not applicable or not available.
- median-
The median falls in the lowest interval of an open-ended distribution (for example "2,500-")
- median+
The median falls in the highest interval of an open-ended distribution (for example "250,000+").
- **
The margin of error could not be computed because there were an insufficient number of sample observations.
- ***
The margin of error could not be computed because the median falls in the lowest interval or highest interval of an open-ended distribution.
- *****
A margin of error is not appropriate because the corresponding estimate is controlled to an independent population or housing estimate. Effectively, the corresponding estimate has no sampling error and the margin of error may be treated as zero.

Means of Transportation to Work by Selected Characteristics

Note: This is a modified view of the original table produced by the U.S. Census Bureau. This download or printed version may have missing information from the original table.

Alameda City Unified School District, California				
		Total	Car, truck	
Label		Estimate	Margin of Error	
➤ Workers 16 years and over		39,671	±1,022	
➤ EARNINGS IN THE PAST 12 MONTHS (IN 2022 INFLATION-ADJUSTED DOLLARS) FOR WORKERS				
➤ POVERTY STATUS IN THE PAST 12 MONTHS				
➤ Workers 16 years and over		39,671	±1,022	
✓ Workers 16 years and over who did not work from home		30,523	±988	
➤ TIME OF DEPARTURE TO GO TO WORK				
✓ TRAVEL TIME TO WORK				
Less than 10 minutes		8.2%	±1.0	
10 to 14 minutes		9.3%	±1.4	
15 to 19 minutes		11.7%	±1.5	
20 to 24 minutes		12.9%	±1.5	
25 to 29 minutes		5.4%	±0.8	
30 to 34 minutes		13.8%	±1.6	
35 to 44 minutes		8.7%	±1.5	
45 to 59 minutes		12.6%	±1.6	
60 or more minutes		17.4%	±1.8	
Mean travel time to work (minutes)		33.4	±1.3	
✓ Workers 16 years and over in households		39,492	±1,019	

Table Notes

Means of Transportation to Work by Selected Characteristics

Survey/Program: American Community Survey

Year: 2022

Estimates: 5-Year

Table ID: S0802

Although the American Community Survey (ACS) produces population, demographic and housing unit estimates, the decennial census is the official source of population totals for April 1st of each decennial year. In between censuses, the Census Bureau's Population Estimates Program produces and disseminates the official estimates of the population for the nation, states, counties, cities, and towns and estimates of housing units for states and counties.

Information about the American Community Survey (ACS) can be found on the ACS website. Supporting documentation including code lists, subject definitions, data accuracy, and statistical testing, and a full list of ACS tables and table shells (without estimates) can be found on the Technical Documentation section of the ACS website.

Sample size and data quality measures (including coverage rates, allocation rates, and response rates) can be found on the American Community Survey website in the [Methodology](#) section.

Source: U.S. Census Bureau, 2018-2022 American Community Survey 5-Year Estimates

Data are based on a sample and are subject to sampling variability. The degree of uncertainty for an estimate arising from sampling variability is represented through the use of a margin of error. The value shown here is the 90 percent margin of error. The margin of error can be interpreted roughly as providing a 90 percent probability that the interval defined by the estimate minus the margin of error and the estimate plus the margin of error (the lower and upper confidence bounds) contains the true value. In addition to sampling variability, the ACS estimates are subject to nonsampling error (for a discussion of nonsampling variability, see ACS Technical Documentation). The effect of nonsampling error is not represented in these tables.

Foreign born excludes people born outside the United States to a parent who is a U.S. citizen.

Workers include members of the Armed Forces and civilians who were at work last week.

Industry titles and their 4-digit codes are based on the 2017 North American Industry Classification System. The Industry categories adhere to the guidelines issued in Clarification Memorandum No. "NAICS Alternate Aggregation Structure for Use By U.S. Statistical Agencies," issued by the Office of Management and Budget.

Occupation titles and their 4-digit codes are based on the 2018 Standard Occupational Classification.

When information is missing or inconsistent, the Census Bureau logically assigns an acceptable value using the response to a related question or questions. If a logical assignment is not possible, data are filled using a statistical process called allocation, which uses a similar individual or household to provide a donor value. The "Allocated" section is the number of respondents who received an allocated value for a particular subject.

Several means of transportation to work categories were updated in 2019. For more information, see: [Change to Means of Transportation](#).

In 2019, methodological changes were made to the class of worker question. These changes involved modifications to the question wording, the category wording, and the visual format of the categories on the questionnaire. The format for the class of worker categories are now listed under the headings "Private Sector Employee," "Government Employee," and "Self-Employed or Other." Additionally, the category of Active Duty was added as one of the response categories under the "Government Employee" section for the mail questionnaire. For more detailed information about the

2019 changes, see the 2016 American Community Survey Content Test Report for Class of Worker located at http://www.census.gov/library/working-papers/2017/acs/2017_Martinez_01.html.

The 2018-2022 American Community Survey (ACS) data generally reflect the March 2020 Office of Management and Budget (OMB) delineations of metropolitan and micropolitan statistical areas. In certain instances, the names, codes, and boundaries of the principal cities shown in ACS tables may differ from the OMB delineation lists due to differences in the effective dates of the geographic entities.

Estimates of urban and rural populations, housing units, and characteristics reflect boundaries of urban areas defined based on 2020 Census data. As a result, data for urban and rural areas from the ACS do not necessarily reflect the results of ongoing urbanization.

Explanation of Symbols:

-

The estimate could not be computed because there were an insufficient number of sample observations. For a ratio of medians estimate, one or both of the median estimates falls in the lowest interval or highest interval of an open-ended distribution. For a 5-year median estimate, the margin of error associated with a median was larger than the median itself.

N

The estimate or margin of error cannot be displayed because there were an insufficient number of sample cases in the selected geographic area.

(X)

The estimate or margin of error is not applicable or not available.

median-

The median falls in the lowest interval of an open-ended distribution (for example "2,500-")

median+

The median falls in the highest interval of an open-ended distribution (for example "250,000+").

**

The margin of error could not be computed because there were an insufficient number of sample observations.

The margin of error could not be computed because the median falls in the lowest interval or highest interval of an open-ended distribution.

A margin of error is not appropriate because the corresponding estimate is controlled to an independent population or housing estimate. Effectively, the corresponding estimate has no sampling error and the margin of error may be treated as zero.

Use of Developer Fees:

A School District can use the revenue collected on residential and commercial/industrial construction for the purposes listed below:

- Purchase or lease of interim school facilities to house students generated by new development pending the construction of permanent facilities.
- Purchase or lease of land for school facilities for such students.
- Acquisition of school facilities for such students, including:
 - Construction
 - Modernization/reconstruction
 - Architectural and engineering costs
 - Permits and plan checking
 - Testing and inspection
 - Furniture, Equipment and Technology for use in school facilities
- Legal and other administrative costs related to the provision of such new facilities
- Administration of the collection of, and justification for, such fees, and
- Any other purpose arising from the process of providing facilities for students generated by new development.

Following is an excerpt from the Education Code that states the valid uses of the Level 1 developer fees. It refers to construction and reconstruction. The term reconstruction was originally used in the Leroy Greene program. The term modernization is currently used in the 1998 State Building Program and represents the same scope of work used in the original reconstruction projects.

Ed Code Section 17620. (a) (1) The governing board of any school district is authorized to levy a fee, charge, dedication, or other requirement against any construction within the boundaries of the district, for the purpose of funding the construction or reconstruction of school facilities, subject to any limitations set forth in Chapter 4.9 (commencing with Section 65995) of Division 1 of Title 7 of the Government Code. This fee, charge, dedication, or other requirement may be applied to construction only as follows: ...

The limitations referred to in this text describe the maximum amounts that can be charged for residential and commercial/industrial projects and any projects that qualify for exemptions. They do not limit the use of the funds received.

Determination of Average State allowed amounts for Site Development Costs

Elementary Schools

<u>District</u>	<u>Project #</u>	<u>Acres</u>	Original	Inflation	2009 Adjusted	<u>Project Year</u>	<u>2009 Cost/Acre</u>	
			<u>OPSC Site Development</u>	<u>Factor</u>	<u>Site Development</u>			
Davis Jt Unified	3	9.05	\$532,282	38.4%	\$1,473,469	2004	\$162,814	
Dry Creek Jt Elem	2	8.5	\$516,347	46.2%	\$1,509,322	2002	\$177,567	
Dry Creek Jt Elem	5	11.06	\$993,868	20.1%	\$2,387,568	2006	\$215,874	
Elk Grove Unified	5	12.17	\$556,011	48.2%	\$1,648,316	2001	\$135,441	
Elk Grove Unified	10	11	\$690,120	48.2%	\$2,045,888	2001	\$185,990	
Elk Grove Unified	11	10	\$702,127	48.2%	\$2,081,483	2001	\$208,148	
Elk Grove Unified	14	10	\$732,837	46.2%	\$2,142,139	2002	\$214,214	
Elk Grove Unified	16	9.86	\$570,198	46.2%	\$1,666,733	2002	\$169,040	
Elk Grove Unified	17	10	\$542,662	46.2%	\$1,586,243	2002	\$158,624	
Elk Grove Unified	20	10	\$710,730	43.2%	\$2,034,830	2003	\$203,483	
Elk Grove Unified	25	10	\$645,923	38.4%	\$1,788,052	2004	\$178,805	
Elk Grove Unified	28	10.03	\$856,468	24.4%	\$2,130,974	2005	\$212,460	
Elk Grove Unified	39	9.91	\$1,007,695	20.1%	\$2,420,785	2006	\$244,277	
Folsom-Cordova Unified	1	9.79	\$816,196	20.1%	\$1,960,747	2006	\$200,281	
Folsom-Cordova Unified	4	7.5	\$455,908	46.2%	\$1,332,654	2002	\$177,687	
Folsom-Cordova Unified	5	8	\$544,213	46.2%	\$1,590,776	2002	\$198,847	
Folsom-Cordova Unified	8	8.97	\$928,197	11.2%	\$2,063,757	2007	\$230,073	
Galt Jt Union Elem	2	10.1	\$1,033,044	38.4%	\$2,859,685	2004	\$283,137	
Lincoln Unified	1	9.39	\$433,498	46.2%	\$1,267,148	2002	\$134,947	
Lodi Unified	3	11.2	\$555,999	46.2%	\$1,625,228	2002	\$145,110	
Lodi Unified	10	11.42	\$1,245,492	46.2%	\$3,640,669	2002	\$318,798	
Lodi Unified	19	9.93	\$999,164	11.2%	\$2,221,545	2007	\$223,721	
Lodi Unified	22	10	\$1,416,212	7.7%	\$3,051,426	2008	\$305,143	
Natomas Unified	6	8.53	\$685,284	46.2%	\$2,003,138	2002	\$234,834	
Natomas Unified	10	9.83	\$618,251	43.2%	\$1,770,061	2003	\$180,067	
Natomas Unified	12	9.61	\$735,211	24.4%	\$1,829,275	2005	\$190,351	
Rocklin Unified	8	10.91	\$593,056	46.2%	\$1,733,548	2002	\$158,895	
Stockton Unified	1	12.66	\$1,462,232	7.7%	\$3,150,582	2008	\$248,861	
Stockton Unified	2	10.5	\$781,675	43.2%	\$2,237,946	2003	\$213,138	
Stockton Unified	6	12.48	\$1,136,704	20.1%	\$2,730,703	2006	\$218,806	
Tracy Jt Unified	4	10	\$618,254	46.2%	\$1,807,204	2002	\$180,720	
Tracy Jt Unified	10	10	\$573,006	38.4%	\$1,586,202	2004	\$158,620	
Washington Unified	1	8	\$446,161	46.2%	\$1,304,163	2002	\$163,020	
Washington Unified	4	10.76	\$979,085	7.7%	\$2,109,575	2008	\$196,057	
Totals		341.16			\$68,791,833	Average	\$201,641	2024 Adjusted Value \$339,346

Middle and High Schools

<u>District</u>	<u>Project #</u>	<u>Acres</u>	Original	Inflation	2009 Adjusted	<u>Project Year</u>	<u>2009 Cost/Acre</u>	
			<u>OPSC Site Development</u>	<u>Factor</u>	<u>Site Development</u>			
Western Placer Unified	4	19.3	\$5,973,312	24.4%	\$7,431,085	2005	\$385,030	
Roseville City Elem	2	21.6	\$1,780,588	48.2%	\$2,639,311	2000	\$122,190	
Elk Grove Unified	4	66.2	\$8,659,494	48.2%	\$12,835,704	2000	\$193,893	
Elk Grove Unified	13	76.4	\$9,791,732	48.2%	\$14,513,986	2001	\$189,974	
Elk Grove Unified	18	84.3	\$13,274,562	43.2%	\$19,002,626	2003	\$225,417	
Grant Jt Union High	2	24	\$2,183,840	48.2%	\$3,237,039	2000	\$134,877	
Center Unified	1	21.2	\$1,944,310	46.2%	\$2,841,684	2002	\$134,042	
Lodi Unified	2	13.4	\$1,076,844	46.2%	\$1,573,849	2002	\$117,451	
Lodi Unified	6	13.4	\$2,002,164	46.2%	\$2,926,240	2002	\$218,376	
Galt Jt Union Elem	1	24.9	\$2,711,360	46.2%	\$3,962,757	2002	\$159,147	
Tahoe Truckee Unified	2	24	\$2,752,632	43.2%	\$3,940,412	2003	\$164,184	
Davis Unified	5	23.3	\$3,814,302	43.2%	\$5,460,199	2003	\$234,343	
Woodland Unified	3	50.2	\$8,664,700	46.2%	\$12,663,792	2002	\$252,267	
Sacramento City Unified	1	35.2	\$4,813,386	46.2%	\$7,034,949	2002	\$199,856	
Lodi Unified	4	47	\$7,652,176	46.2%	\$11,183,950	2002	\$237,956	
Stockton Unified	3	49.1	\$8,959,088	43.2%	\$12,824,996	2003	\$261,202	
Natomas Unified	11	38.7	\$3,017,002	38.4%	\$4,175,850	2004	\$107,903	
Rocklin Unified	11	47.1	\$11,101,088	24.4%	\$13,810,282	2005	\$293,212	
Totals		679.3			\$142,058,711	Average	\$209,125	2024 Adjusted Value \$319,258
Middle Schools:		260.7			\$49,447,897	Middle	\$189,704	\$319,258
High Schools:		418.6			\$92,610,814	High	\$221,217	\$372,291

INDEX ADJUSTMENT ON THE ASSESSMENT FOR DEVELOPMENT

PURPOSE OF REPORT

To report the index adjustment on the assessment for development, which may be levied pursuant to Education Code Section 17620.

DESCRIPTION

The law requires the maximum assessment for development be adjusted every two years by the change in the Class B construction cost index, as determined by the State Allocation Board (Board) in each calendar year. This item requests that the Board make the adjustment based on the change reflected using the RS Means index.

AUTHORITY

Education Code Section 17620(a)(1) states the following: “The governing board of any school district is authorized to levy a fee, charge, dedication, or other requirement against any construction within the boundaries of the district, for the purpose of funding the construction or reconstruction of school facilities, subject to any limitations set forth in Chapter 4.9 (commencing with Section 65995) of Division 1 of Title 7 of the Government Code.”

Government Code Section 65995(b)(3) states the following: “The amount of the limits set forth in paragraphs (1) and (2) shall be increased in 2000, and every two years thereafter, according to the adjustment for inflation set forth in the statewide cost index for class B construction, as determined by the State Allocation Board at its January meeting, which increase shall be effective as of the date of that meeting.”

BACKGROUND

There are three levels that may be levied for developer’s fees. The fees are levied on a per-square foot basis. The lowest fee, Level I, is assessed if the district conducts a Justification Study that establishes the connection between the development coming into the district and the assessment of fees to pay for the cost of the facilities needed to house future students. The Level II fee is assessed if a district makes a timely application to the Board for new construction funding, conducts a School Facility Needs Analysis pursuant to Government Code Section 65995.6, and satisfies at least two of the requirements listed in Government Code Section 65995.5(b)(3). The Level III fee is assessed when State bond funds are exhausted; the district may impose a developer’s fee up to 100 percent of the School Facility Program new construction project cost.

STAFF ANALYSIS/STATEMENTS

A historical comparison of the assessment rates for development fees for 2020 and 2022 are shown below for information. According to the RS Means, the cost index for Class B construction increased by 7.84% percent, during the two-year period from January 2022 to January 2024, requiring the assessment for development fees to be adjusted as follows beginning January 2024:

	<u>2020</u>	<u>2022</u>	<u>2024</u>
Residential	\$4.08	\$4.79	\$5.17
Commercial/Industrial	\$0.66	\$0.78	\$0.84

RECOMMENDATION

Increase the 2024 maximum Level I assessment for development in the amount of 7.84 percent using the RS Means Index to be effective immediately.

ATTACHMENT B

ANNUAL ADJUSTMENT TO SCHOOL FACILITY PROGRAM GRANTS

State Allocation Board Meeting, January 24, 2024

Grant Amount Adjustments

New Construction	SFP Regulation Section	Adjusted Grant Per Pupil Effective 1-1-23	Adjusted Grant Per Pupil Effective 1-1-24
Elementary	1859.71	\$15,983	\$15,770
Middle	1859.71	\$16,904	\$16,679
High	1859.71	\$21,509	\$21,223
Special Day Class – Severe	1859.71.1	\$44,911	\$44,314
Special Day Class – Non-Severe	1859.71.1	\$30,036	\$29,637
Automatic Fire Detection/Alarm System – Elementary	1859.71.2	\$19	\$19
Automatic Fire Detection/Alarm System – Middle	1859.71.2	\$25	\$25
Automatic Fire Detection/Alarm System – High	1859.71.2	\$43	\$42
Automatic Fire Detection/Alarm System – Special Day Class – Severe	1859.71.2	\$80	\$79
Automatic Fire Detection/Alarm System – Special Day Class – Non-Severe	1859.71.2	\$57	\$56
Automatic Sprinkler System – Elementary	1859.71.2	\$268	\$264
Automatic Sprinkler System – Middle	1859.71.2	\$319	\$315
Automatic Sprinkler System – High	1859.71.2	\$331	\$327
Automatic Sprinkler System – Special Day Class – Severe	1859.71.2	\$846	\$835
Automatic Sprinkler System – Special Day Class – Non-Severe	1859.71.2	\$567	\$559

ATTACHMENT B

ANNUAL ADJUSTMENT TO SCHOOL FACILITY PROGRAM GRANTS

State Allocation Board Meeting, January 24, 2024

Grant Amount Adjustments

Modernization	SFP Regulation Section	Adjusted Grant Per Pupil Effective 1-1-23	Adjusted Grant Per Pupil Effective 1-1-24
Elementary	1859.78	\$6,086	\$6,005
Middle	1859.78	\$6,436	\$6,350
High	1859.78	\$8,427	\$8,315
Special Day Class - Severe	1859.78.3	\$19,396	\$19,138
Special Day Class – Non-Severe	1859.78.3	\$12,977	\$12,804
State Special School – Severe	1859.78	\$32,330	\$31,900
Automatic Fire Detection/Alarm System – Elementary	1859.78.4	\$198	\$195
Automatic Fire Detection/Alarm System – Middle	1859.78.4	\$198	\$195
Automatic Fire Detection/Alarm System – High	1859.78.4	\$198	\$195
Automatic Fire Detection/Alarm System – Special Day Class – Severe	1859.78.4	\$544	\$537
Automatic Fire Detection/Alarm System – Special Day Class – Non-Severe	1859.78.4	\$365	\$360
Over 50 Years Old – Elementary	1859.78.6	\$8,454	\$8,342
Over 50 Years Old – Middle	1859.78.6	\$8,942	\$8,823
Over 50 Years Old – High	1859.78.6	\$11,705	\$11,549
Over 50 Years Old – Special Day Class – Severe	1859.78.6	\$26,948	\$26,590
Over 50 Years Old – Special Day Class – Non-Severe	1859.78.6	\$18,019	\$17,779
Over 50 Years Old – State Special Day School – Severe	1859.78.6	\$44,910	\$44,313

ATTACHMENT B

ANNUAL ADJUSTMENT TO SCHOOL FACILITY PROGRAM GRANTS

State Allocation Board Meeting, January 24, 2024

Grant Amount Adjustments

New Construction / Modernization / Facility Hardship / Seismic Mitigation / Joint Use	SFP Regulation Section	Adjusted Grant Amount Effective 1-1-23	Adjusted Grant Amount Effective 1-1-24
Therapy/Multipurpose Room/Other (per square foot)	1859.72 1859.73.2 1859.77.3 1859.82.1 1859.82.2 1859.125 1859.125.1	\$262	\$259
Toilet Facilities (per square foot)	1859.72 1859.73.2 1859.82.1 1859.82.2 1859.125 1859.125.1	\$470	\$464
Portable Therapy/Multipurpose Room/Other (per square foot)	1859.72 1859.73.2 1859.77.3 1859.82.1 1859.125 1859.125.1	\$59	\$58
Portable Toilet Facilities (per square foot)	1859.72 1859.73.2 1859.82.1 1859.125 1859.125.1	\$152	\$150

New Construction Only	SFP Regulation Section	Adjusted Grant Amount Effective 1-1-23	Adjusted Grant Amount Effective 1-1-24
Parking Spaces (per stall)	1859.76	\$20,325	\$20,055
General Site Grant (per acre for additional acreage being acquired)	1859.76	\$26,016	\$25,670
Project Assistance (for school district with less than 2,500 pupils)	1859.73.1	\$9,775	\$9,645

NOTICE OF HEARING REGARDING PROPOSED ADOPTION OF A DEVELOPER FEE STUDY AND THE INCREASE OF THE STATUTORY SCHOOL FEE

NOTICE IS HEREBY GIVEN that the Governing Board of the Alameda Unified School District will hold a hearing and consider input from the public on the proposed adoption of a Developer Fee Justification Study for the District and an increase in the statutory school facility fee ("Level I Fee") on new residential and commercial/industrial developments as approved by the State Allocation Board on January 24, 2024. The adoption of the Study and the increase of the Level I Fee are necessary to fund the construction of needed school facilities to accommodate students due to development.

Members of the public are invited to comment in writing, on or before February 27, 2024, or appear in person at the hearing at 6:30pm on February 27, 2024, at the following location:

Alameda City Hall – Chambers
2263 Santa Clara Avenue
Alameda, CA 94501

Materials regarding the Study and the Level I Fee are on file and are available for public review at the District Office located at 2060 Challenger Drive, Alameda, CA.

ATS 6809090; Feb. 12, 16, 2024

ALAMEDA UNIFIED SCHOOL DISTRICT
BOARD AGENDA ITEM

Item Title: Resolution Number 2023-2024.47 Recommendation to Decrease the Number of Certificated Employees Due to a Reduction in Particular Kinds of Services for the 2024-2025 School Year (5 Mins/Action)

Item Type: Action

Background: California Education Code Sections 44949 and 44955 set forth dates and procedures by which the Governing Board must express its intent to reduce and/or discontinue particular kinds of services now being offered by the District. Staff will recommend that services be reduced according to the least senior employee so long as the employee being retained is credentialed and competent to perform the assignment. The Superintendent or his/her designee shall give notice to affected certificated employees that their services may not be required for the ensuing school year.

AUSD LCAP Goals: 1. Eliminate barriers to student success and maximize learning time.| 4. Ensure that all students have access to basic services.

Fund Codes:

Fiscal Analysis

Amount (Savings) (Cost):

Recommendation: Approve as submitted.

AUSD Guiding Principle:

Submitted By: Timothy Erwin, Assistant Superintendent, Human Resources

ATTACHMENTS:

	Description	Upload Date	Type
□	Resolution to Decrease Particular Kinds of Services for Certificated	2/22/2024	Resolution Letter

ALAMEDA UNIFIED SCHOOL DISTRICT
Alameda, California
Resolution

February 27, 2024

Resolution 2023-2024.47

**Resolution to Decrease the Number of Certificated Employees
Due to a Reduction in Particular Kinds of Services**

WHEREAS, Education Code Section 44955 permits the Governing Board to reduce or discontinue particular kinds of services no later than the beginning of the following school year; and

WHEREAS, the Governing Board of the Alameda Unified School District has determined that it shall be necessary to decrease the following programs and services of the District no later than the beginning of the 2024-2025 school year; and

WHEREAS, it shall be necessary to terminate at the end of the 2023-2024 school year the employment of certain certificated employees of the District as a result of the elimination of the programs and services; and

WHEREAS, the Governing Board of the Alameda Unified School District has further determined that among employees who first rendered paid service to the District on the same day, the order of termination will be based solely on the needs of the District and the students thereof; and

NOW, BE IT RESOLVED, by the Governing Board of the Alameda Unified School District that the particular kinds of services that shall be reduced or eliminated no later than the beginning of the 2024-2025 school year are described in the below table and equate to a total of 5.95 Full Time Equivalent (FTE):

Particular Kinds of Services

Elementary	Number of Full Time Equivalent (FTE)
Counselor	0.05 FTE
<i>Elementary TOTAL = 0.05 FTE</i>	
Secondary	Number of Full Time Equivalent (FTE)
Art	0.40 FTE
Counselor	0.50 FTE
Career Technical Education (CTE) Digital Film	0.20 FTE
Career Technical Education (CTE) Multi-Media Art	0.20 FTE
English	1.00 FTE
Physical Education	0.40 FTE
<i>Secondary TOTAL = 2.70 FTE</i>	
Additional Services	Number of Full Time Equivalent (FTE)
Athletic Director, Alameda High	0.10 FTE
Athletic Director, Encinal Jr/Sr High	0.10 FTE
Program Specialist	1.00 FTE
Teacher on Special Assignment (TSA) Special Education Learning Loss	1.00 FTE
<i>Additional Services TOTAL = 2.20 FTE</i>	

Administrative Services	Number of Full Time Equivalent (FTE)
Program Manager- Assessment	1.00 FTE

Administrative Services TOTAL = 1.00 FTE

NOW, BE IT FURTHER RESOLVED, that the District may deviate from terminating certificated employees in order of seniority, based on a specific need for personnel who possess qualifications, special training, and/or experience needed for the following courses of study or for the provision of the following services:

- A. Special Education, Mild to Moderate
- B. Special Education, Moderate to Severe
- C. Special Education, Early Childhood
- D. Teacher Librarian Services: Teacher with experience providing librarian services and currently teaching librarian services.

NOW, BE IT FURTHER RESOLVED, that the Superintendent or his/her designee representative is directed to send appropriate notices to all employees whose positions may be lost by virtue of this action. Nothing herein shall be deemed to confer any status or rights upon temporary certificated employees or any other employee in addition to those specifically granted to such employees by statute.

PASSED AND ADOPTED this 27th day of February, 2024

AYES: _____ MEMBERS: _____

NOES: _____ MEMBERS: _____

ABSENT: _____ MEMBERS: _____

Jennifer Williams, President
Board of Education
Alameda Unified School District
Alameda County, State of California

ATTEST:

By: _____
Pasquale Scuderi, Secretary
Board of Education
Alameda Unified School District
Alameda County, State of California

ALAMEDA UNIFIED SCHOOL DISTRICT
BOARD AGENDA ITEM

Item Title: California School Boards Association (CSBA) 2024 Delegate Assembly Election Vote (5 Mins/Action)

Item Type: Action

Background: The California School Boards Association (CSBA) Delegate Assembly is a vital link to the Association's governance structure. The Delegate Assembly is made up of approximately 270+ delegates who are elected by local board members in 21 geographic regions throughout the state, thus ensuring that the Association reflects the interest of school districts and county offices of education throughout the state.

Sub region 7-B (Alameda County) currently has 4 vacancies. Delegates selected will serve two-year terms from April 1, 2024 through March 31, 2026. The candidates running for delegate assembly are (* denotes incumbent):

- Kelly Mokashi (Pleasanton USD)*
- Nancy Thomas (Newark USD)

Since an insufficient number of nominations were received, AUSD Board members may vote to write in the name of a Board member to fill a seat. The Board as a whole may vote for both candidates listed, and any write-in candidates for up to four vacancies.

Biographical sketches of each Delegate Assembly candidate are attached.

AUSD LCAP Goals:

Fund Codes:

Fiscal Analysis

Amount (Savings) (Cost): N/A

Recommendation: Other

Discuss and select up to 3 candidates for the CSBA Delegate Assembly.

AUSD Guiding Principle: #4 - Parental involvement and community engagement are integral to student success. | #5 - Accountability, transparency, and trust are necessary at all levels of the organization.

Submitted By: Pasquale Scuderi, Superintendent

ATTACHMENTS:

Description

Upload Date

Type

Kelly Mokashi (Pleasanton USD)

View results

Respondent

68

Anonymous

244:57

Time to complete

1. I have been... *

☐ Appointed

☒ Nominated

2. Your signature indicates your consent to be placed on the ballot and serve as a Delegate, if elected *

Kelly Mokashi

3. Full name *

Kelly Lisa Mokashi

4. Region/subregion *

7B



5. Name of District or COE *

Pleasanton Unified School District

6. Years on board *

3

7. Profession

District Educational Leadership: Community School Coordinator for Fremont Unified School District

8. Contact number *

908-812-8919

9. Primary email address *

kmokashi@pleasantonusd.net

10. Are you an incumbent Delegate? *

☒ Yes☐ No

11. Why are you interested in becoming a Delegate? Please describe the skills and experiences you would bring to the Delegate Assembly. *

As an incumbent Delegate, I would be honored to continue serving as a Delegate to represent the diverse needs and interests of ALL of our school districts and county offices with my experience as an articulate advocate for all voices to be heard.

As a change agent with over twenty-five years of coaching experience working with districts nationwide, I have a gift for building trusting relationships to foster collaboration with educational leaders from diverse backgrounds to empower them to reflect upon current practices and analyze data metrics, policies, and procedures for continuous school improvement.

In my work experience and as an elected trustee, I have a strong track record for building leadership capacity through implementing innovative new programs, reviewing/revising policies, and coaching others to be leaders.

As such, one of my primary goals as a transformational leader is to deliver quality services to support closing the achievement disparities for underperforming student groups. I am passionate about advocating for marginalized, underserved students with IEPs and 504s. I have experience collaborating with other district trustees across the state for continuous statewide improvement of policymaking, including the efforts to support SB 691, requiring mandatory screening for all students for dyslexia, grades K-2.

These core values shape my beliefs as a leader, built from my formal education, including two master's degrees and multiple state administrative credentials, providing a solid pedagogical foundation to serve as an effective Delegate Assembly member. Ultimately, I am proud to take the initiative and spearhead new programmatic ideas to benefit our students in collaboration with others to ensure educational policies are effective and practical to provide direction for CSBA initiatives and priorities.

12. Please describe your activities and involvement on your local board, community, and/or CSBA. *

With my prior experience as a Delegate, I am proud to have been an instrumental leader already with the CSBA organization, serving as a key facilitator (Convenor) during assembly meetings, working with 30 plus other board members during the last 2 Delegate assembly sessions in May and this past December to consolidate key priorities for one of the Key Pillars.

Furthermore, as a school board member, I am actively involved with several district-based committees, including serving on many committees previously, including the Tri-Valley Special Education Local Plan Area (SELPA) governance council and the PUSD Board Curriculum & Instruction Committee, and currently a key member of the City of Pleasanton Liaison Committee, the PUSD Board Policy Committee, and the PUSD Facilities Board Committee. In addition to my school board responsibilities, I am actively involved as a parent of three children in our school district. I also have served as an adult member of the Youth Commission for the City of Pleasanton, which previously passed an ordinance against vaping in our local community. With this breadth and diversified involvement, I am in touch with the complexity of issues, concerns, and priorities affecting our school communities and understand how CSBA can support systemic changes.

In my most recent work position as the Community School Coordinator for Cabrillo Elementary in Fremont USD, I represent the only school in that district to launch the 'community school' model that has gained much traction state and nationwide, and I have extensive experience initiating and launching new programs, priorities, and initiatives that will serve well as a Delegate member for the CSBA Delegate Assembly!

13. What do you see as the biggest challenge facing governing boards and how can CSBA help address it? *

I feel very strongly that, similar to previous statements I have made, there have been many ongoing challenges since Covid, lingering issues that impact all of our students, particularly with the long-term social-emotional effects for our students.

One of the most significant challenges facing our governing boards is the difficulty of helping our districts break down systemic barriers for our under-served minority students (i.e., Latinx/African Americans) who continue to lag academically and are disproportionately marginalized and denied equal access to various education programs, as most districts are required to complete with CCEIS reports. Historically, these minorities are disproportionately classified into special education programs and are suspended and expelled at a higher rate than other demographic groups. In addition to districts adopting equity policies, providing additional resources, and increased access to equity-focused consulting services, all Delegates must work together with CSBA to identify short-term and long-term strategies to help districts and counties make systemic changes to address inequities for their students to ensure long-term changes for the benefit of all of our students.

I continue to believe that it is essential to examine all district policies to ensure evidence of equity, examine existing district practices (i.e., such as equitable grading practices), and be thoughtful about the implementation of neutral-based assessments and with the inclusion of culturally diverse curricular resources in all subject areas by integrating other culturally responsive pedagogical resources and strategies that should be available for all of our school communities. Furthermore, I believe there is immense capacity in working with districts and CSBA to explore additional funding options further especially considering the deficit spending challenges all districts are currently facing.

I look forward to the opportunity to serve as a Delegate member of the CSBA Delegate Assembly!

A strategic and visionary leader with 25+ years of experience directing and managing educational improvement initiatives and programs and cultivating lasting client relationships. I deliver premier onsite and ed-tech services for continuous organizational improvement and performance-driven change. I excel at collaborating with cross-functional teams to build goal-driven strategies, actionable execution plans, and feedback-based monitoring systems to optimize organizational performance.

PROFESSIONAL EXPERIENCE

PLEASANTON UNIFIED SCHOOL DISTRICT- 2020 TO PRESENT, Elected Trustee, Pleasanton Unified School Board

- Drive leadership efforts at the state level by serving on the School Board Delegate Assembly for the California School Board Association. Initiated and brought new policies to the state senate and assembly by collaborating with other trustees to address critical issues, such as with the support of SB 691, which mandates statewide dyslexia screening to identify struggling readers earlier to provide academic services to those children.
- Build relationships with educational partners and district staff in various subcommittees to provide visionary direction for organizational growth and improve the district's culture. Create new policies and curricula to promote equitable practices and implement diverse programs, such as providing guidance and feedback on criteria for the new Ethnic Studies course to support diversity and equity. Drive district-wide transformational change, including the transference of educational research into classroom-level practices, such as the Science of Reading Research.

FREMONT UNIFIED SCHOOL DISTRICT -JULY 2023 TO PRESENT, Community School Coordinator, Cabrillo Elementary

Transform change for teaching and learning for student success at Cabrillo Elementary by implementing the elements of a "community school model" as a Planning Grant recipient from the CDE.

- Conduct needs and asset assessments to identify the most needed social, emotional, mental health, curricular, and academic services for the students of Cabrillo Elementary.
- Work with the school leadership team, teachers, counselors, social workers, the community, families, and Fremont agencies to design and implement the identified services.
- Evaluate services to identify gaps, build on existing supports, monitor outcomes and the effectiveness of partnerships, and identify strategic new partnerships with the surrounding community.
- Develop and sustain partnerships with city and county services and non-profit agencies to provide support and opportunities to students and families that meet their identified needs.
- Integrates and aligns community resources serving the school, including tutoring, primary health, arts, recreation, academic, curricular, and other resources identified as partners per the need assessment and district-wide initiatives, including programs during and beyond the school day for the school community.

OKIN EDUCATE, FEBRUARY 2022-MARCH 2023

K-12 Instructional Services Online Manager

Built and established director-level skills by hiring, training, evaluating, and leading a team of supervisors, coordinators, and 75 tutors to provide online tutoring services for the education-as-an-enterprise (EaaS) K-12 Ed-Tech start-up to provide on-demand online homework assistance and tutoring support utilizing virtual conferencing

- Collaborated with cross-functional teams, including Client Services, Marketing, and Sales, to develop and conduct presentations, write RFPs, and negotiate client contracts. Designed and implemented S.M.A.R.T. goal-based Implementation Plans to monitor progress and ensure client satisfaction.

EDUCATION, CERTIFICATIONS, AND OTHER EXPERIENCE

Master of Education (M.Ed.), Supervision and Administration | Rutgers University

Master of Education (M.Ed.), Curriculum, Instruction & Technology | Houston Baptist University

State Licensed Administrator & Curriculum Instruction, California and New Jersey

Author | 24 research-based articles and publications on progressive pedagogical and learning topics

Executive Director | Racing for Orphans with Down Syndrome

Nancy Thomas (Newark USD)

View results

Respondent

3

Anonymous

26:47

Time to complete

1. I have been... *

☐ Appointed

☒ Nominated

2. Your signature indicates your consent to be placed on the ballot and serve as a Delegate, if elected *

Nancy Thomas

3. Full name *

Nancy Thomas

4. Region/subregion *

7B



5. Name of District or COE *

Newark Unified School Districgt

6. Years on board *

17

7. Profession

Retired Hewlett Packard Electrical Engineer

8. Contact number *

510-219-2718

9. Primary email address *

nancy@thomas94560.com

10. Are you an incumbent Delegate? *

☐ Yes☒ No

11. Why are you interested in becoming a Delegate? Please describe the skills and experiences you would bring to the Delegate Assembly. *

I was elected to the Delegate Assembly twice, and previously served for about 11 years. My experience as a member has helped me understand the issues facing California School Boards and had provided me tools to advocate for my district's and the State's students, parents and community members. My 25-years' experience in tech industry engineering and management positions has given me a deep understanding of planning and budgeting issues. My past participation in the CSBA Delegate Assembly and Leg Action Day, and my membership in the Alameda County Democratic Central Committee have helped me speak knowledgeably and share school board concerns with my local and state elected officials. I believe it is my responsibility as a board member to learn about and advocate for local control to effectively deal with the issues my district faces: high poverty and high numbers of English Learners.

12. Please describe your activities and involvement on your local board, community, and/or CSBA. *

I have served on the Newark Unified School District Board for 17 years total: 2003-2019, and 2022-2023. I am currently the Board President. My CSBA experience has enabled me to be an effective advocate for our students as we have moved through multiple challenges -- the great recession, declining enrollment, requirements of LCFF and LCAP, etc. As a board appointee to our Mission Valley ROP Board, I continue to advocate for increased CTE opportunities for high school students in the region. I formerly served on the CSBA Adequacy Committee and was one of two CSBA representatives to the California Interscholastic Federation for five years. Continuing education is important for all board members. Although I completed the CSBA Masters in Governance Program twice previously, I recently completed it for the third time, each time learning more, and this time sharing the experience with a new board member in our district. I am an elected representative to the Alameda County Democratic Central Committee and a 17 year member of my local Rotary Club. I was a member of the Kidango Board of Directors for over 10 years -- Kidango educates and supports thousands of preschool children in the Bay Area. I attend the CSBA Annual Education Conference most years.

13. What do you see as the biggest challenge facing governing boards and how can CSBA help address it? *

I think funding issues related to declining enrollment and the huge teacher shortages are the biggest challenges facing governing boards. Not only are fewer teachers entering the field, the shortage of housing in the Silicon Valley where Newark is located has put housing out of the reach of teachers entering the profession. Special Ed, math and science teachers are in short supply across the state, including in my district. The increased burden on districts and teachers with STRS cost increases and escalating encroachment of special education are just two areas eating away at our budgets. I believe CSBA can and will continue its relentless focus on the financial resources California school districts and our school children need and deserve.

